


MEMIC



00:00

















TVN


TRAINING VIDEO NOW

Video Rental Library

Table of Contents




Agriculture	
4983	Tractor Safety1
4982	Tractor Hand Signals1
4975	Pesticide Safety Training1
4974	Pesticide Safety Basics.....1
4747	Grain Elevator: Working Safely Around Rail Cars 1
4746	Grain Elevator: Fixed Ladder, Stairs, and Catwalks 1
4745	Grain Elevator Safety 2
4356	Tractor Safety — Agriculture2
4355	Safety Orientation — Agriculture2
4354	Irrigation Safety — Agriculture2
4353	Packing House Safety — Agriculture.....2
4352	Vehicle Maintenance Safety — Agriculture.....2
4351	Vehicle Operation Safety — Agriculture2
4350	Heat Stress — Agriculture3
4349	Personal Protective Equipment — Agriculture.....3
4348	Reducing Unsafe Acts — Agriculture.....3
4347	Pesticide Safety — Agriculture3
4346	Back Injury Prevention — Agricultural Version.....3
3372	Killer Bees, Wasps, and Spiders3
Arc Flash / NFPA 70E	
5278	Electrical Contact Release Training4
5202	Electrical Safety Related Work Practices and the 2021 NFPA 70E for Supervisors and Managers4
5203	Electrical Safety Related Work Practices and the 2021 NFPA 70E for Electrical Workers.....5
4891	Safe Electrical Work Practices and the 2018 NFPA 70E 6
4892	Safe Electrical Work Practices and the 2018 NFPA 70E (Concise) 6
4857	To the Point About: Arc Flash Protection 6
4611	Electrical Safety for Qualified Workers 7
4612	Electrical Safety for Qualified Workers (Concise) 7
3221	The Mark Standifer Story: Lessons Learned from An Arc Flash Tragedy 7
4973	Safe Electrical Work Practices and the 2018 CSA Z4627
4771	Arc Flash for Non-Electricians 8
4658	Safe Electrical Work Practices and the 2015 NFPA 70E 8
Attitude	
5211	Safety: What's Your Role?9
5212	Safety: What's Your Role? (Concise).....9
5213	Safety First: Be Proud of That (3-Minute Safety Song)9
5043	Safety Leadership for Everyone 9
4852	Safety Leadership: An Essential Safety Element 9


 This program is a microlearning. A microlearning is typically 1-2 minutes in length and quickly conveys information about a specific topic or subset of a larger topic.











 Also available in Spanish.
















3331	One Will Die: The John Martin Story (Concise)19
1464	One Will Die: The John Martin Story (Non-Graphic) 19
3307	The Line of Fire 20
3341	The Line of Fire (Concise) 20
3843	The Line of Fire (Non-Graphic) 20
3893	Ready, Willing and Able: Giving and Accepting Constructive Safety Feedback 20
3247	Don't Bet Your Life on Unsafe Acts 21
3885	Don't Bet Your Life on Unsafe Acts (Concise) 21
2449	Don't Bet Your Life on Unsafe Acts (Non-Graphic) 21
1430	Promises, Promises 21
1431	Promises, Promises (Non-Graphic) 21
3884	Promises, Promises (Concise) 22
3881	There's No Excuse for Unsafe Acts 22
3808	What's Your Excuse? 22
3809	What's Your Excuse? (Non-Graphic) 22
3692	Do It for Me 22
3836	Do It for Me (Concise) 23
3194	Accidents Aren't Just One of Those Things.....23
3220	Accidents Aren't Just One of Those Things (Concise) 23
3414	High-Impact Workplace Safety 23
3375	Safety Leadership for Everyone (Concise) 23
1542	High-Impact Workplace Safety (Concise) 24
1321	A Safety Carol 24
1745	A Safety Carol (Concise) 24
4254	25 Most Commonly Cited OSHA Violations.....24
4907	Arrogance and Safety Don't Mix25
4807	An Extra Effort for Safety.....25
4672	OSHA Top Ten Violations 25
3272	Horseplay Is No Joke.....25
4348	Reducing Unsafe Acts — Agriculture.....25
3835	The First Step 26

Aviation	
4238	Lockout/Tagout for Aviation.....27
4256	Ladder Safety for Aviation.....27
4263	Flight Attendant Safety for Aviation.....27
4266	Dangerous Goods for Aviation.....27

Back Care	
5209	Stretching for Injury Prevention with Liz Navarrete28
5210	Stretching for Injury Prevention with Liz Navarrete (Concise)28
4915	Powerlift Lifting Techniques for A Healthy Back 28
4916	Powerlift Lifting Techniques for A Healthy Back (Concise) 28
3940	PowerLift: Lifting Training That Works! 29
3941	PowerLift: Lifting Training That Works! (Concise)29

 This program is a microlearning. A microlearning is typically 1-2 minutes in length and quickly conveys information about a specific topic or subset of a larger topic.

4826	To the Point About: Preventing Back Injuries 29
4918	A Better Way to Lift 29
3942	The Back Owner's Guide to Lifting and Stretching.....29
4920	Blink — Manager Version 29
4919	Blink — Employee Version 30
3824	A Bit About Backs30
3816	Take 5 for Health and Safety30
3304	Stretching at Work30
3180	On the Road: Lighter Side of Lifting.....30
3009	Safe Lifting30
4926	Back Safety in Office Environments.....31
4925	Back Safety in Industrial Environments 31
4900	Lift With Care to Protect Your Back31
4782	Protecting Your Back 31
4271	Back Talk31
4657	Safe Lifting in Construction Environments 31
5077	Hospitality OSHA 7: Back Injury Prevention 32
3501	Restaurant Series: Back Injury Prevention 32
3616	Back Safety for Health Care Providers.....32
3548	Elements of Back Care: Healthcare Version32
4052	Back Injury Prevention — Supermarket Series32
4987	Ski Area: Safe Lifting32
4346	Back Injury Prevention — Agricultural Version.....33
4883	Body Mechanics in Healthcare 33

Behavior Based Safety	
5211	Safety: What's Your Role?34
5212	Safety: What's Your Role? (Concise).....34
4660	I Chose to Look the Other Way: Three Stories of Workplace Safety 34
4649	Complacency in the Workplace: Sandy's Story.....34
4280	Safety Decision Making 34
4058	Take Time for Safety (Concise) 35
4057	Take Time for Safety.....35
4898	Always Think of the Repercussions of Your Actions 35
4902	Horoscopes and Safety 35
3954	Brian's Story: You Can Make A Difference (Concise) 35
3833	Brian's Story: You Can Make A Difference 36
3881	There's No Excuse for Unsafe Acts 36
3331	One Will Die: The John Martin Story (Concise)36
3280	One Will Die: The John Martin Story 36
1464	One Will Die: The John Martin Story (Non-Graphic) 37
3884	Promises, Promises (Concise) 37
1431	Promises, Promises (Non-Graphic) 37
1430	Promises, Promises 37
5043	Safety Leadership for Everyone 38
4245	It's Up to Me (Non-Graphic)38
3886	It's Up to Me (Concise) 38

 Also available in Spanish.

Table of Contents *(continued)*

Behavior Based Safety *(continued)*

3375	Safety Leadership for Everyone (Concise)	ES	38
3220	Accidents Aren't Just One of Those Things (Concise)	ES	38
3194	Accidents Aren't Just One of Those Things		38
4246	I Chose to Look the Other Way (Non-Graphic)	ES	39
3665	I Chose to Look the Other Way (Concise)	ES	39
3175	I Chose to Look the Other Way	ES	39
3361	Close Calls and Near Misses	ES	39
1526	Close Calls and Near Misses (Concise)	ES	39
3011	The Wake Up Call		39

Bloodborne Pathogens

5146	Bloodborne Pathogens	ES	40
5147	Bloodborne Pathogens Overview	ES	40
5148	The Bloodborne Pathogens Exposure Control Plan	ES	40
5149	Routes of Entry	ES	41
5150	Universal Precautions	ES	41
5151	Disposal and Disinfection of Contaminated Materials	ES	41
5152	Responding to an Exposure	ES	42
5017	Bloodborne Pathogens: The Unexpected Hazard (Concise)	ES	42
5016	Bloodborne Pathogens: The Unexpected Hazard	ES	42
5204	Cal/OSHA Bloodborne Pathogens		42
4810	To the Point About: Bloodborne Pathogens	ES	43
4805	Bloodborne Pathogens General Awareness		43
5079	Hospitality OSHA 7: Bloodborne Pathogens Training	ES	43
4484	Bloodborne Pathogens HIV-AIDS-OSHA		43
4272	Bloodborne Pathogens: Behind The Scenes		43
4268	Bloodborne Pathogens for Schoolteachers		43
3821	BBP in Healthcare Facilities	ES	44
3569	Universal Precautions		44
3537	BBP in First Response Environments		44
3410	Bloodborne Pathogens Training for Hospitality	ES	44
3969	Bloodborne Pathogens Training for Employees (Concise)	ES	44
3857	Bloodborne Pathogens Training for Employees	ES	45
3161	Preventing Exposure to Bloodborne Pathogens	ES	45
1616	Preventing Exposure to Bloodborne Pathogens (Concise)	ES	45
1101	To the Point About: Bloodborne Pathogens – Canada		45

Cal/OSHA






5286	Cal/OSHA Forklift Operator Training	ES	46
5285	Cal/OSHA Hazard Communication	ES	46
5284	Cal/OSHA Preventing Slips, Trips, and Falls	ES	46
5283	Cal/OSHA Lockout/Tagout	ES	46

5282	Cal/OSHA Personal Protective Equipment	ES	46
5208	Cal/OSHA Preventing Hearing Loss		47
5207	Cal/OSHA Fire Prevention & Response		47
5206	Cal/OSHA Fire Extinguishers		47
5205	Cal/OSHA Confined Space Entry		47
5204	Cal/OSHA Bloodborne Pathogens		48
4060	Cal/OSHA AB2774		48
4209	Safe Food Handling – California Version		48
4977	Housekeeping MIPP: Room Attendant Safe Practices		48

Canadian Programs


4980	To the Point About: Confined Space Entry – Canada	49
4981	To the Point About: Personal Fall Arrest Systems – Canada	49
4305	Combustible Dust Awareness – Canada	49
4973	Safe Electrical Work Practices and the 2018 CSA Z462	49
1512	WHMIS and the GHS Employee Training – Canada	50
1509	Safe Electrical Work Practices Canadian Standards 2015	50
1505	Lockout/Tagout Training for Employees – Canada	50
1110	To the Point About: The Proper Use of a Fire Extinguisher – Canada	50
1101	To the Point About: Bloodborne Pathogens – Canada	50
1103	To the Point About: The WHIMS Program and GHS – Canada	51
1104	To the Point About: Preventing Hearing Loss – Canada	51
1105	To the Point About: Lockout/Tagout – Canada	51
1109	To the Point About: Safe Forklift Operation – Canada	51


Cell Phone Use

5233	Cell Phones: Manners Versus Rudeness.....	52
4103	Cell Phones in the Workplace: A Dangerous Distraction 	52
4104	Cell Phones In The Workplace: A Dangerous Distraction [Concise] 	52
4235	Hang Up and Drive 	52
4243	Hang Up and Drive [Concise] 	53
4255	Texting and Driving: The Facts 	53

Chemical Safety

5055	To the Point About: Compressed Air Safety	ES	54
4796	What's Wrong With This Picture? Hazard Communication and GHS		54
4849	Working Safely With Compressed Gas Cylinders (Concise)	ES	54
4848	Working Safely With Compressed Gas Cylinders	ES	55
4835	Working Safely With Compressed Gas Cylinders	ES	55
4834	Crystalline Silica Employee Training	ES	55
4043	Hydrogen Sulfide Employee Training (Concise)	ES	55
3629	Hexavalent Chromium Employee Training		56
1654	Hexavalent Chromium Employee Training (Concise)	ES	56


 This program is a microlearning. A microlearning is typically 1-2 minutes in length and quickly conveys information about a specific topic or subset of a larger topic.

 Also available in Spanish.

1512	WHMIS and the GHS Employee Training – Canada	56
5136	HAZWOPER: Understanding Chemical Hazards	ES 56
5126	HAZWOPER: Understanding HAZWOPER	ES 57
5094	Silica Safety in Industrial and Construction Environments	ES 57
5015	Safety Showers and Eye Washes in the Laboratory	57
4910	Pay Attention to Warning Labels	57
4842	Lead Exposure in Construction Environments	ES 58
4841	Lead Exposure In General Industry	ES 58
3718	Lead in the Workplace	58
4797	Compressed Gas Cylinders	58
4748	Asbestos Awareness Employee Basic Training	59
3065	Asbestos Awareness	ES 59
4615	Anhydrous Ammonia Safety	59
4003	Chemical Hazards and Materials (Schools)	59
3496	Chlorine Safety	59
3395	Dealing With Hazardous Spills	ES 60
3252	The OSHA Formaldehyde Standard – Laboratory	60
3176	Carbon Monoxide Poisoning	60
4744	Carbon Monoxide: The Facts – Hospitality Version	ES 60
3296	Flammable Liquid Safety	60
4975	Pesticide Safety Training	61
4347	Pesticide Safety – Agriculture	61
4974	Pesticide Safety Basics	61
4347	Pesticide Safety – Agriculture	61

Confined Space Entry

5259	The Entrant	ES	62
5258	The Attendant	ES	62
5257	The Entry Supervisor	ES	62
5256	Mechanical and Engulfment Hazards	ES	62
5255	Atmospheric Testing and Monitoring	ES	62
5254	Hazardous Atmospheres	ES	63
5253	The Entry Permit	ES	63
5252	Permit-Required Confined Spaces – Overview	ES	63
5251	Permit-Required Confined Spaces	ES	63
5205	Cal/OSHA Confined Space Entry		63
4811	To the Point About: Confined Space Entry	ES	64
4277	Survive Inside: Employee Safety in Confined Spaces	ES	64
4278	Survive Inside: Employee Safety in Confined Spaces (Concise)	ES	64
3164	Confined Spaces and the Entry Permit System	ES	64
1613	Confined Spaces and the Entry Permit System (Concise)	ES	65
5130	HAZWOPER: Confined Space Entry	ES	65
4909	Use Caution in Tight Spaces		65
4770	Confined Space Entry – General Industry and Construction	ES	65
4778	Confined Space Entry A Deadly Situation	ES	66
4980	To the Point About: Confined Space Entry – Canada		66

 This program is a microlearning. A microlearning is typically 1-2 minutes in length and quickly conveys information about a specific topic or subset of a larger topic.

Construction

5250	Fall Hazards in Construction	ES	67
5249	Electrocution Hazards in Construction	ES	67
5248	Caught-In and Caught-Between Hazards in Construction	ES	67
5247	Struck-By Hazards in Construction	ES	67
5246	Construction's Fatal Four Hazards – Overview	ES	67
5245	Construction's Fatal Four Hazards	ES	68
5200	Struck By Hazards: One of Construction's Fatal Four	ES	68
5199	Fall Hazards: One of Construction's Fatal Four	ES	68
5198	Electrical Hazards: One of Construction's Fatal Four	ES	68
5197	Caught Between Hazards: One of Construction's Fatal Four	ES	69
4367	Safety Bob's Comprehensive Construction Safety	ES	69
4368	Safety Bob's Comprehensive Construction Safety (Concise)		69
5094	Silica Safety in Industrial and Construction Environments	ES	70
4835	Crystalline Silica Employee Training (Concise)	ES	70
4834	Crystalline Silica Employee Training	ES	70
1712	Safety Bob's Construction Safety Orientation	ES	66
3916	Trenching and Excavation Safety: The Scott May Story	ES	71
3953	Trenching and Excavation Safety: The Scott May Story (Concise)	ES	71
5097	Construction Safety Orientation: The Basics		71
5092	Crane Safety in Industrial and Construction Environments		71
5091	Rigging Safety in Industrial and Construction Environments		72
5089	Electrocution Hazards in Construction Environments Pt. 2: Employer Responsibilities		72
5088	Electrocution Hazards in Construction Environments Pt. 1: Worksite Safety		72
5074	Slips, Trips and Falls in Construction Environments	ES	73
5040	Supported Scaffolding Safety in General Industry and Construction Environments	ES	73
4861	Struck-By Hazards in Construction Environments	ES	73
4860	Caught-In or Between Hazards in Construction Environments	ES	73
4843	Trenching and Shoring Safety in Construction Environments	ES	74
4842	Lead Exposure in Construction Environments	ES	74
4786	Walking and Working Surfaces in Construction Environments	ES	74
4779	Construction Fall Protection We All Win	ES	74
4770	Confined Space Entry – General Industry and Construction	ES	75
4395	Aerial Lifts in Industrial and Construction Environments	ES	75
4314	GHS-HazCom for Construction Environments	ES	75
4251	GHS Safety Data Sheets in Construction Environments	ES	75
4249	GHS Container Labeling in Construction Environments		76
4229	Dealing With Drug and Alcohol Abuse for Construction Managers	ES	76
4228	Dealing With Drug and Alcohol Abuse for Construction Employees	ES	76
3981	Hand and Power Tool Safety in Construction Environments	ES	77
3971	PPE in Construction Environments	ES	77
3970	Ladder Safety in Construction Environments		77
3961	Hand, Wrist, and Finger Safety in Construction Environments		77


 Also available in Spanish.

Table of Contents *(continued)*

Construction *(continued)*

3947	Safety Orientation in Construction Environments	ES	78
3931	First Aid in Construction Environments		78
3928	Crane Safety in Construction Environments		78
3513	Dump Truck Safety		78
3257	Flagger Safety		78
4829	Roof top Loading	ES	79
4751	Skid Steer Safety		79
4614	Band Saw Operation and Safety		79
4613	Table Saw Safety and Use		79
4452	Safe and Efficient Operation of Hand Held Cutoff Saws		79
4448	Transporting Construction Equipment	ES	80
4446	Road Crew Safety: Safe Practices Road Construction and Paving		80
4436	Wheel Loader: Walk Around and Introduction		80
4435	Hand Signals: Mobile Construction Equipment	ES	80
4434	Rigging and Lifting: Small Hydraulic Cranes	ES	80
4433	Rigging and Lifting: Structural Steel	ES	80
4431	Rigging and Lifting: Mobile Construction Equipment	ES	81
4424	Sliding Boom (Telescopic) Forklift Operating Techniques		81
4419	Dozer Safety: Bark and Chip Pile Management		81
4418	Headaches for Vandals: Job Site Vandalism and Tool Theft Prevention		81
4417	Stealing from Thieves: Equipment Theft Prevention		81
4416	Lockout/Tagout of Mobile Construction Equipment		81
4415	Tips From The Pros: Rigging and Lifting		82
4411	Skid Steer: Pre-Operation Inspection		82
4409	Backhoe Loader: Safe Operating Techniques		82
4408	Backhoe Loader: Pre-Start Inspection		82
4407	Crawler Excavator: Maintenance and Transport		82
4406	Crawler Excavator: Safe Operating Techniques		82
4401	Backhoe Loader: Maintenance and Transport		83
4405	Crawler Excavator: Pre-Start Inspection		83
4394	Scissor Lifts In Industrial and Construction Environments		83
4310	Roof Top Safety		83
4097	Wheel Loader: Safe Operating Techniques		83
4096	Tips From the Pros: Crawler Excavator		83
4095	Tips From the Pros: Crawler Dozer		84
4094	Tips From the Pros: Backhoe Loader		84
4093	Skid Steer: Safe Operating Techniques	ES	84
4092	Pipelayer Tractors: Inspection and Operation Techniques		84
4091	Dump Truck: Operation and Safety		84
4056	Trenching and Shoring Safety		84
4055	Soil Classification	ES	85
4033	Telehandlers: Safe Operation	ES	85
4018	Tips from the Pros: Wheel Loader		85


3939	Rigging Safety in Construction Environments	ES	85
3938	Suspended Scaffolding Safety in Construction Environments	ES	86
3937	Supported Scaffolding Safety in Construction Environments	ES	86
3722	General Safe Work Practices – Construction		86
3543	Pre-Shift Walk Around Inspection: Backhoes		86
3258	Backhoe and Loader Safety		86
4657	Safe Lifting in Construction Environments	ES	87


Contagious Illnesses

5107	COVID-19: Staying Safe at Work for Employers	ES	88
5106	COVID-19: Staying Safe at Work for Employees (Concise)	ES	88
5105	COVID-19: Staying Safe at Work for Employees	ES	89
5087	Protecting Yourself Against COVID-19 and Other Contagious Illnesses	ES	89
5096	Coronavirus: Guarding Against COVID-19		89
4832	Tuberculosis in the Healthcare Environment	ES	90
4550	Tuberculosis		90
3943	Preventing the Spread of Contagious Illness (Concise)	ES	90
3909	Preventing the Spread of Contagious Illness	ES	90
4621	Legionella		90
3422	Avian Flu: The Facts		91

Crane Safety

4856	To the Point About: The Safe Operation of Aerial Work Platforms	ES	92
4855	To the Point About: Industrial Crane Safety	ES	92
4644	Safe Use and Operation of Industrial Cranes	ES	92
4645	Safe Use and Operation of Industrial Cranes (Concise)	ES	92
5091	Rigging Safety in Industrial and Construction Environments		92
5092	Crane Safety in Industrial and Construction Environments		93
4034	Crane Signal Person Basic Training		93
4323	Overhead Cranes: Safety Is in Your Hands	ES	93
3939	Rigging Safety in Construction Environments	ES	93
3928	Crane Safety in Construction Environments		94
3610	Industrial Crane Safety		94
3693	Industrial Crane Safety (Concise)	ES	94
3121	Safe Rigging	ES	94
2801	High-Impact Crane Safety	ES	94
1485	High-Impact Crane Safety (Concise)	ES	95
4415	Tips From The Pros: Rigging and Lifting		95
4434	Rigging and Lifting: Small Hydraulic Cranes	ES	95
4433	Rigging and Lifting: Structural Steel	ES	95
4432	Rigging and Lifting: Mines and Quarries		95
1811	High-Impact Crane Safety (Non-Graphic)		96

 This program is a microlearning. A microlearning is typically 1-2 minutes in length and quickly conveys information about a specific topic or subset of a larger topic.

 Also available in Spanish.

Customer Service


4984	Customer Service in Hospitality		97
4190	The Power of Customer Service		97
4174	Think Like the Customer		97
4173	Seven Things Never to Say to Your Customers		97
4503	Exceptional Customer Service Skills: Managing Expectations		92

DOT Hazardous Materials

4799	HAZWOPER: Identifying Hazardous Materials	ES	98
4400	DOT HazMat Safety Training	ES	98
5129	HAZWOPER: HAZMAT Labeling	ES	98
4329	DOT Alcohol and Drug Rules		98
4322	HazMat Security: DOT Requirements		99
4065	Hours of Service for Property Carrying Vehicles	ES	99
4029	Securing Loads Safely		99
3860	DOT HazMat Security Training In-Depth		99
3463	DOT General Awareness		99
3211	DOT HazMat Security Awareness	ES	100

Driving Safety

5075	To the Point About: Eliminating Driving Distractions	ES	101
5037	To the Point About: Defensive Driving	ES	101
4991	Three Keys to Safe Driving: Prepare, Anticipate, and Defend		101
4992	Three Keys to Safe Driving: Prepare, Anticipate and Defend (Concise)	ES	102
4235	Hang Up and Drive	ES	102
4243	Hang Up and Drive (Concise)	ES	102
4994	Take Action Against Distraction: Staying Focused to Avoid Injury (Concise)	ES	102
4993	Take Action Against Distraction: Staying Focused to Avoid Injury	ES	103
4979	Road Rage and Aggressive Driving		103
4707	Driving Defensively	ES	103
4654	Distracted Driving: How Focused Are You?		103
4642	Choices: Safe Driving	ES	103
4884	Choices Driving Safely in Healthcare	ES	104
4255	Texting and Driving: The Facts	ES	104
3238	Distracted Driving: At What Cost?	ES	104
3245	Distracted Driving – Non-humorous	ES	104
3281	Distracted Driving – Transit Version		104
3283	Distracted Driving – Transit Version, Non-Humorous		105
3912	Distracted Driving: At What Cost? (Concise)	ES	105
3704	The Knock on the Door	ES	105
3263	Winter Driving: When the Rules Change		105
3566	Winter Driving: When the Rules Change (Concise)		105
3023	The Blindfold Effect	ES	106
4911	A Man Killed Two Young Girls		106

 This program is a microlearning. A microlearning is typically 1-2 minutes in length and quickly conveys information about a specific topic or subset of a larger topic.

4906	Animals in the Road		106
4903	Driving and Sleeping Don't Mix		106
4899	Road Rage: You Never Know Who or Where the Nuts Are		106
4893	Driver Distraction: A Main Cause of Collisions		106
3232	Safe Operation and Use of All-Terrain Vehicles		107
4839	Safe Operation and Use of All-Terrain Vehicles (Concise)		107
4067	Intersections: Expect the Unexpected		107
4066	Bobtailing and Jackknifing		107
4064	Safe Backing of Tractor Trailer Rigs		107
4063	Heavy Truck Braking System and Braking Techniques		107
4062	Driving In Extreme Weather Conditions – Trucking		108
3310	Trucking Orientation		108
3875	Route Safety: Solid Waste Training		108
3877	Backing Accident Prevention: Solid Waste Training		108
3874	Pre-Trip Inspection: Solid Waste Training		104
4836	Working With Special Needs Children		108
4364	Winter Driving for Bus Operators		109
3861	School Bus Safety		109
4404	Delivery Truck Driver Training		109
3325	Defensive Driving: Delivery Vans		109
3270	Acid Battery and Jump Starting		109
4443	Electric Drive Haul Truck Safety		105
4261	Security Procedures for Armored Transportation		110
4260	Safe Driving for Armored Transportation		110
4026	Federal Motor Carrier CSA		110
3855	Courtesy Shuttle Vehicle Safety	ES	110
3276	Why Do We Drive the Way We Do?		110
3513	Dump Truck Safety		110
4029	Securing Loads Safely		111
4065	Hours of Service for Property Carrying Vehicles	ES	111
4091	Dump Truck: Operation and Safety		111
4351	Vehicle Operation Safety – Agriculture		111
4453	Emergency Response: Off Road Heavy Haul Trucks	ES	111

Drugs and Alcohol

5009	The Drug-Free Workplace Program: Lose the Drugs, Keep the People	ES	112
5010	The Drug-Free Workplace Program: Lose the Drugs, Keep the People (Concise)	ES	112
4229	Dealing With Drug and Alcohol Abuse for Construction Managers	ES	112
4228	Dealing With Drug and Alcohol Abuse for Construction Employees	ES	113
4329	DOT Alcohol and Drug Rules		113
3444	Dealing With Drug and Alcohol Abuse for Employees	ES	113
3443	Dealing With Drug and Alcohol Abuse for Managers	ES	114
3704	The Knock on the Door	ES	114


 Also available in Spanish.

Table of Contents *(continued)*

Electrical Safety	
5278	Electrical Contact Release Training ^{ES} 115
5249	Electrocution Hazards in Construction ^{ES} [🕒] 115
5203	Electrical Safety Related Work Practices and the 2021 NFPA 70E for Electrical Workers..... 116
5060	OSHA 10 Hour Training For General Industry: Electrical Safety 116
5198	Electrical Hazards: One of Construction's Fatal Four ^{ES} 117
5143	HAZWOPER: Electrical Safety in HAZMAT Environments ^{ES} 117
5089	Electrocution Hazards in Construction Environments Pt. 2: Employer Responsibilities..... 117
5088	Electrocution Hazards in Construction Environments Pt. 1: Worksite Safety 118
4857	To the Point About: Arc Flash Protection ^{ES} 118
3221	The Mark Standifer Story: Lessons Learned from An Arc Flash Tragedy ^{ES} 118
4771	Arc Flash for Non-Electricians ^{ES} 118
4827	To the Point About: Preventing Electric Shock ^{ES} 119
5008	Electrical Safety ^{ES} 119
4891	Safe Electrical Work Practices and the 2018 NFPA 70E ^{ES} 119
4892	Safe Electrical Work Practices and the 2018 NFPA 70E (Concise) ^{ES} 120
4973	Safe Electrical Work Practices and the 2018 CSA Z462 120
4611	Electrical Safety for Qualified Workers ^{ES} 120
4612	Electrical Safety for Qualified Workers (Concise) ^{ES} 121
4609	Electrical Safety for Everyone ^{ES} 121
4610	Electrical Safety for Everyone (Concise) ^{ES} 121
3140	Electrical Safety for Non-Electricians: Give It Some Respect ^{ES} 121
3827	Electrical Safety for Non-Electricians: Give It Some Respect (Concise) ^{ES} 122
4048	Electrical Safety in the Laboratory 122
4032	Electrical Safety: What Everyone Should Know ^{ES} 122
1509	Safe Electrical Work Practices Canadian Standards 2015..... 122
Emergency Response	
5059	OSHA 10 Hour Training for General Industry: Emergency Response and Fire Prevention..... 123
4854	To the Point About: Emergency Response ^{ES} 123
4604	Emergency Preparedness and Response ^{ES} 123
4605	Emergency Preparedness and Response (Concise) ^{ES} 123
5127	HAZWOPER: The Emergency Response Plan ^{ES} 124
4728	Evacuation Procedures ^{ES} 124
5032	Severe Weather Safety: Prepare, Survive and Recover ^{ES} 124
5033	Severe Weather Safety: Prepare, Survive and Recover (Concise) ^{ES} 124
3195	Severe Weather Alert: Are You Prepared? ^{ES} 124
1574	Severe Weather Alert: Are You Prepared? (Concise) ^{ES} 125
3467	Incident Command System (ICS) 125

[🕒] This program is a microlearning. A microlearning is typically 1-2 minutes in length and quickly conveys information about a specific topic or subset of a larger topic.

4955	Disaster Preparedness in Home Health..... 125
3864	Earthquake Safety 125
3153	Bomb Threat Procedures ^{ES} 125
3054	Planning for Lab Emergencies 125
4453	Emergency Response: Off Road Heavy Haul Trucks ^{ES} 126

Employee Health	
5210	Stretching for Injury Prevention with Liz Navarrete (Concise) 127
5209	Stretching for Injury Prevention with Liz Navarrete 127
3304	Stretching at Work 127
5006	Managing Sleep: Feel Awake and Rested ^{ES} 127
5007	Managing Sleep: Feel Awake and Rested (Concise) ^{ES} 128
5109	Remote Worker: Safety, Health, and Security ^{ES} 128
5110	Remote Worker: Safety, Health, and Security (Concise) ^{ES} 128
5122	Computer Security for the Remote Worker [🕒] 129
5121	Ergonomics for Remote Workers [🕒] 129
5120	The Ergonomics of Cell Phones and Tablets [🕒] 129
5119	Fire Safety for Remote Workers [🕒] 129
5118	Fall Prevention for Remote Workers [🕒] 129
5117	Maintaining A Workplace Mindset While Working at Home [🕒] 129
5116	Selecting A Location for a Home Workplace [🕒] 130
5115	Policies and Guidelines for Remote Workers [🕒] 130
5114	Regulatory Requirements for Remote Workers [🕒] 130
5113	Safety and Health of Remote Workers..... 130
5105	COVID-19: Staying Safe at Work for Employees ^{ES} 130
5107	COVID-19: Staying Safe at Work for Employers ^{ES} 131
5106	COVID-19: Staying Safe at Work for Employees (Concise) ^{ES} 131
5087	Protecting Yourself Against COVID-19 and Other Contagious Illnesses ^{ES} .. 132
5096	Coronavirus: Guarding Against COVID-19..... 132
3909	Preventing the Spread of Contagious Illness ^{ES} 132
3943	Preventing the Spread of Contagious Illness (Concise) ^{ES} 133
3907	Pandemic Flu: The Facts..... 133
3422	Avian Flu: The Facts..... 133
4621	Legionella 133
4832	Tuberculosis in the Healthcare Environment ^{ES} 133
4550	Tuberculosis..... 133
3655	Norovirus ^{ES} 134
4662	Workplace Stress ^{ES} 134
4172	Arrest that Stress 134
4772	Fitness and Wellness ^{ES} 134
4237	Personal Hygiene in the Workplace ^{ES} 134
4920	Blink — Manager Version ^{ES} 135
4919	Blink — Employee Version ^{ES} 135
4784	Protecting Your Shoulders ^{ES} 135

^{ES} Also available in Spanish.

4783	Protecting Your Knees ^{ES} 135
4795	I2P2 Injury and Illness Prevention Programs ^{ES} 135
3816	Take 5 for Health and Safety 135
4883	Body Mechanics in Healthcare ^{ES} 136
5132	HAZWOPER: Medical Surveillance Programs ^{ES} 136
5125	HAZWOPER: Exposure Monitoring and Medical Surveillance ^{ES} 136
4800	HAZWOPER: Medical Surveillance Program ^{ES} 136
4876	Tick Bite Prevention and Response ^{ES} 137
3656	The Mosquito: What You Need to Know 137
3473	Indoor Air Quality ^{ES} 137

Environmental Training	
5034	RCRA Hazardous Waste Final Rule: The E-Manifest System and Other Key Revisions ^{ES} 138
5035	RCRA Hazardous Waste Final Rule: The E-Manifest System and Other Key Revisions (Concise) ^{ES} 138
5134	HAZWOPER: Accidental Release Measures and Spill Cleanup Procedures ^{ES} 138
4230	Storm Water Pollution Prevention Plan General Awareness Training ^{ES} ... 138
4084	Understanding Your Stormwater Pollution Prevention Plan ^{ES} 139
4085	Understanding Your Stormwater Pollution Prevention Plan (Concise) ^{ES} 139
3473	Indoor Air Quality ^{ES} 139
Equipment Specific Videos	
5111	Mobile Elevating Work Platforms: Safe Use and Requirements ^{ES} 140
5112	Mobile Elevating Work Platforms: Safe Use and Requirements (Concise) ^{ES} 140
4809	Operating Aerial Work Platforms Safely ^{ES} 141
4820	Operating Aerial Work Platforms Safely (Concise) ^{ES} 141
4394	Scissor Lifts In Industrial and Construction Environments 141
3348	Safe Operation of Scissor and Boom Lifts ^{ES} 141
4089	Safe Operation of Scissor and Boom Lifts (Concise) ^{ES} 142
3145	Compressed Air Safety ^{ES} 142
3678	Compressed Air Safety (Concise) ^{ES} 142
4613	Table Saw Safety and Use 142
4452	Safe and Efficient Operation of Hand Held Cutoff Saws 142
3456	Hand and Power Tools Safety ^{ES} 143
3336	Working Safely With Pneumatic Tools ^{ES} 143
3305	High-Impact Power Tool Safety 143
4607	High-Impact Power Tool Safety (Concise) 143
3248	Working Safely With Hand and Power Tools ^{ES} 143
3227	Boxcutter/Utility Knife Safety ^{ES} 144
3173	Chain Saw Safety..... 144
1595	Working Safely With Power Tools (Concise) ^{ES} 144
1596	Working Safely with Hand Tools (Concise) ^{ES} 144
3036	High-Impact Metal Working Safety ^{ES} 144
1408	High-Impact Metal Working Safety (Concise) ^{ES} 145




[🕒] This program is a microlearning. A microlearning is typically 1-2 minutes in length and quickly conveys information about a specific topic or subset of a larger topic.

2433	High-Impact Metal Working Safety (Non-Graphic)..... 145
5085	Grinders and Abrasive Wheels: Safe Operation ^{ES} 145
4077	Abrasive Blasting ^{ES} 145
3158	Conveyor Safety in the Workplace ^{ES} 145
4614	Band Saw Operation and Safety 146
4436	Wheel Loader: Walk Around and Introduction 146
4419	Dozer Safety: Bark and Chip Pile Management..... 146
4407	Crawler Excavator: Maintenance and Transport..... 146
4406	Crawler Excavator: Safe Operating Techniques 146
4405	Crawler Excavator: Pre-Start Inspection..... 146
4395	Aerial Lifts in Industrial and Construction Environments ^{ES} 147
4751	Skid Steer Safety..... 147
4411	Skid Steer: Pre-Operation Inspection 147
4093	Skid Steer: Safe Operating Techniques ^{ES} 147
4409	Backhoe Loader: Safe Operating Techniques 147
4408	Backhoe Loader: Pre-Start Inspection..... 148
4401	Backhoe Loader: Maintenance and Transport 148
4092	Pipelayr Tractors: Inspection and Operation Techniques 148
3258	Backhoe and Loader Safety 148
3543	Pre-Shift Walk Around Inspection: Backhoes 148
4097	Wheel Loader: Safe Operating Techniques 148
4096	Tips From the Pros: Crawler Excavator 149
4095	Tips From the Pros: Crawler Dozer 149
4094	Tips From the Pros: Backhoe Loader 149
4091	Dump Truck: Operation and Safety 143
4033	Telehandlers: Safe Operation ^{ES} 149
4018	Tips from the Pros: Wheel Loader 149
3981	Hand and Power Tool Safety in Construction Environments ^{ES} 150
3513	Dump Truck Safety..... 150
4204	Reach Truck Safety ^{ES} 150
3863	Bucket Truck Safety 150
3963	Operating Order Selectors Safely (Concise)..... 150
3962	Operating Reach Trucks Safely (Concise) ^{ES} 150
3663	Operating Reach Trucks Safely ^{ES} 151
3661	Operating Electric Pallet Jacks Safely (Concise) ^{ES} 151
3440	Operating Order Selectors Safely ^{ES} 151
3380	Operating Electric Pallet Jacks Safely ^{ES} 151
3347	Order Picker Safety..... 151
4988	Ski Area: Safe Operation of Snowmobiles..... 151
4940	Snowplow Safety..... 152
4356	Tractor Safety — Agriculture..... 152
4019	Tips from the Pros: Snow Removal Techniques..... 152
4427	Motor Grader: Snow Plowing..... 152
4428	Motor Grader: Operating Tips 152
4429	Motor Grader: New Construction 152
4430	Motor Grader: Road Maintenance 153
4983	Tractor Safety 153







^{ES} Also available in Spanish.

Table of Contents *(continued)*




Equipment Specific Videos *(continued)*


4982	Tractor Hand Signals	153
4839	Safe Operation and Use of All-Terrain Vehicles (Concise)	153
3232	Safe Operation and Use of All-Terrain Vehicles	153
3458	Commercial Lawnmower Safety	153
4054	Baler Safety — Supermarket Series	154
4412	Safe Conveyor Operation	154
4438	Haul Truck: Pre-Start Inspection	154
4441	Powered Haulage: Night Operations	154
4447	Haul Unit and Log Trailer Safety	154
4443	Electric Drive Haul Truck Safety	154
4440	Log Yard Knuckle Boom Loader Safety	154
4439	Log Yard: Grapple Front End Loader Safety	155
4420	Conveyor Maintenance Safety	155
3874	Pre-Trip Inspection: Solid Waste Training	155
1435	Knife Safety in the Workplace 	155
1587	Knife Safety in the Workplace (Concise) 	155
4785	Utility Knife Safety 	155

Ergonomics

4824	To the Point About: Ergonomics 	156
4731	Understanding and Controlling Ergonomic Risk Factors 	156
4732	Understanding and Controlling Ergonomic Risk Factors (Concise) 	156
1120	Ergonomics Employee Training 	156
1529	Ergonomics Employee Training (Concise) 	157
4933	Industrial Ergonomics	157
3177	Computer Workstation Safety	157
4105	Making It Fit: Improving Our Office Comfort	157
4106	Ergonomics for the Mobile Worker	157
4076	Ergonomics: Adjusting Your Workstation and Postures	157
3188	Office Ergonomics 	158
4753	Office Ergonomics: You Can Learn A Lot from A Kid	158
3412	Laboratory Ergonomics	158



































Eye Safety


4828	To the Point About: Preventing Eye Injuries 	159
4210	Protecting Our Sight 	159
4211	Protecting Our Sight (Concise) 	159
1401	High-Impact Eye Safety 	159
1465	High-Impact Eye Safety (Non-Graphic)	160
4072	High-Impact Eye Safety (Concise) 	160
3006	Eye Safety	160
3383	Eye Safety (Concise)	160



















 This program is a microlearning. A microlearning is typically 1-2 minutes in length and quickly conveys information about a specific topic or subset of a larger topic.

3599	Don't Be a Dummy About Eye Safety 	160
3253	That's Why You Wear Eye Protection 	160
1604	That's Why You Wear Eye Protection (Concise) 	161
1521	Eye Injury Prevention (Concise) 	161
5015	Safety Showers and Eye Washes in the Laboratory	161









Fall Protection / Prevention


5284	Cal/OSHA Preventing Slips, Trips, and Falls 	162
5250	Fall Hazards in Construction  	162
5189	Personal Fall Arrest Systems 	162
5190	Personal Fall Arrest Systems Overview 	162
5191	The Full Body Harness 	163
5192	The Connecting Device 	163
5193	The Anchor Point 	163
5194	Inspection of the Harness and Connecting Device 	163
5195	The Total Fall Distance Calculation 	164
5196	The Rescue Plan 	164
4825	To the Point About: Personal Fall Arrest Systems 	164
4241	Surviving The Fall: The Proper Use of Your Personal Fall Arrest System 	164
4242	Surviving The Fall: The Proper Use of Your Personal Fall Arrest System (Concise) 	164
1563	The ABCs of Your Personal Fall Arrest System (Concise) 	165
1701	High-Impact Fall Prevention 	165
3890	High-Impact Fall Prevention (Concise)	165
3096	Fall Protection 	165
4779	Construction Fall Protection We All Win 	165
5199	Fall Hazards: One of Construction's Fatal Four 	165
5074	Slips, Trips and Falls in Construction Environments 	166
4786	Walking and Working Surfaces in Construction Environments 	166
4310	Roof Top Safety	166
4901	You Don't Have to Fall From a Great Height to Be Hurt 	166
4311	Tower Safety and Rescue	166
5171	Understanding and Preventing Slips, Trips, and Falls 	167
5172	Understanding and Preventing Slips, Trips and Falls Overview 	167
5173	Factors in Maintaining Balance and Stability 	167
5174	Selecting Proper Footwear 	167
5175	Understanding and Preventing Slips 	167
5176	Understanding and Preventing Trips  	168
5177	Unsafe Acts That Contribute to Falls 	168
5178	Safe Work Practices to Prevent Falls 	168
5058	OSHA 10 Hour Training For General Industry: Walking and Working Surfaces	168
4877	Walking and Working Surfaces Comprehensive Training 	168
4878	Walking and Working Surfaces Comprehensive Training (Concise)  	169















 Also available in Spanish.

4816	To the Point About: Preventing Slips, Trips, and Falls 	169
4981	To the Point About: Personal Fall Arrest Systems — Canada	169
4212	Fall Factors: Understanding and Preventing Slips, Trips, and Falls 	169
4213	Fall Factors: Understanding and Preventing Slips, Trips and Falls (Concise) 	170
3265	Small Falls Are a Big Deal 	170
3837	Small Falls Are a Big Deal (Concise) 	170
3004	Slips and Falls	170
3838	Slips and Falls (Concise)	170
4279	I Can't Get No Traction	171
5052	Slips, Trips, and Falls 	171
4787	Walking and Working Surfaces 	171
4504	Fall Prevention	171
4885	Slips, Trips and Falls in Healthcare 	171
3236	Preventing Slips, Trips, and Falls — Health Care Version	172
5078	Hospitality OSHA 7: Slips, Trips and Falls 	172
4070	Restaurants: Preventing Slips and Falls 	172
3453	Preventing Slips, Trips, and Falls — Restaurant Version	172
3452	Preventing Slips, Trips, and Falls — Hospitality Version	172
3421	Preventing Slips, Trips, and Falls — General Industry Version	172
3297	Preventing Slips, Trips and Falls — Hotel Version	173
4050	Preventing Slips, Trips, and Falls — Supermarket Series	173
4758	Slips, Trips, and Falls for Employees — Property Management Version 	173
4759	Slips, Trips, and Falls for Residents — Property Management Version 	173
4913	Walking Safely in Icy Conditions 	173
4914	Walking Safely in Icy Conditions (Concise) 	173
4990	Ski Area: Slips and Falls	174
4371	Winter Walking: Staying On Your Feet 	174
4746	Grain Elevator: Fixed Ladder, Stairs, and Catwalks 	174
3147	Safely on Your Feet 	174
3848	Safely on Your Feet (Concise) 	174

Fire Safety

4819	To the Point About: The Proper Use of a Fire Extinguisher 	175
1110	To the Point About: The Proper Use of a Fire Extinguisher — Canada	175
4812	To the Point About: Fire Prevention and Response 	175
4218	Fire Extinguisher Basic Training 	175
4221	Fire Extinguisher Basic Training (Concise) 	175
3578	Using Fire Extinguishers 	175
3585	Fire Extinguisher Ready to Respond 	176
5059	OSHA 10 Hour Training for General Industry: Emergency Response and Fire Prevention	176
5140	HAZWOPER: Fire Prevention 	176
5207	Cal/OSHA Fire Prevention & Response	176
5206	Cal/OSHA Fire Extinguishers	177
4040	Fire Safety for Industrial Workers 	177

 This program is a microlearning. A microlearning is typically 1-2 minutes in length and quickly conveys information about a specific topic or subset of a larger topic.

4039	Fire Safety for Industrial Workers (Concise) 	177
5041	Industrial Fire Prevention 	177
4505	Fire Safety	177
4035	Fire Safety for Office Workers 	178
3205	Fire Prevention in the Office 	178
4041	Fire Safety for Office Workers (Concise) 	178
3149	Fire Extinguishers: How and When to Use Them 	178
1544	Fire Extinguishers: How and When to Use Them (Concise) 	178
4289	Combustible Dust Awareness 	179
4305	Combustible Dust Awareness — Canada	179
4917	Fire Prevention in Healthcare Facilities	179
3055	Flammables and Explosives in the Laboratory	179
4664	Commercial Kitchen Fire Prevention	179
4755	Fire Prevention — Property Management 	180
5083	Hospitality OSHA 7: Fire Extinguisher Training 	180
3460	Bonding and Grounding Flammable Liquids 	180
3296	Flammable Liquid Safety	180
4879	Hot Work Safety and the Permitting Process 	180
4603	Preventing Fires During Hot Work Operations (Concise) 	181
4558	Preventing Fires During Hot Work Operations 	181




















First Aid

4480	Basic First Aid: First Responders	182
3832	First Aid: Until Help Arrives 	182
3934	First Aid: Until Help Arrives (Concise) 	182
5095	First Aid 	182
3931	First Aid in Construction Environments	182
4227	CPR AED Awareness Training 	183
3372	Killer Bees, Wasps, and Spiders	183
4876	Tick Bite Prevention and Response 	183

Foot Protection

3147	Safely on Your Feet 	184
3848	Safely on Your Feet (Concise) 	184

Forklift Safety

5286	Cal/OSHA Forklift Operator Training 	185
5269	Loading Dock and Trailer Safety  	185
5268	Other Safety Considerations  	185
5267	Pedestrian Safety  	185
5266	Lifting and Placing Palletized Loads  	185
5265	The Operational Inspection  	186
5264	The Pre-Operational Inspection  	186
5263	Handling and Stability Characteristics   	186
5262	Training Requirements  	186
5261	Safe Use and Operation of Forklifts — Overview  	186































 Also available in Spanish.




Table of Contents *(continued)*

Forklift Safety *(continued)*






















5260	Safe Use and Operation of Forklifts 	187
1801	Forklift Operator Certification Series: Lesson One 	187
1802	Forklift Operator Certification Series: Lesson Two 	187
1803	Forklift Operator Certification Series: Lesson Three 	187
1804	Forklift Operator Certification Series: Lesson Four 	188
4817	To the Point About: Safe Forklift Operation 	188
1109	To the Point About: Safe Forklift Operation – Canada.....	188
4287	Forklift Safety Lessons for the Safe Operator 	188
4288	Forklift Safety Lessons for the Safe Operator (Concise).....	189
4285	Forklift Safety Lessons for the Safe Pedestrian 	189
4286	Forklift Safety Lessons for the Safe Pedestrian (Concise) 	189
4206	Forklift Operator Training 	189
1416	Forklift Operator Training (Concise) 	190
3996	Forklift Safety: The Experienced Operator.....	190
3858	Handle With Care: Forklift Safety Training 	190
3894	High-Impact Forklift Safety 	190
1812	High-Impact Forklift Operator Training 	190
3672	High-Impact Forklift Operator Training (Concise) 	191
3671	High-Impact Forklift Safety (Concise).....	191
3225	More High-Impact Forklift Safety.....	191
3339	More High-Impact Forklift Safety (Concise) 	191
3561	More High-Impact Forklift Safety (Non-Graphic) 	191
3562	More High-Impact Forklift Safety (Concise Non-Graphic) 	192
3226	Operating Forklifts Safely 	192
3529	Operating Forklifts Safely (Concise) 	192
3209	Walkie Stacker Safety 	192
1125	Don't Be a Dummy About Forklift Safety 	192
1547	Don't Be a Dummy About Forklift Safety (Concise) 	193
3963	Operating Order Selectors Safely (Concise).....	193
3962	Operating Reach Trucks Safely (Concise) 	193
3663	Operating Reach Trucks Safely 	193
3661	Operating Electric Pallet Jacks Safely (Concise) 	193
3440	Operating Order Selectors Safely 	193
3380	Operating Electric Pallet Jacks Safely 	194
3347	Order Picker Safety.....	194
3454	Safety of People and Equipment in Warehouse.....	194
3345	Loading and Unloading Trailers.....	194
4426	Roll Stock: Handling, Damage Prevention and Safety.....	194
4424	Sliding Boom (Telescopic) Forklift Operating Techniques.....	194
4423	Large Capacity Forklift Operation: Indoor.....	195

4422	Large Capacity Forklift: Inspection and Maintenance.....	195
4425	Large Capacity Forklift Operation: Lumber Yard.....	195
4754	Battery Charging Safety.....	195
4204	Reach Truck Safety 	195

Grain Elevator

4745	Grain Elevator Safety 	196
4746	Grain Elevator: Fixed Ladder, Stairs, and Catwalks 	196
4747	Grain Elevator: Working Safely Around Rail Cars 	196

Hand Safety

5162	Preventing Hand, Wrist, and Finger Injuries.....	197
5163	Preventing Hand, Wrist, and Finger Injuries: Overview 	197
5164	Maintaining Awareness Prevents Hand Injuries 	197
5165	Types of Protective Gloves 	197
5166	Proper Fit, Inspection, and Maintenance of Gloves 	198
5167	Nip Points and Pinch Points 	198
5168	Preventing Entanglement Injuries 	198
5169	Using Tools Safely  	198
5170	Preventing Ergonomic Disorders 	198
4020	Lessons Learned from Hand Injuries 	199
4021	Lessons Learned from Hand Injuries (Non-Graphic) 	199
4022	Lessons Learned from Hand Injuries (Concise) 	199
4023	Lessons Learned from Hand Injuries (Concise Non-Graphic) 	199
3005	Hand Safety.....	199
3849	Hand Safety (Concise).....	200
1466	High-Impact Hand Safety (Non-Graphic) 	200
3675	High-Impact Hand Safety (Concise) 	200
4781	Preventing Hand Injuries 	200
3966	Hand Injury Prevention: You Control It 	200
3123	Every Time I Look At My Hand.....	200
1435	Knife Safety in the Workplace 	201
1587	Knife Safety in the Workplace (Concise) 	201
4785	Utility Knife Safety 	201
3227	Boxcutter/Utility Knife Safety 	201
3961	Hand, Wrist, and Finger Safety in Construction Environments.....	201
4053	Box Cutter Safety – Supermarket Series.....	202

Harassment











5244	The Many Faces of Harassment and Discrimination.....	203
5243	Harassment Exposed.....	203
5219	Harassment Prevention.....	203
5239	Humor, Sarcasm, and Conflicts.....	203






















This program is a microlearning. A microlearning is typically 1-2 minutes in length and quickly conveys information about a specific topic or subset of a larger topic.



Also available in Spanish.

4082	Preventing Harassment: Creating a Positive Workplace in Office Settings 	204
4083	Preventing Harassment: Creating a Positive Workplace in Office Settings (Concise) 	204
4080	Preventing Harassment: Creating a Positive Workplace in Industrial Settings 	204
4081	Preventing Harassment: Creating a Positive Workplace in Industrial Settings (Concise) 	204
3906	Workplace Harassment in Industrial Facilities 	205
3476	Handling A Sexual Harassment Investigation 	205
3328	Preventing Sexual Harassment 	205
3462	Preventing Sexual Harassment for Managers and Supervisors 	206
5232	Bullying in the Workplace.....	206
4822	Bullying and Other Disruptive Behavior for Managers 	206
4821	Bullying and Other Disruptive Behavior for Employees 	206

Hazard Communications









5285	Cal/OSHA Hazard Communication 	207
5179	Hazard Communications 	207
5180	Hazard Communication Overview 	207
5181	The Written Hazard Communication Plan 	207
5182	The Global Harmonizing System 	208
5183	Types of Chemical Hazards 	208
5184	Information Found on Container Labels 	208
5185	Hazard and Precautionary Statements 	208
5186	Pictograms That Represent Physical Hazards 	209
5187	Pictograms That Represent Health Hazards 	209
5188	Safety Data Sheets 	209
4796	What's Wrong With This Picture? Hazard Communication and GHS.....	209
5062	OSHA 10 Hour Training For General Industry: Hazard Communication.....	210
5023	To the Point About: The Hazard Communication Program and GHS 	210
5020	Hazard Communication, the GHS, and You (Concise) 	210
5019	Hazard Communication, the GHS and You.....	210
4216	HazCom and the Global Harmonizing System Employee Training 	211
4217	HazCom and the Global Harmonizing System Employee Training (Concise) 	211
4253	GHS Labels and Safety Data Sheets 	211
4934	GHS Overview Refresher – For Employees.....	211
4935	GHS Overview Refresher – For Supervisors.....	211
4936	GHS Labels Refresher – For Employees.....	212
4937	GHS Labels Refresher – For Supervisors.....	212
4938	GHS SDS Refresher – For Employees.....	212
4939	GHS SDS Refresher – For Supervisors.....	212
4999	Hazardous Materials Labels.....	212
5082	Hospitality OSHA 7: GHS – Hazard Communications 	213
4316	GHS-HazCom for Cleaning and Maintenance Operations 	213
4315	GHS-HazCom for Auto Service Facilities.....	213
4314	GHS-HazCom for Construction Environments 	213


























This program is a microlearning. A microlearning is typically 1-2 minutes in length and quickly conveys information about a specific topic or subset of a larger topic.

4313	GHS-HazCom for Healthcare Facilities 	214
4251	GHS Safety Data Sheets in Construction Environments 	214
4249	GHS Container Labeling in Construction Environments.....	214
4250	GHS Safety Data Sheets in Laboratory Environments.....	214
5135	HAZWOPER: Safety Data Sheets in HAZWOPER Environments 	214
5129	HAZWOPER: HAZMAT Labeling 	215
3395	Dealing With Hazardous Spills 	215
1512	WHMIS and the GHS Employee Training – Canada.....	215
1103	To the Point About: The WHIMS Program and GHS – Canada.....	215

Hazard Recognition

4831	Hazard Recognition 	216
4369	Job Safety Analysis: Safety Awareness and You 	216
4370	Job Safety Analysis: Safety Awareness and You (Concise) 	216
4764	Job Safety Analysis – Hospitality Version 	216
4793	Safety Audits 	217
3307	The Line of Fire 	217
3341	The Line of Fire (Concise) 	217
3843	The Line of Fire (Non-Graphic) 	217
3587	Nursing Version: What's Wrong With This Picture.....	218

HAZWOPER










5145	HAZWOPER: Decontamination Procedures 	219
5144	HAZWOPER: Heat Stress 	219
5143	HAZWOPER: Electrical Safety in HAZMAT Environments 	219
5142	HAZWOPER: Safety Orientation 	220
5141	HAZWOPER: Dealing with the Media in Emergency Situations 	220
5140	HAZWOPER: Fire Prevention 	220
5139	HAZWOPER: Respiratory Protection and Safety 	220
5138	HAZWOPER: Work Practices and Engineering Controls 	221
5137	HAZWOPER: Handling Hazardous Materials 	221
5136	HAZWOPER: Understanding Chemical Hazards 	221
5135	HAZWOPER: Safety Data Sheets in HAZWOPER Environments 	221
5134	HAZWOPER: Accidental Release Measures and Spill Cleanup Procedures 	222
5133	HAZWOPER: Monitoring Procedures and Equipment 	222
5132	HAZWOPER: Medical Surveillance Programs 	222
5131	HAZWOPER: Personal Protective Equipment 	222
5130	HAZWOPER: Confined Space Entry 	223
5129	HAZWOPER: HAZMAT Labeling 	223
5128	HAZWOPER: The Site Safety and Health Plan 	223
5127	HAZWOPER: The Emergency Response Plan 	223
5126	HAZWOPER: Understanding HAZWOPER 	224
5125	HAZWOPER: Exposure Monitoring and Medical Surveillance 	224
5124	HAZWOPER: PPE and Decontamination Procedures 	224
5123	HAZWOPER: Introduction to HAZWOPER Retraining 	225








Also available in Spanish.


Table of Contents *(continued)*


HAZWOPER *(continued)*


4804	HAZWOPER: Site Safety and Health Plan 	225
4803	HAZWOPER: Respiratory Protection 	225
4802	HAZWOPER: Orientation 	225
4801	HAZWOPER: On-Site Safety Considerations 	225
4800	HAZWOPER: Medical Surveillance Program 	226
4799	HAZWOPER: Identifying Hazardous Materials 	226
4798	HAZWOPER: Chemical Protective Clothing 	226
3395	Dealing With Hazardous Spills 	226
3883	HAZWOPER: Donning/Doffing/Decontamination 	226

Healthcare Training


4833	HIPAA Rules and Compliance 	227
3549	HIPAA Compliance	227
4917	Fire Prevention in Healthcare Facilities	227
4505	Fire Safety	227
4887	Workplace Violence in Healthcare Facilities 	227
4886	Workplace Violence in Healthcare 	228
4885	Slips, Trips and Falls in Healthcare 	228
3236	Preventing Slips, Trips, and Falls — Health Care Version	228
4504	Fall Prevention	228
3548	Elements of Back Care: Healthcare Version	228
3568	Needlestick Prevention	228
3569	Universal Precautions	229
3587	Nursing Version: What's Wrong With This Picture	229
3589	Sanitation and Disinfection	229
3616	Back Safety for Health Care Providers	229
3620	Safety Orientation: Nursing	229
3821	BBP in Healthcare Facilities 	229
4270	Hand Washing: Get the Picture	230
4271	Back Talk	230
4272	Bloodborne Pathogens: Behind The Scenes	230
4273	Age Related Care: Competency	230
4274	Age Related Care: The Second Half of Life	230
4275	Pain Management: A Pathway to Care	230
4276	Infection Control: Get Serious	230
4290	Elder Care: Preventing Malnutrition	231
4291	Elder Care: Preventing Adverse Medication Reaction	231
4292	Elder Care: Preventing Foodborne Illness	231
4293	Elder Care: Preventing Elder Abuse	231
4294	Elder Care: Preventing Problem Use of Alcohol	231
4295	Elder Care: Preventing Falls	231
4296	Elder Care: Preventing Choking and Aspiration	232
4297	Elder Care: Preventing Suicide and Depression	232






 This program is a microlearning. A microlearning is typically 1-2 minutes in length and quickly conveys information about a specific topic or subset of a larger topic.

4298	Elder Care: Preventing Burns and Scalds	232
4299	Elder Care: Preventing Hypothermia, Hyperthermia and Drowning	232
4300	The Energy Connection: Working as a Team	232
4301	The Energy Connection: Managing Stress and Avoiding Burnout	232
4302	More Than Words	233
4303	Elder Abuse: Five Case Studies	233
4313	GHS-HazCom for Healthcare Facilities 	233
4454	Recognizing Child Abuse: Physical Abuse	233
4455	Recognizing Child Abuse: Neglect and Emotional Abuse	233
4456	Recognizing Child Abuse: Sexual Abuse	234
4457	Age-Specific Care: Neonates and Infants	234
4458	Age-Specific Care: Toddlers through Teens	234
4459	Age-Specific Care: Adults	234
4460	Beginning Pediatric Nursing: Neonates, Infants and Toddlers	234
4461	Beginning Pediatric Nursing: Preschoolers	235
4462	Beginning Pediatric Nursing: School-age Children	235
4463	Beginning Pediatric Nursing: Adolescents	235
4464	Ethical Issues in Nursing: Introduction, Concepts, Values and Decisions	235
4465	Ethical Issues in Nursing: Respect, Dignity, Autonomy and Relationships	235
4466	Ethical Issues in Nursing: Commitment	236
4467	Ethical Issues in Nursing: Protection, Privacy, Safety and Standards	236
4468	Anxiety Disorders: Panic Disorder and Agoraphobia	236
4469	Anxiety Disorders: Specific and Social Phobias	236
4470	Anxiety Disorders: Obsessive-Compulsive Disorder	237
4471	Anxiety Disorders: Acute and Post-Traumatic Stress Disorder	237
4472	Anxiety Disorders: Generalized Anxiety Disorder	237
4473	Alzheimer's — Is It Delirium or Dementia	237
4474	Advanced Directives	238
4478	Alzheimer's Disease Level 1 ALF	238
4479	Assisting the Resident with Meals LTC	238
4480	Basic First Aid: First Responders	238
4481	Basic Head-to-Toe Assessment with Geriatric Focus	238
4482	Billing Services and Organizational Skills	238
4483	Bio-Terrorism	238
4484	Bloodborne Pathogens HIV-AIDS-OSHA	239
4485	Bowel and Bladder Re-Training LTC	239
4486	Bringing Families Together for Our Client's Sake	239
4487	Building Bridges: How To Nurture Relationships	239
4488	Caring For The Cognitively Impaired Client	239
4489	Client's Rights in Home Health	239
4490	Communicating Your Value To Develop Long-Term Clients	239
4492	Communication With Impaired Clients	240
4493	Competent Care In a Culturally Diverse Nation	240
4494	Comprehensive Care Plan Development	240

 Also available in Spanish.

4495	Current Trends In Pain Management	240
4496	Developing and Monitoring an Effective Care Team	240
4497	Developing Client Relationships and Assessment Skills	240
4498	Diabetes: A Comprehensive Update	241
4499	Documentation and Legal Aspects	241
4500	Domestic Violence and Elder Abuse	241
4501	Emotional Needs of Residents	241
4502	End of life	241
4503	Exceptional Customer Service Skills: Managing Expectations	233
4507	Geriatric Care Manager As A Resource Expert	234
4508	Hand, Foot and Nail Care	241
4509	Hepatitis C	242
4510	How To Get Along With Others	242
4511	Improving Communication With Visually and Hearing Impaired	242
4512	Improving Your Observation and Documentation Skills	242
4513	Improving Your Rehabilitative Nursing Skills	242
4514	Infection Control in the Home Settings	242
4515	Infection Control in the Long Term Care Facility	242
4516	Infection Control — Shaping Client Outcomes	243
4518	Legal Issues: Confidentiality, Liability and Ethics	243
4520	Making Every Minute Count	243
4521	Mouth Care of the Resident	243
4522	New HIPAA Rules: A Briefing on HIPAA Rule Changes	243
4523	No Place Like Home: Management of the Client's Home	243
4524	Nutrition for the Older Adult	243
4525	OBI: Through the Use of Clinical Pathways	244
4527	Oral Assessment and Dental Diseases in the Elderly	244
4529	Overview of HIPAA: Privacy and Security Rules	244
4530	Prevention of Medical Errors	244
4531	Prevention of Pressure Ulcers	244
4533	Proper Transfer Techniques for the Healthcare Professional	244
4534	Residents Rights in Long-Term Care	244
4535	Respiratory Care: Assessing the Adult Respiratory System	245
4536	Restraint-Free Environments in the LTC Setting	245
4537	Risk Management for the Geriatric Care Manager	245
4540	Self Care: Improving Your Resident's Self-Esteem	245
4541	Self-Administration of Medication ALF	245
4542	Self-Administration of Medication HHA	245
4544	Successfully Relocating Clients	245
4545	Taking Care: Professional Appearance and Behavior	246
4546	The Auditors Are Coming: Preparing For an OCR HIPAA Audit	246
4547	The Case For HIPAA Risk Assessment	246
4548	The Facts about Advanced Directives	246
4550	Tuberculosis	246
4551	Understanding the Use of Adaptive Devices for ADL	246
4552	What Is a Geriatric Care Manager?	247
4555	What You Should Know About Fluid and Hydration Status	247

 This program is a microlearning. A microlearning is typically 1-2 minutes in length and quickly conveys information about a specific topic or subset of a larger topic.

4556	Working With Specialty Populations to Increase Business	247
4557	Wound Management and Staging Pressure Areas	247
4832	Tuberculosis in the Healthcare Environment 	247
4881	Abuse and Neglect in Healthcare 	247
4882	Animal Control in Healthcare 	248
4883	Body Mechanics in Healthcare 	248
4884	Choices Driving Safely in Healthcare 	248
4942	Alzheimer's Disease and Related Disorders	248
4943	Assisting The Resident With Self-Administration of Medications ALF	248
4944	Breathing Better With COPD	249
4945	Cardiovascular Care for Assistants	249
4946	Cardiovascular Nursing	249
4947	Central Venous Catheters	249
4948	Choosing and Planning Meals for the Person With Diabetes	249
4949	Cultural Diversity in Health Care: East Meets West	249
4950	Cultural Diversity: Orientation for Asian Cultures	249
4951	Day-to-Day Management With COPD	250
4952	Dependent Adult Abuse	250
4953	Depression	250
4954	Diabetes: What To Do When You Are Sick	250
4955	Disaster Preparedness in Home Health	250
4956	Emergency Care In The Home — Risk Management	250
4957	End of Life: East Meets West	250
4958	Geriatrics	251
4959	Legal Issues: East Meets West	251
4960	Prevention of Medical Errors: East Meets West	251
4961	Professional Career Tools: A Survival Guide	251
4962	Promoting Mobility in Healthcare: Transfer Techniques	251
4963	Recognizing Impairment in the Workplace	251
4964	Rehabilitation Skills for Assistants and Caregivers	251
4965	Risk Management for the Health Care Assistant and For The Client	252
4966	SARS Update	252
4967	The Breath of Life: Living With COPD	252
4968	The Confused Client	252
4969	The Stroke Patient: Shaping Client Outcomes	252
4970	Understanding Differences in Eastern and Western Nursing	252
4971	What Is COPD?	252

Hearing Protection

5277	Audiometric Testing and Monitoring  	253
5276	Proper Use and Care of Earmuffs  	253
5275	Proper Use and Care of Ear Plugs  	253
5274	Selection of Personal Protective Equipment  	253
5273	Permissible Exposure Limits  	253
5272	How Noise Can Damage Our Hearing  	254
5271	Hearing Conservation — Overview  	254
5270	Hearing Conservation 	254


















 Also available in Spanish.

Table of Contents *(continued)*














Hearing Protection *(continued)*

4815	To the Point About: Preventing Hearing Loss 	254
4670	Hearing Conservation and You 	254
4671	Hearing Conservation and You (Concise) 	255
5208	Cal/OSHA Preventing Hearing Loss	255
3882	Hearing Conservation Training for Employees 	255
3968	Hearing Conservation Training for Employees (Concise) 	255
3633	Hearing Loss Prevention Employee Training (Concise)	255
3528	MSHA Hearing Conservation Employee Training 	256
3196	Hearing Conservation and Safety 	256
1577	MSHA Hearing Conservation Employee Training (Concise) 	256
1104	To the Point About: Preventing Hearing Loss — Canada	256
4061	Hearing Conservation: Are You Listening, Jim? 	257
3586	What...?! Protect Your Hearing	257

Heat Stress















4978	Heat Stress: Working Safely in the Heat 	258
5039	Heat Stress: Working Safely in the Heat (Concise) 	258
4074	Understanding and Preventing Heat-Related Illnesses 	258
4075	Understanding and Preventing Heat-Related Illnesses (Concise) 	259
3163	Working Safely in Hot Environments 	259
3275	Working Safely in Hot Environments (Concise) 	259
4350	Heat Stress — Agriculture	259
5144	HAZWOPER: Heat Stress 	259

High-Impact

4607	High-Impact Power Tool Safety (Concise)	260
4226	More High-Impact Lockout/Tagout Safety Training (Concise) 	260
4225	More High-Impact Lockout/Tagout Safety Training (Non-Graphic) 	260
4072	High-Impact Eye Safety (Concise) 	260
3894	High-Impact Forklift Safety 	261
3890	High-Impact Fall Prevention (Concise)	261
3819	More High-Impact PPE (Concise) 	261
3675	High-Impact Hand Safety (Concise) 	261
3672	High-Impact Forklift Operator Training (Concise) 	261
3671	High-Impact Forklift Safety (Concise)	261
3577	High-Impact PPE (Concise)	262
3562	More High-Impact Forklift Safety (Concise Non-Graphic) 	262
3561	More High-Impact Forklift Safety (Non-Graphic) 	262
3438	More High-Impact PPE (Non-Graphic) 	262
3437	More High-Impact PPE 	262
3414	High-Impact Workplace Safety 	263
3381	High-Impact Welding Safety (Concise) 	263

3339	More High-Impact Forklift Safety (Concise) 	263
3305	High-Impact Power Tool Safety	263
3225	More High-Impact Forklift Safety	263
3036	High-Impact Metal Working Safety 	263
2801	High-Impact Crane Safety 	264
2433	High-Impact Metal Working Safety (Non-Graphic)	264
1826	High-Impact PPE 	264
1823	Will You Be Here Tomorrow?	264
1812	High-Impact Forklift Operator Training 	264
1811	High-Impact Crane Safety (Non-Graphic)	265
1721	High-Impact Welding Safety 	265
1701	High-Impact Fall Prevention 	265
1647	More High-Impact PPE (Concise Non-Graphic) 	265
1542	High-Impact Workplace Safety (Concise) 	265
1524	High-Impact Safety Awareness 	265
1485	High-Impact Crane Safety (Concise) 	266
1466	High-Impact Hand Safety (Non-Graphic) 	266
1465	High-Impact Eye Safety (Non-Graphic)	266
1432	High-Impact Lockout/Tagout (Non-Graphic)	266
1409	High-Impact Lockout/Tagout (Concise) 	266
1408	High-Impact Metal Working Safety (Concise) 	266
1406	High-Impact Maintenance Safety (Concise) 	267
1401	High-Impact Eye Safety 	267

Hospitality











5083	Hospitality OSHA 7: Fire Extinguisher Training 	268
5082	Hospitality OSHA 7: GHS — Hazard Communications 	268
5081	Hospitality OSHA 7: Personal Protective Equipment 	268
5080	Hospitality OSHA 7: Lockout Tagout 	268
5079	Hospitality OSHA 7: Bloodborne Pathogens Training 	269
5078	Hospitality OSHA 7: Slips, Trips and Falls 	269
5077	Hospitality OSHA 7: Back Injury Prevention 	269
5076	Hospitality: Safety Orientation 	269
4985	Hotel Security Not on My Shift	269
4984	Customer Service in Hospitality	270
4977	Housekeeping MIPP: Room Attendant Safe Practices	270
4768	Natural Dealing Techniques — Casino	270
4766	Security Awareness — Hospitality Version 	270
4765	Safe Work Practices — Hospitality Version 	270
4764	Job Safety Analysis — Hospitality Version 	270
4761	Choices II: Reducing Unsafe Acts — Hospitality Version 	271
4756	PPE — Property Management 	271
4744	Carbon Monoxide: The Facts — Hospitality Version 	271
4664	Restaurant Series: Sanitation and Personal Hygiene	271






This program is a microlearning. A microlearning is typically 1-2 minutes in length and quickly conveys information about a specific topic or subset of a larger topic.



Also available in Spanish.

4620	Manager on Duty — Hospitality Version 	271
4619	Breakthrough Safety Leadership — Hospitality Version	271
4617	Commercial Kitchen Fire Prevention	272
4606	Workplace Violence: Facts and Prevention — Hospitality Version 	272
4410	Kitchen Knife Safety 	272
4387	Clean and Safe: Restrooms	272
4386	Clean and Safe: Making Beds	272
4365	Casino Safety Basics	272
4345	Security Begins at the Front Desk	273
4312	Active Shooter: Helping Prevent Tragedy — Hospitality Version	273
4258	Hotel Security Handling Modern Threats	273
4257	Human Trafficking for Hospitality	273
4247	Valet Safety 	273
4205	Choices: Reducing Unsafe Acts — Hospitality Version 	274
4078	Laundry Room Safety	274
4049	Hotel Security: The Basics	274
3967	Bed Bugs: Facts and Prevention	274
3855	Courtesy Shuttle Vehicle Safety 	274
3847	Housekeeping Safety — Hospitality	274
3715	The Aging Workforce: Management Training — Hospitality Version	275
3714	The Aging Workforce: Employee Training — Hospitality Version	275
3710	Pool Safety	275
3658	Restaurant Series: Bus Person Safety	275
3657	Restaurant Series: Dishwasher Safety	275
3655	Norovirus 	275
3514	Restaurant Series: Kitchen Safety 	276
3501	Restaurant Series: Back Injury Prevention 	276
3452	Preventing Slips, Trips, and Falls — Hospitality Version	276
3410	Bloodborne Pathogens Training for Hospitality 	276
3297	Preventing Slips, Trips and Falls — Hotel Version	276












Housekeeping

4888	To the Point About: Good Housekeeping 	277
4324	Good Housekeeping: Everyone's Responsibility 	277
4325	Good Housekeeping: Everyone's Responsibility (Concise)	277
5093	Safety Housekeeping and Accident Prevention 	277
4977	Housekeeping MIPP: Room Attendant Safe Practices	278
3847	Housekeeping Safety — Hospitality	278
3685	Housekeeping	278
3105	Housekeeping and Accident Prevention 	278



This program is a microlearning. A microlearning is typically 1-2 minutes in length and quickly conveys information about a specific topic or subset of a larger topic.

Human Resources

5244	The Many Faces of Harassment and Discrimination	279
5243	Harassment Exposed	279
5219	Harassment Prevention	279
4083	Preventing Harassment: Creating a Positive Workplace in Office Settings (Concise) 	279
4082	Preventing Harassment: Creating a Positive Workplace in Office Settings 	280
4081	Preventing Harassment: Creating a Positive Workplace in Industrial Settings (Concise) 	280
4080	Preventing Harassment: Creating a Positive Workplace in Industrial Settings 	280
3476	Handling A Sexual Harassment Investigation 	281
3462	Preventing Sexual Harassment for Managers and Supervisors 	281
3328	Preventing Sexual Harassment 	281
3906	Workplace Harassment in Industrial Facilities 	282
5232	Bullying in the Workplace	282
5239	Humor, Sarcasm, and Conflicts	282
5222	Vengeful Games at Work	282
4822	Bullying and Other Disruptive Behavior for Managers 	283
4821	Bullying and Other Disruptive Behavior for Employees 	283
5242	The Endless Cycle of Substance Abuse	283
5237	Discipline in the Workplace	283
5236	Cybersecurity	283
5235	Confident or Arrogant	284
5234	Communicating Effectively	284
5233	Cell Phones: Manners Versus Rudeness	284
5223	A Workplace Free of Negativity	284
5241	Worry Management	284
5224	The Art of Common Sense and Critical Thinking: Tolerance, Diversity, and Stereotypes	284
5225	The Art of Common Sense and Critical Thinking	285
5226	The Art of Common Sense and Critical Thinking: The Workplace	285
5227	The Art of Common Sense and Critical Thinking: Mental and Physical Health	285
5228	The Art of Common Sense and Critical Thinking: In the Workplace	285
5229	The Art of Common Sense and Critical Thinking: Discerning Fact from Fiction	286
5220	The Truth About Deception in Business	286
4606	Workplace Violence: Facts and Prevention — Hospitality Version 	286
5240	Interviewing Job Candidates	286
4196	Hiring the Best	286
4176	Hiring Secrets	287
4175	Hire the Best	287
5238	First-Time Manager Tips	287
4194	How to Supervise People	287
4193	Feedback Skills for Supervisors	287
4192	Effective Teamwork	288



Also available in Spanish.

Table of Contents *(continued)*

Human Resources *(continued)*

4191	The New Supervisor Skills for Success.....	288
4187	The Keys to Effective Supervision	288
4186	How to Communicate with Employees.....	288
4185	Get Organized and Stay Organized	288
4184	Conquer the Chaos	289
4183	Do It Right the First Time.....	289
4182	Becoming A Coach	289
4181	Becoming A Leader.....	289
4180	How to Give and Receive Criticism	289
4179	Being Positive.....	290
4178	Achieving Peak Performance.....	290
4177	Motivating Employees During Change.....	290
4171	Conflict on the Job	290
4170	No Sweat	290
4169	Bottom-Up Innovation	291
4168	Am I Making Myself Clear	291
4167	The Cure for Toxic-Boss Syndrome.....	291
5230	Essential to the Team	291
4201	Communication Skills that Build Winning Relationships	291
4200	Writing for Business Results	292
4166	Sink or Swim Teamwork	292
4165	Professional Conduct 101.....	292
4164	Creating A Positive Workplace	292
4198	The Bear Essentials of Business.....	292
4197	Better Meeting Management	293
3766	Are You With Me?	284
5231	Excellence in Customer Service	293
5218	Customer Service Skills Required	293
5217	Customer Service How to Excel.....	293
5216	Customer Service Difficult Customers	294
5215	Customer Service Communication	294
4199	Use the Telephone the Right Way	294
4190	The Power of Customer Service	294
4174	Think Like the Customer	294
4173	Seven Things Never to Say to Your Customers.....	295
4172	Arrest that Stress	295
3359	Serving Customers with Disabilities.....	295
4606	Workplace Violence: Facts and Prevention – Hospitality Version ^{ES}	295
5240	Conflict Resolution in Industrial Facilities ^{ES}	295
3666	The Aging Workforce: Management Training – Hospitality Version	296
3715	The Aging Workforce: Employee Training – Hospitality Version	296

3714	The Aging Workforce: Employee Training.....	296
3712	The Aging Workforce: Management Training	296
4188	Communication Skills What Everyone Needs to Know	296
4189	The Basics of a Winning Presentation	296
4195	The Power of Attitude.....	297

Job Safety Analysis

4793	Safety Audits ^{ES}	298
4764	Job Safety Analysis – Hospitality Version ^{ES}	298
4370	Job Safety Analysis: Safety Awareness and You (Concise) ^{ES}	298
4369	Job Safety Analysis: Safety Awareness and You ^{ES}	298

Laboratory Safety

3053	Orientation to Lab Safety.....	299
3054	Planning for Lab Emergencies	299
3055	Flammables and Explosives in the Laboratory	299
3060	Handling Compressed Gas Cylinders – Laboratory	299
3064	Laboratory Hoods.....	299
3252	The OSHA Formaldehyde Standard – Laboratory.....	299
3412	Laboratory Ergonomics.....	300
3441	Preventing Contamination in the Laboratory	300
3541	Safe Handling of Laboratory Glassware.....	300
4048	Electrical Safety in the Laboratory	300
4250	GHS Safety Data Sheets in Laboratory Environments	300
5015	Safety Showers and Eye Washes in the Laboratory	301

Ladder Safety

5024	To the Point About: Ladder Safety ^{ES}	302
4282	Ladder Safety ^{ES}	302
4928	Ladder Safety Refresher – For Supervisors	302
4927	Ladder Safety Refresher – For Employees	302
4107	Using Ladders Safely ^{ES}	302
3970	Ladder Safety in Construction Environments	302
3484	A Practical Approach to Ladder Safety ^{ES}	303
3831	A Practical Approach to Ladder Safety (Concise) ^{ES}	303
4256	Ladder Safety for Aviation.....	303

Lockout/Tagout

5283	Cal/OSHA Lockout/Tagout ^{ES}	304
5153	Lockout / Tagout: Controlling Hazardous Energy	304
5154	An Overview of Lockout / Tagout ^{ES}	304
5155	When Is Lockout / Tagout Required? ^{ES}	304
5156	The Energy Control Plan ^{ES}	305

^{ES} This program is a microlearning. A microlearning is typically 1-2 minutes in length and quickly conveys information about a specific topic or subset of a larger topic.

^{ES} Also available in Spanish.

5157	Authorized Affected and Other Employees ^{ES}	305
5158	Lockout/Tagout Devices ^{ES}	305
5159	The Sequence of a Lockout Procedure ^{ES}	305
5160	Returning Equipment to Service After A Lockout/Tagout ^{ES}	305
5161	Group Lockout and Other Special Situations ^{ES}	306
4813	To the Point About: Lockout/Tagout ^{ES}	306
4930	Lockout/Tagout Refresher – For Supervisors	306
4929	Lockout/Tagout Refresher – For Employees	306
1409	High-Impact Lockout/Tagout (Concise) ^{ES}	306
1432	High-Impact Lockout/Tagout (Non-Graphic)	306
4225	More High-Impact Lockout/Tagout Safety Training (Non-Graphic) ^{ES}	307
4226	More High-Impact Lockout/Tagout Safety Training (Concise) ^{ES}	307
4000	Lockout/Tagout Training for Employees ^{ES}	307
4001	Lockout/Tagout Training for Employees (Concise) ^{ES}	307
3978	Shattered: The Jeff Walters Story (Concise) ^{ES}	308
3977	Shattered: The Jeff Walters Story ^{ES}	308
3007	Lockout/Tagout: When Everyone Knows ^{ES}	308
3852	Lockout/Tagout It Would Have Saved His Life ^{ES}	308
3389	Lockout/Tagout Affected Employees.....	308
3306	Lockout/Tagout Authorized Employees ^{ES}	309
4416	Lockout/Tagout of Mobile Construction Equipment	309
5080	Hospitality OSHA 7: Lockout Tagout ^{ES}	309
4238	Lockout/Tagout for Aviation.....	309
1505	Lockout/Tagout Training for Employees – Canada	309
1105	To the Point About: Lockout/Tagout – Canada	310
3382	Lockout/Tagout: When Everyone Knows (Concise)	310

Log Yard

4425	Large Capacity Forklift Operation: Lumber Yard.....	311
4437	Log Yard: Conveyor Safety.....	311
4439	Log Yard: Grapple Front End Loader Safety	311
4440	Log Yard Knuckle Boom Loader Safety	311
4442	Log Yard: General Safety	311
4447	Haul Unit and Log Trailer Safety.....	311

Machine Guarding

4890	To the Point About: Machine Guarding and Safety Devices ^{ES}	312
4646	Machine Guarding and Operator Safety ^{ES}	312
4647	Machine Guarding and Operator Safety (Concise) ^{ES}	312
3698	Machine Guarding: Protecting You From Hazards (Non-Graphic) ^{ES}	312
3201	Machine Guarding: Protecting You From Hazards ^{ES}	312
1579	Machine Guarding: Protecting You From Hazards (Concise) ^{ES}	313
3101	Machine Guard Safety ^{ES}	313

^{ES} This program is a microlearning. A microlearning is typically 1-2 minutes in length and quickly conveys information about a specific topic or subset of a larger topic.

Maintenance & Operations

5111	Mobile Elevating Work Platforms: Safe Use and Requirements ^{ES}	314
5112	Mobile Elevating Work Platforms: Safe Use and Requirements (Concise) ^{ES}	314
4809	Operating Aerial Work Platforms Safely ^{ES}	315
4820	Operating Aerial Work Platforms Safely (Concise) ^{ES}	315
4646	Machine Guarding and Operator Safety ^{ES}	315
4647	Machine Guarding and Operator Safety (Concise) ^{ES}	315
3979	Maintaining Your Safety ^{ES}	316
3980	Maintaining Your Safety (Concise) ^{ES}	316
3982	Maintaining Your Safety (Non-Graphic) ^{ES}	316
3983	Maintaining Your Safety (Concise Non-Graphic) ^{ES}	316
3602	Stored Energy: The Hidden Hazard ^{ES}	316
3914	Stored Energy: The Hidden Hazard (Concise) ^{ES}	317
3536	Utility Cart Safety ^{ES}	317
3305	High-Impact Power Tool Safety	317
4607	High-Impact Power Tool Safety (Concise)	317
3348	Safe Operation of Scissor and Boom Lifts ^{ES}	317
4394	Scissor Lifts In Industrial and Construction Environments	318
4089	Safe Operation of Scissor and Boom Lifts (Concise) ^{ES}	318
3456	Hand and Power Tools Safety ^{ES}	318
1596	Working Safely with Hand Tools (Concise) ^{ES}	318
3336	Working Safely With Pneumatic Tools ^{ES}	318
4613	Table Saw Safety and Use.....	319
5085	Grinders and Abrasive Wheels: Safe Operation ^{ES}	319
4077	Abrasive Blasting ^{ES}	319
3201	Machine Guarding: Protecting You From Hazards ^{ES}	319
3698	Machine Guarding: Protecting You From Hazards (Non-Graphic) ^{ES}	319
1579	Machine Guarding: Protecting You From Hazards (Concise) ^{ES}	319
3101	Machine Guard Safety ^{ES}	320
3248	Working Safely With Hand and Power Tools ^{ES}	320
1595	Working Safely With Power Tools (Concise) ^{ES}	320
3190	Landscape Maintenance ^{ES}	320
1928	Long Hair, Loose Clothing, and Jewelry ^{ES}	320
1750	Shop Safety	320
1497	Long Hair, Loose Clothing and Jewelry (Concise) ^{ES}	321
4352	Vehicle Maintenance Safety – Agriculture.....	321
4449	Safety Training Repair Technicians – Heavy Equipment	321
3036	High-Impact Metal Working Safety ^{ES}	321
1408	High-Impact Metal Working Safety (Concise) ^{ES}	321
4316	GHS-HazCom for Cleaning and Maintenance Operations ^{ES}	322
4420	Conveyor Maintenance Safety.....	322
3145	Compressed Air Safety ^{ES}	322
3678	Compressed Air Safety (Concise) ^{ES}	322
3158	Conveyor Safety in the Workplace ^{ES}	322
4785	Utility Knife Safety ^{ES}	323
1435	Knife Safety in the Workplace ^{ES}	323

^{ES} Also available in Spanish.

Table of Contents *(continued)*

Maintenance & Operations *(continued)*

1587	Knife Safety in the Workplace (Concise)	ES	323
3227	Boxcutter/Utility Knife Safety	ES	323
4748	Asbestos Awareness Employee Basic Training		323
3065	Asbestos Awareness	ES	324
3173	Chain Saw Safety		324
4769	Garage Repair Shop Safety		324
3232	Safe Operation and Use of All-Terrain Vehicles		324
4839	Safe Operation and Use of All-Terrain Vehicles (Concise)		324
1406	High-Impact Maintenance Safety (Concise)	ES	325
2433	High-Impact Metal Working Safety (Non-Graphic)		325

Martin Lesperance

3194	Accidents Aren't Just One of Those Things		326
3202	Stop and Think	ES	326
3207	Injuries Don't Take Holidays	ES	326
3220	Accidents Aren't Just One of Those Things (Concise)	ES	326
3609	Think and Be Safe	ES	326
3829	Injuries Don't Take Holidays (Concise)	ES	327
3832	First Aid: Until Help Arrives	ES	327
3903	Take Safety Home: Preventing Off-Job Injuries	ES	327
3933	Think and Be Safe (Concise)	ES	327
3934	First Aid: Until Help Arrives (Concise)	ES	327
3956	Take Safety Home: Preventing Off-Job Injuries (Concise)	ES	327
4045	A Safe Hand is a Winning Hand		328
4876	Tick Bite Prevention and Response	ES	328
4893	Driver Distraction: A Main Cause of Collisions		328
4895	Protect Your Head: You May Need It		328
4896	Don't Slip When Getting In Or Out of A Vehicle		317
4897	Statistics Are People		328
4898	Always Think of the Repercussions of Your Actions	🕒	329
4899	Road Rage: You Never Know Who or Where the Nuts Are		329
4900	Lift With Care to Protect Your Back		329
4901	You Don't Have to Fall From a Great Height to Be Hurt	🕒	329
4902	Horoscopes and Safety	🕒	329
4903	Driving and Sleeping Don't Mix		329
4905	A Crocodile Is Like a Machine		330
4906	Animals in the Road		330
4907	Arrogance and Safety Don't Mix		330
4908	Tragedies Make Us Safer		330
4909	Use Caution in Tight Spaces	🕒	330

4910	Pay Attention to Warning Labels	🕒	330
4911	A Man Killed Two Young Girls		331
4912	Bear Safety Awareness	ES	331
4993	Take Action Against Distraction: Staying Focused to Avoid Injury	ES	331
4994	Take Action Against Distraction: Staying Focused to Avoid Injury (Concise)	ES	331

Materials Handling

4889	To the Point About: Handling Materials Safely	ES	332
4398	Move It Safely: Avoiding Injury While Moving Materials	ES	332
4399	Move It Safely: Avoiding Injury While Moving Materials (Concise)	ES	332
3322	Materials Handling Safety	ES	332
5090	Loading Dock Safety	ES	333
4775	Warehouse Safety	ES	333
5005	To the Point About: The Safe Use of Compressed Gas Cylinders	ES	333
4848	Working Safely With Compressed Gas Cylinders	ES	333
4849	Working Safely With Compressed Gas Cylinders (Concise)	ES	334
4797	Compressed Gas Cylinders		334
3060	Handling Compressed Gas Cylinders – Laboratory		334
3663	Operating Reach Trucks Safely	ES	334
3962	Operating Reach Trucks Safely (Concise)	ES	334
3380	Operating Electric Pallet Jacks Safely	ES	335
3661	Operating Electric Pallet Jacks Safely (Concise)	ES	335
3440	Operating Order Selectors Safely	ES	335
3963	Operating Order Selectors Safely (Concise)		335
3347	Order Picker Safety		335
4754	Battery Charging Safety		335
4426	Roll Stock: Handling, Damage Prevention and Safety		336
4204	Reach Truck Safety	ES	336
4266	Dangerous Goods for Aviation		336
3209	Walkie Stacker Safety	ES	336

Meeting Openers

1823	Will You Be Here Tomorrow?		337
1919	Widow Maker		337
1932	Think About This!		337
3019	It Only Takes a Second	ES	337
3116	Life is for Living		337
3202	Stop and Think	ES	337
3250	Thank You	ES	338
3284	The Birthday Wish	ES	338
3567	Better Late Than Never		338
3835	The First Step	ES	338
3887	It Only Takes a Second II	ES	338

🕒 This program is a microlearning. A microlearning is typically 1-2 minutes in length and quickly conveys information about a specific topic or subset of a larger topic.

ES Also available in Spanish.

4045	A Safe Hand is a Winning Hand		339
4279	I Can't Get No Traction		339
4893	Driver Distraction: A Main Cause of Collisions		339
4894	It Was An Accident: Just One of Those Things		339
4895	Protect Your Head: You May Need It		339
4896	Don't Slip When Getting In or Out of a Vehicle		339
4897	Statistics Are People		340
4898	Always Think of the Repercussions of Your Actions	🕒	340
4899	Road Rage: You Never Know Who or Where the Nuts Are		340
4900	Lift With Care to Protect Your Back		340
4901	You Don't Have to Fall from A Great Height to Be Hurt	🕒	340
4902	Horoscopes and Safety	🕒	340
4903	Driving and Sleeping Don't Mix		341
4904	It's The Simple Things That Can Hurt Us	🕒	341
4905	A Crocodile Is Like A Machine		341
4906	Animals in the Road		341
4907	Arrogance and Safety Don't Mix		341
4908	Tragedies Make Us Safer		341
4909	Use Caution in Tight Spaces	🕒	342
4910	Pay Attention to Warning Labels	🕒	342
4911	A Man Killed Two Young Girls		342

Mine Safety

1577	MSHA Hearing Conservation Employee Training (Concise)	ES	343
3528	MSHA Hearing Conservation Employee Training	ES	343
4412	Safe Conveyor Operation		343
4420	Conveyor Maintenance Safety		343
4432	Rigging and Lifting: Mines and Quarries		343
4437	Log Yard: Conveyor Safety		344
4438	Haul Truck: Pre-Start Inspection		344
4439	Log Yard: Grapple Front End Loader Safety		344
4440	Log Yard Knuckle Boom Loader Safety		344
4441	Powered Haulage: Night Operations		344
4442	Log Yard: General Safety		344
4443	Electric Drive Haul Truck Safety		344
4444	Safe Use of Hydraulic Brakes, Shears and Crushers		345
4453	Emergency Response: Off Road Heavy Haul Trucks	ES	345

Off Job Safety

4308	Back to Work, Back to Safety	ES	346
4309	Back to Work, Back to Safety (Concise)	ES	346
3903	Take Safety Home: Preventing Off-Job Injuries	ES	346
3956	Take Safety Home: Preventing Off-Job Injuries (Concise)	ES	346
3634	Safe Travel		346
3926	101 Days of Summer Safety (Concise)	ES	346
3815	101 Days of Summer Safety	ES	347

🕒 This program is a microlearning. A microlearning is typically 1-2 minutes in length and quickly conveys information about a specific topic or subset of a larger topic.

3207	Injuries Don't Take Holidays	ES	347
3822	Summer Sports and Recreation Safety		347
3829	Injuries Don't Take Holidays (Concise)	ES	347
1146	Security Awareness for Work, Travel, and Home	ES	347
4912	Bear Safety Awareness	ES	348
3372	Killer Bees, Wasps, and Spiders		348

Office Safety

3959	Office Injury Prevention	ES	349
3960	Office Injury Prevention (Concise)	ES	349
4727	Office Safety	ES	349
4823	Safety in the Office	ES	349
3188	Office Ergonomics	ES	349
4076	Ergonomics: Adjusting Your Workstation and Postures		350
4105	Making It Fit: Improving Our Office Comfort		350
4926	Back Safety in Office Environments		350
4753	Office Ergonomics: You Can Learn A Lot from A Kid		350
3177	Computer Workstation Safety		350
4035	Fire Safety for Office Workers	ES	350
4041	Fire Safety for Office Workers (Concise)	ES	351
3205	Fire Prevention in the Office	ES	351
4082	Preventing Harassment: Creating a Positive Workplace in Office Settings	ES	351
4083	Preventing Harassment: Creating a Positive Workplace in Office Settings (Concise)	ES	351

Pedestrian Safety

5267	Pedestrian Safety	ES	🕒	352
4285	Forklift Safety Lessons for the Safe Pedestrian	ES		352
4286	Forklift Safety Lessons for the Safe Pedestrian (Concise)	ES		352
4993	Take Action Against Distraction: Staying Focused to Avoid Injury	ES		352
4994	Take Action Against Distraction: Staying Focused to Avoid Injury (Concise)	ES		353
3454	Safety of People and Equipment in Warehouse			353
1106	Pedestrian Safety in Industry	ES		353
3660	Pedestrian Safety in Industry (Concise)	ES		353

Personal Protective Equipment

5282	Cal/OSHA Personal Protective Equipment	ES		354
5061	OSHA 10 Hour Training For General Industry: Personal Protective Equipment			354
5036	To the Point About: Preventing Head Injuries	ES		354
4814	To the Point About: Personal Protective Equipment	ES		354
4306	PPE: Your Last Layer of Protection	ES		355
4307	PPE: Your Last Layer of Protection (Concise)	ES		355
4392	PPE: Your Final Defense			355
1826	High-Impact PPE	ES		355

ES Also available in Spanish.

Table of Contents *(continued)*

Personal Protective Equipment *(continued)*

3577	High-Impact PPE (Concise)	355
3437	More High-Impact PPE ^{ES}	356
3819	More High-Impact PPE (Concise) ^{ES}	356
3438	More High-Impact PPE (Non-Graphic) ^{ES}	356
1647	More High-Impact PPE (Concise Non-Graphic) ^{ES}	356
3721	PPE: Head to Toe ^{ES}	356
3913	PPE: Head to Toe (Concise) ^{ES}	357
4099	PPE Wear it for You ^{ES}	357
4932	PPE Refresher — For Supervisors	357
1591	That's Why You Wear a Hardhat (Concise) ^{ES}	357
3260	That's Why You Wear a Hardhat ^{ES}	357
1604	That's Why You Wear Eye Protection (Concise) ^{ES}	357
3253	That's Why You Wear Eye Protection ^{ES}	358
4895	Protect Your Head: You May Need It	358
3971	PPE in Construction Environments ^{ES}	358
5081	Hospitality OSHA 7: Personal Protective Equipment ^{ES}	358
4756	PPE — Property Management ^{ES}	358
4780	Cut Protection ^{ES}	359
4349	Personal Protective Equipment — Agriculture	359
5145	HAZWOPER: Decontamination Procedures ^{ES}	359
5131	HAZWOPER: Personal Protective Equipment ^{ES}	359
5124	HAZWOPER: PPE and Decontamination Procedures ^{ES}	360
4798	HAZWOPER: Chemical Protective Clothing ^{ES}	360
3883	HAZWOPER: Donning/Doffing/Decontamination ^{ES}	360
3147	Safely on Your Feet ^{ES}	360
3848	Safely on Your Feet (Concise) ^{ES}	360
4931	PPE Refresher — For Employees	361

Property Management

3190	Landscape Maintenance ^{ES}	362
3397	Toxic Mold	362
3458	Commercial Lawnmower Safety	362
4755	Fire Prevention — Property Management ^{ES}	362
4757	Resident Safety — Property Management ^{ES}	362
4758	Slips, Trips, and Falls for Employees — Property Management Version ^{ES}	362
4759	Slips, Trips, and Falls for Residents — Property Management Version ^{ES}	363
4760	Safe Lifting — Property Management	363

RCRA

5034	RCRA Hazardous Waste Final Rule: The E-Manifest System and Other Key Revisions ^{ES}	364
5035	RCRA Hazardous Waste Final Rule: The E-Manifest System and Other Key Revisions (Concise) ^{ES}	364

Respiratory Safety

5056	To the Point About: Respiratory Protection ^{ES}	365
3628	The Respiratory Protection Program: Employee Training ^{ES}	365
3935	The Respiratory Protection Program: Employee Training (Concise)	365
3631	The Respiratory Protection Program: Employer Responsibilities	365
4391	Respiratory Protection: A Guide to Clean Breathing ^{ES}	366
4941	Respiratory Protection: The Facts ^{ES}	366
3051	Respiratory Protection and Safety	366
1815	Breathe Safely: The Proper Use of Respiratory Protection ^{ES}	366
1776	Breathe Safely: The Proper Use of Respiratory Protection (Concise) ^{ES}	367
5139	HAZWOPER: Respiratory Protection and Safety ^{ES}	367
4803	HAZWOPER: Respiratory Protection ^{ES}	367
4834	Crystalline Silica Employee Training ^{ES}	367
4835	Crystalline Silica Employee Training (Concise) ^{ES}	368
5094	Silica Safety in Industrial and Construction Environments ^{ES}	368
4043	Hydrogen Sulfide Employee Training (Concise) ^{ES}	368
3629	Hexavalent Chromium Employee Training	368
1654	Hexavalent Chromium Employee Training (Concise) ^{ES}	369
4535	Respiratory Care: Assessing the Adult Respiratory System	369

Restaurant / Food Service

3453	Preventing Slips, Trips, and Falls — Restaurant Version	370
3501	Restaurant Series: Back Injury Prevention ^{ES}	370
3514	Restaurant Series: Kitchen Safety ^{ES}	370
3657	Restaurant Series: Dishwasher Safety	370
3658	Restaurant Series: Bus Person Safety	370
3710	Pool Safety	370
4068	Restaurant Series: Restaurant Safety Orientation ^{ES}	371
4070	Restaurants: Preventing Slips and Falls ^{ES}	371
4071	Preventing Work Related Burns in Restaurants ^{ES}	371
4208	Safe Food Handling	371
4209	Safe Food Handling — California Version	371
4410	Kitchen Knife Safety ^{ES}	372
4618	Injury Prevention in Restaurants ^{ES}	372

4620	Restaurant Series: Sanitation and Personal Hygiene	372
4664	Commercial Kitchen Fire Prevention	372
4767	Accident Investigation — Restaurant Version ^{ES}	372
5013	Security Basics — Restaurant Version ^{ES}	372
5014	Safe Alcohol Service — Restaurant Version ^{ES}	373

Safety Management

5107	COVID-19: Staying Safe at Work for Employers ^{ES}	374
3439	Accident Investigation for Everyone ^{ES}	374
3972	Accident Investigation for Everyone (Concise) ^{ES}	374
4794	Accident Investigation ^{ES}	375
4793	Safety Audits ^{ES}	375
4767	Accident Investigation — Restaurant Version ^{ES}	375
4236	Putting Safety Principles Into Practice with David Lynn, CSP ^{ES}	375
4923	OSHA Recordkeeping for Employees ^{ES}	376
3579	OSHA Recordkeeping for Managers and Supervisors	376
3446	The OSHA 300 Log	376
4706	Safety Committees: The Real Story	376
3181	Effective Safety Committees	376
4060	Cal OSHA AB2774	377
4619	Manager On Duty — Hospitality Version	377
4617	Breakthrough Safety Leadership — Hospitality Version	377
4795	I2P2 Injury and Illness Prevention Programs ^{ES}	377
3631	The Respiratory Protection Program: Employer Responsibilities	377
3443	Dealing With Drug and Alcohol Abuse for Managers ^{ES}	378
3361	Close Calls and Near Misses ^{ES}	378
1526	Close Calls and Near Misses (Concise) ^{ES}	378
3715	The Aging Workforce: Management Training — Hospitality Version	378
3713	The Aging Workforce: Management Training	378
4822	Bullying and Other Disruptive Behavior for Managers ^{ES}	379
4229	Dealing With Drug and Alcohol Abuse for Construction Managers ^{ES}	379
3462	Preventing Sexual Harassment for Managers and Supervisors ^{ES}	379
4177	Motivating Employees During Change	380
4197	Better Meeting Management	380

Safety Orientation

5084	Orientation to Safety for New Employees ^{ES}	381
5057	OSHA 10 Hour Training for General Industry: Introduction to OSHA	381
4858	Introduction to OSHA	381
4850	New Hire Safety Essentials	382
4851	New Hire Safety Essentials (Concise) ^{ES}	382
3596	An Introduction to Workplace Safety ^{ES}	382
3830	An Introduction to Workplace Safety (Concise) ^{ES}	382
5018	Industrial Safety Overview ^{ES}	383
2101	Don't Be a Dummy About Industrial Safety ^{ES}	383
3414	High-Impact Workplace Safety ^{ES}	383

1542	High-Impact Workplace Safety (Concise) ^{ES}	383
1541	Don't Be A Dummy About Industrial Safety (Concise) ^{ES}	383
4663	Safety Orientation for Industrial Environments ^{ES}	384
5142	HAZWOPER: Safety Orientation ^{ES}	384
4802	HAZWOPER: Orientation ^{ES}	384
4367	Safety Bob's Comprehensive Construction Safety ^{ES}	384
4326	Making Safety Work ^{ES}	384
4327	Making Safety Work (Concise) ^{ES}	385
4735	Safety Awareness for New Employees ^{ES}	385
4402	Starting Out Right: Employee Safety Orientation	385
3709	Safety Orientation ^{ES}	385
1524	High-Impact Safety Awareness ^{ES}	385
4368	Safety Bob's Comprehensive Construction Safety (Concise)	386
3947	Safety Orientation in Construction Environments ^{ES}	386
1712	Safety Bob's Construction Safety Orientation ^{ES}	386
3871	Safety Orientation: Solid Waste Training	386
3620	Safety Orientation: Nursing	386
5076	Hospitality: Safety Orientation ^{ES}	387
4068	Restaurant Series: Restaurant Safety Orientation ^{ES}	387
4618	Injury Prevention in Restaurants ^{ES}	387
4051	Safety Orientation — Supermarket Series	387
4355	Safety Orientation — Agriculture	387
4353	Packing House Safety — Agriculture	387
4665	Janitorial Safety ^{ES}	388
3053	Orientation to Lab Safety	388
3310	Trucking Orientation	388

School Safety

3447	Playground Safety	389
3861	School Bus Safety	389
4003	Chemical Hazards and Materials (Schools)	389
4231	Depending On You	389
4268	Bloodborne Pathogens for Schoolteachers	389
4733	CDL Training for School Bus Drivers	390
4769	Garage Repair Shop Safety	390
4836	Working With Special Needs Children	390
4837	Crossing Guard Safety	390
4838	Active Shooter Facts and Prevention	390

Security

5236	Cybersecurity	391
4418	Headaches for Vandals: Job Site Vandalism and Tool Theft Prevention	391
4417	Stealing from Thieves: Equipment Theft Prevention	391
3860	DOT HazMat Security Training In-Depth	391
3211	DOT HazMat Security Awareness ^{ES}	391
1146	Security Awareness for Work, Travel, and Home ^{ES}	392



This program is a microlearning. A microlearning is typically 1-2 minutes in length and quickly conveys information about a specific topic or subset of a larger topic.



Also available in Spanish.



This program is a microlearning. A microlearning is typically 1-2 minutes in length and quickly conveys information about a specific topic or subset of a larger topic.







Also available in Spanish.

Table of Contents *(continued)*

Security *(continued)*

4049	Hotel Security: The Basics	392
4258	Hotel Security Handling Modern Threats	392
4345	Security Begins at the Front Desk	392
4766	Security Awareness — Hospitality Version 	392
4985	Hotel Security Not on My Shift	392
4619	Manager on Duty — Hospitality Version 	393
5013	Security Basics — Restaurant Version 	393
3491	Safety and Security	393
3490	Enforcing Security Rules: The Security Officer's Role	393
3315	Anthrax Threat	393
3153	Bomb Threat Procedures 	394
4483	Bio-Terrorism	394
4261	Security Procedures for Armored Transportation	394

Severe Weather

5032	Severe Weather Safety: Prepare, Survive and Recover 	395
5033	Severe Weather Safety: Prepare, Survive and Recover (Concise) 	395
3195	Severe Weather Alert: Are You Prepared? 	395
1574	Severe Weather Alert: Are You Prepared? (Concise) 	395
3040	Hurricanes, Tornadoes and Floods	395
4062	Driving In Extreme Weather Conditions — Trucking	396
3864	Earthquake Safety	396
3246	Preventing Hypothermia	396












Ski Area Safety

4986	Ski Area: Professional Skiing and Riding	397
4987	Ski Area: Safe Lifting	397
4988	Ski Area: Safe Operation of Snowmobiles	397
4989	Ski Area: Situational Awareness	397
4990	Ski Area: Slips and Falls	397









Solid Waste

3871	Safety Orientation: Solid Waste Training	398
3872	Commercial Operations: Solid Waste Training	398
3874	Pre-Trip Inspection: Solid Waste Training	398
3875	Route Safety: Solid Waste Training	398
3877	Backing Accident Prevention: Solid Waste Training	398
4396	Residential Operations: Solid Waste Training	398

Speak Up About Safety!

4660	I Chose to Look the Other Way: Three Stories of Workplace Safety 	399
4246	I Chose to Look the Other Way (Non-Graphic) 	399
4160	Knock It Off! (Concise)	399
4159	Knock It Off! 	399
3955	Ready, Willing and Able: Giving and Accepting Constructive Safety Feedback (Concise) 	400
3893	Ready, Willing and Able: Giving and Accepting Constructive Safety Feedback 	400
3705	What Would You Say? (Concise) 	400
3665	I Chose to Look the Other Way (Concise) 	400
3316	What Would You Say? 	401
3187	I Could Have Saved A Life That Day 	401
3175	I Chose to Look the Other Way 	401
1585	I Could Have Saved A Life That Day (Concise) 	401

Summer Safety













5039	Heat Stress: Working Safely in the Heat (Concise) 	402
4978	Heat Stress: Working Safely in the Heat 	402
4075	Understanding and Preventing Heat-Related Illnesses (Concise) 	402
4074	Understanding and Preventing Heat-Related Illnesses 	403
3926	101 Days of Summer Safety (Concise) 	403
3822	Summer Sports and Recreation Safety	403
3815	101 Days of Summer Safety 	403
3275	Working Safely in Hot Environments (Concise) 	403
3163	Working Safely in Hot Environments 	404

Supermarket Safety





4202	Convenience Store Safety	405
4054	Baler Safety — Supermarket Series	405
4053	Box Cutter Safety — Supermarket Series	405
4052	Back Injury Prevention — Supermarket Series	405
4051	Safety Orientation — Supermarket Series	405
4050	Preventing Slips, Trips, and Falls — Supermarket Series	405

To the Point Series

5075	To the Point About: Eliminating Driving Distractions 	406
5056	To the Point About: Respiratory Protection 	406
5037	To the Point About: Defensive Driving 	406
5036	To the Point About: Preventing Head Injuries 	406
5031	To the Point About: Responding to Violent Behavior or An Active Shooter 	407
5024	To the Point About: Ladder Safety 	407

5023	To the Point About: The Hazard Communication Program and GHS 	407
5005	To the Point About: The Safe Use of Compressed Gas Cylinders 	407
5004	To the Point About: Hot Work and Welding Safety 	407
4981	To the Point About:Personal Fall Arrest Systems — Canada	408
4890	To the Point About: Machine Guarding and Safety Devices 	408
4889	To the Point About: Handling Materials Safely 	408
4888	To the Point About: Good Housekeeping 	408
4857	To the Point About: Arc Flash Protection 	408
4856	To the Point About: The Safe Operation of Aerial Work Platforms 	409
4855	To the Point About: Industrial Crane Safety 	409
4854	To the Point About: Emergency Response 	409
4828	To the Point About: Preventing Eye Injuries 	409
4827	To the Point About: Preventing Electric Shock 	409
4826	To the Point About: Preventing Back Injuries 	409
4825	To the Point About: Personal Fall Arrest Systems 	410
4824	To the Point About: Ergonomics 	410
4819	To the Point About: The Proper Use of a Fire Extinguisher 	410
4817	To the Point About: Safe Forklift Operation 	410
4816	To the Point About: Preventing Slips, Trips, and Falls 	410
4815	To the Point About: Preventing Hearing Loss 	410
4814	To the Point About: Personal Protective Equipment 	411
4813	To the Point About: Lockout/Tagout 	411
4812	To the Point About: Fire Prevention and Response 	411
4811	To the Point About: Confined Space Entry 	411
4810	To the Point About: Bloodborne Pathogens 	411
1110	To the Point About: The Proper Use of a Fire Extinguisher — Canada	411
1109	To the Point About: Safe Forklift Operation — Canada	412
1105	To the Point About: Lockout/Tagout — Canada	412
1104	To the Point About: Preventing Hearing Loss — Canada	412
1103	To the Point About: The WHIMS Program and GHS — Canada	412
1101	To the Point About: Bloodborne Pathogens — Canada	412

Trenching & Shoring















4843	Trenching and Shoring Safety in Construction Environments 	413
4056	Trenching and Shoring Safety	413
4055	Soil Classification 	413
3953	Trenching and Excavation Safety: The Scott May Story (Concise) 	413
3916	Trenching and Excavation Safety: The Scott May Story 	413

Truck and Transit


5054	Professional Truck Driving	414
5053	Coupling and Uncoupling Tractors/Trailers	414
4404	Delivery Truck Driver Training	414
4091	Dump Truck: Operation and Safety	414
4063	Heavy Truck Braking System and Braking Techniques	414
4062	Driving In Extreme Weather Conditions — Trucking	414

4026	Federal Motor Carrier CSA	415
4029	Securing Loads Safely	415
3310	Trucking Orientation	415

True Safety Stories

4740	Expedition to Safety — Consolidated Version	416
4649	Complacency in the Workplace: Sandy's Story	416
4158	Leading Indicators: The Tenerife Tragedy	416
4157	Leading Indicators: It's the Little Things (Concise) 	416
4156	Leading Indicators: It's the Little Things 	416
3985	The Kevin Bailey Story (Concise) 	417
3978	Shattered: The Jeff Walters Story (Concise) 	417
3977	Shattered: The Jeff Walters Story 	417
3957	Just A Second Ago: The Brad Livingston Story (Concise) 	417
3954	Brian's Story: You Can Make A Difference (Concise) 	417
3953	Trenching and Excavation Safety: The Scott May Story (Concise) 	418
3916	Trenching and Excavation Safety: The Scott May Story 	418
3911	Just A Second Ago: The Brad Livingston Story 	418
3897	The Bernie Inman Story (Concise) 	418
3835	The First Step 	419
3834	Billy Robbins' Hooked On Safety: "My World" — 18-Minute Version	419
3833	Brian's Story: You Can Make A Difference 	419
3349	The Bernie Inman Story 	419
3331	One Will Die: The John Martin Story (Concise)	420
3280	One Will Die: The John Martin Story 	420
3221	The Mark Standifer Story: Lessons Learned from An Arc Flash Tragedy 	420
1464	One Will Die: The John Martin Story (Non-Graphic) 	421
1137	The Kevin Bailey Story 	421

Utility Safety

5201	Tree Trimming Safety 	422
4940	Snowplow Safety	422
4445	Right of Way Mowing Safety	422
4430	Motor Grader: Road Maintenance	422
4429	Motor Grader: New Construction	422
4428	Motor Grader: Operating Tips	423
4427	Motor Grader: Snow Plowing	423
4413	Seeing Is Believing, Safely Exposing Buried Utilities	423
4311	Tower Safety and Rescue	423
4019	Tips from the Pros: Snow Removal Techniques	423
3863	Bucket Truck Safety	423
3543	Pre-Shift Walk Around Inspection: Backhoes	424
3304	Stretching at Work	424
3257	Flagger Safety	424
3173	Chain Saw Safety	424



This program is a microlearning. A microlearning is typically 1-2 minutes in length and quickly conveys information about a specific topic or subset of a larger topic.



Also available in Spanish.



This program is a microlearning. A microlearning is typically 1-2 minutes in length and quickly conveys information about a specific topic or subset of a larger topic.



Also available in Spanish.

Table of Contents *(continued)*

Welding Safety

5005	To the Point About: The Safe Use of Compressed Gas Cylinders ^{ES}	425
5004	To the Point About: Hot Work and Welding Safety ^{ES}	425
4880	Welding Safety	425
4879	Hot Work Safety and the Permitting Process ^{ES}	425
4849	Working Safely With Compressed Gas Cylinders (Concise) ^{ES}	426
4848	Working Safely With Compressed Gas Cylinders ^{ES}	426
4730	Creating Safety in Welding Operations (Concise) ^{ES}	426
4729	Creating Safety in Welding Operations ^{ES}	426
4603	Preventing Fires During Hot Work Operations (Concise) ^{ES}	427
4558	Preventing Fires During Hot Work Operations ^{ES}	427
3381	High-Impact Welding Safety (Concise) ^{ES}	427
1721	High-Impact Welding Safety ^{ES}	427

Winter / Holiday Safety

4655	Cold Stress — Working Safely in Cold Weather	428
5073	Winter Safety	428
4913	Walking Safely in Icy Conditions ^{ES}	428
4914	Walking Safely in Icy Conditions (Concise) ^{ES}	428
4896	Don't Slip When Getting In or Out of a Vehicle	429
4371	Winter Walking: Staying On Your Feet ^{ES}	429
4308	Back to Work, Back to Safety ^{ES}	429
4309	Back to Work, Back to Safety (Concise) ^{ES}	429
1320	Working Safely in Cold Weather ^{ES}	429
4364	Winter Driving for Bus Operators	430
3566	Winter Driving: When the Rules Change (Concise)	430
3263	Winter Driving: When the Rules Change	430
3207	Injuries Don't Take Holidays ^{ES}	430
3829	Injuries Don't Take Holidays (Concise) ^{ES}	430
3246	Preventing Hypothermia	431
4019	Tips from the Pros: Snow Removal Techniques	431
1321	A Safety Carol ^{ES}	431
1745	A Safety Carol (Concise) ^{ES}	431

Workplace Violence

5031	To the Point About: Responding to Violent Behavior or An Active Shooter ^{ES}	432
4887	Workplace Violence in Healthcare Facilities ^{ES}	432
4886	Workplace Violence in Healthcare ^{ES}	432
4859	Violence Prevention — Recognizing The Threat ^{ES}	432
4840	Active Shooter: How To Survive	433
4838	Active Shooter Facts and Prevention	433
4830	Active Shooter: Surviving An Attack ^{ES}	433
4822	Bullying and Other Disruptive Behavior for Managers ^{ES}	433
4821	Bullying and Other Disruptive Behavior for Employees ^{ES}	434
4643	Active Shooter and Workplace Violence ^{ES}	434
4606	Workplace Violence: Facts and Prevention — Hospitality Version ^{ES}	434
4328	Active Shooter: Helping Prevent Tragedy	434
4312	Active Shooter: Helping Prevent Tragedy — Hospitality Version	435
3666	Conflict Resolution in Industrial Facilities ^{ES}	435
3489	Watch Out for Assault	435
3187	I Could Have Saved A Life That Day ^{ES}	435
1585	I Could Have Saved A Life That Day (Concise) ^{ES}	435



This program is a microlearning. A microlearning is typically 1-2 minutes in length and quickly conveys information about a specific topic or subset of a larger topic.



Also available in Spanish.

Agriculture



Tractor Safety

This video outlines all the basic skills to safely operate a tractor.



Tractor Hand Signals

Hand signals to effectively communicate with tractor operators.



Pesticide Safety Training

Both the Worker Protection Standard and the Hazard Communication Standard mandate training for all agricultural employees that come in contact with pesticides. This training is required for handlers, early entry workers, and all other agriculture workers before they acquire five separate days of entry into pesticide treated areas after the REI expires.



Pesticide Safety Basics

Employee Training is extremely important when it comes to using pesticides. Workers are protected under the Worker Protection Standard and the Hazard Communication Standard regarding hazardous substances in the workplace. Any agricultural worker must be trained in basic pesticide safety rules before entering a pesticide treated area.



Grain Elevator: Working Safely Around Rail Cars ^{ES}

A train is a powerful machine that needs to be respected. Working around trains requires constant vigilance and attention to safety. This safety video program is a great way to raise awareness, and explain potential rail yard hazards to employees working in this environment, whether working atop trains, near tracks or any where near a train in your facility. One small mistake near a train can have grave consequences. This program is a great tool to help minimize this risk.



Grain Elevator: Fixed Ladder, Stairs, and Catwalks ^{ES}

This safety video examines potential fall hazards when working at a grain elevator. The primary concerns are fixed ladders, stairs and catwalks. The program outlines the potential hazards associated with these three types of access/egress, and shows ways these hazards can be reduced or eliminated. Proper inspection procedures along with safe rules of use are presented in a concise, to the point manner.

4983

Categories: Equipment Specific Videos, Agriculture

Length: 13 minutes
© 2018

4982

Categories: Equipment Specific Videos, Agriculture

Length: 4 minutes
© 2018

4975

Categories: Agriculture, Chemical Safety

Length: 5 minutes
© 2018

4974

Categories: Agriculture, Chemical Safety

Length: 4 minutes
© 2018

4747

Categories: Grain Elevator, Agriculture

Length: 9 minutes
© 2015

4746

Categories: Fall Protection / Prevention, Agriculture, Grain Elevator

Length: 8 minutes
© 2015



Grain Elevator Safety ES

There are a multitude of potential hazards when working in or near a grain elevator.

This safety video takes a detailed look at: personal protective equipment (PPE), confined space entry, grain bins, grain dust explosions.



Tractor Safety — Agriculture

Tractor turnovers and other tractor-related accidents occur all too often in the agriculture industry. This program provides tractor operators with “safety basics,” including vehicle operation, pedestrian safety, safe tractor operation, machine guarding, and pre-inspection checklists.



Safety Orientation — Agriculture

Meets OSHA requirements for training employees in general hazards. Includes reporting for work, proper clothing, safe lifting, machine guarding, lockout/tagout, and electrical safety.



Irrigation Safety — Agriculture

This video explains the various types of irrigation and pumps. Discusses personal protective equipment, crossing irrigation ditches, back injury prevention, shoveling techniques and maintenance, electrical safety, and more.



Packing House Safety — Agriculture

The packing house can be a very dangerous place if employees aren't aware of the hazards present. Presents an in-depth look at machine guarding as well as forklift traffic and other hazards. This video explains these hazards and how to work risk-free in a packing house environment.



Vehicle Maintenance Safety — Agriculture

Designed for shop personnel working on farm equipment and/or vehicle maintenance. Discusses different hazards and ways that shop employees can work safely around potentially dangerous equipment and machinery.



Vehicle Operation Safety — Agriculture

Designed for individuals operating any type of farm equipment or vehicle. Covers basic safe driving rules and other ways motor vehicles can be operated safely by employees in an agricultural environment.

4745

Categories: Grain Elevator,
Agriculture

Length: 10 minutes
© 2015

4356

Categories: Equipment Specific
Videos,
Agriculture

Length: 15 minutes
© 2013

4355

Categories: Safety Orientation,
Agriculture

Length: 15 minutes
© 2013

4354

Categories: Agriculture
Length: 12 minutes
© 2013

4353

Categories: Safety Orientation,
Agriculture

Length: 10 minutes
© 2013

4352

Categories: Maintenance &
Operations,
Agriculture

Length: 12 minutes
© 2013

4351

Categories: Driving Safety,
Agriculture

Length: 12 minutes
© 2013



Heat Stress — Agriculture

Heat stress is one hazard that cannot be avoided. However, the effects of heat stress can be controlled with proper training. This program shows the effects of heat stress, heat exhaustion, and other hazards associated with working in a hot environment. Proper training can prevent serious illness.



Personal Protective Equipment — Agriculture

This all-new title addresses the most important part of personal protective equipment: The responsibility of the individual to wear the equipment when it's required. All the procedures and equipment in the world are useless if employees do not understand this one simple fact.



Reducing Unsafe Acts — Agriculture

Majority of workplace accidents is caused in whole or in part by unsafe acts of employees. The major emphasis of this program is to reduce unsafe acts through education.



Pesticide Safety — Agriculture

This excellent program discusses and educates employees in the agriculture environment about the dangers and safety precautions involved when working with pesticides. Restricted entry intervals, PPE, chemical labeling, and more are covered in this in-depth program.



Back Injury Prevention — Agricultural Version

Some of the most costly injuries in agriculture are back injuries. This program explains safe lifting techniques, 1:1 ratio, hazards involved in stretching, and/or twisting, and more.



Killer Bees, Wasps, and Spiders

This program is designed to train supervisors and employees in the hazards of killer bees, wasps, and spiders. Explains how to avoid the hazards and first-aid treatment in the event of a sting or bite.

4350

Categories: Heat Stress,
Agriculture

Length: 9 minutes
© 2013

4349

Categories: Personal Protective
Equipment,
Agriculture

Length: 12 minutes
© 2013

4348

Categories: Attitude,
Agriculture

Length: 12 minutes
© 2013

4347

Categories: Agriculture,
Chemical Safety

Length: 12 minutes
© 2013

4346

Categories: Back Care,
Agriculture

Length: 9 minutes
© 2013

3372

Categories: First Aid,
Agriculture,
Off Job Safety

Length: 37 minutes
© 2006

Arc Flash / NFPA 70E



Electrical Contact Release Training

People who receive an electric shock are unable to release themselves from contact with an energized conductor or circuit part. Without immediate assistance gaining release, these incidents likely prove fatal. It is important to be aware of your surroundings when around electrical parts, and equally as important to try your best to not come in contact with live electrical parts.

Topics include: how the human body acts as a conductor, the effect electrical currents have on the human body, how to recognize and assess a shock event, and performing first-aid for someone who's been a victim of a shock event.

Electrical Safety Related Work Practices and the 2021 NFPA 70E for Supervisors and Managers

This program provides supervisors and managers of electrical workers a clear understanding of the requirements of the 2021 NFPA 70E. Included in these requirements and outlined in this program are the hierarchy of controls to eliminate electrical hazards, the required elements of the electrical safety program, worker training requirements, program audits, risk assessments and the proper labeling of electrical equipment for shock and arc flash hazards. The dual hazards of electric shock and arc flash are explained in this program as well as the factors that contribute to the severity of injury, including an explanation of the incident energy associated with an arc flash and how this is used to establish the Arc Flash Boundary distance.

Also explained are the conditions that require an electrically safe work condition to be established as well as the step-by-step process of creating and verifying an electrically safe work condition. In addition, the program describes those limited instances when energized work is allowed as well as the safe work practices and procedures that are required for work involving electrical hazards. This includes the Energized Electrical Work Permit, shock and arc flash risk assessments, job planning and job briefing, the establishment of approach boundaries and the selection of arc-rated clothing and PPE.

The definition of a qualified electrical worker is explained as well as the knowledge and skills required for a qualified electrical worker to cross the Restricted Approach Boundary. Also included are the restrictions and exceptions for unqualified workers related to the various approach boundaries.

To assist supervisors and managers in seeking out additional information, this program provides the regulation's article and section numbers for the referenced information as well as the specific numbers of the look-up tables used to determine approach boundaries and the selection of personal protective equipment.



5278

Categories: Electrical Safety, Arc Flash / NFPA 70E

Length: 18 minutes

© 2021

5202

Categories: Electrical Safety, Arc Flash / NFPA 70E

Length: 36 minutes

© 2020



Electrical Safety Related Work Practices and the 2021 NFPA 70E for Electrical Workers

This program provides electrical workers with an understanding of those requirements of the 2021 NFPA 70E that relate to the safe performance of electrical work. It also explains the dual hazards of electric shock and arc flash as well as the factors that contribute to the severity of injury. To assist in meeting the annual requirement for contact release training, this program provides an explanation of electrical contact release and demonstrates how to safely remove a worker from an energized source.

The program provides a clear explanation of the two approach boundaries used for shock protection, the Limited Approach Boundary and the Restricted Approach Boundary, as well as the approach boundary used for arc flash protection, the Arc-Flash Boundary. The definition of a qualified electrical worker is explained in addition to the knowledge and skills required for a qualified electrical worker to cross the Restricted Approach Boundary. Also included are the restrictions and exceptions for unqualified workers related to the various approach boundaries.

After viewing this program, electrical workers will have an understanding of the incident energy associated with an arc flash and how this is used to establish the Arc Flash Boundary distance and select proper arc-rated clothing and PPE. The importance of wearing arc-rated clothing is visually demonstrated by example and the viewer will learn that flammable or meltable clothing such as polyester will worsen any burn injury.

Electrical workers will also learn the conditions that require an electrically safe work condition to be established as well as the step-by-step process of creating and verifying an electrically safe work condition. In addition, the program describes those limited instances when energized work is allowed as well as the safe work practices and procedures that must be followed when performing work involving electrical hazards. This includes the Energized Electrical Work Permit, job planning and job briefing, the establishment of approach boundaries and the selection of arc-rated clothing and PPE.

To assist electrical workers in selecting the appropriate shock and arc-flash protection, the program explains the information that may be found on equipment hazard labels such as the nominal voltage, the Arc-Flash PPE Hazard Category and the incident energy at the working distance. The appropriate arc-rated PPE for each hazard category is also explained. In addition, to assist electrical workers in understanding how approach boundary distances and appropriate PPE are determined, the program explains and references the appropriate look-up tables contained in the regulation.

5203

Categories: Electrical Safety, Arc Flash / NFPA 70E

Length: 22 minutes

© 2020



Safe Electrical Work Practices and the 2018 NFPA 70E ^{ES}

This video explains the important changes and updates contained in the 2018 NFPA 70E and explains how electrical workers can be protected from both the shock hazard and arc flash hazard presented by exposed energized parts. The 2018 NFPA 70E places an emphasis on controlling risk. As such, the electrical safety program, the shock hazard assessment, and the arc flash hazard assessment must now consider the likelihood as well as the severity of injury related to an electrical hazard. When controlling risk, the 2018 regulation now requires that a specific hierarchy of controls be followed.

Another new requirement is that the potential for human error be considered in all risk assessments. Annex Q has been added to help explain how human performance can be applied to workplace electrical safety. The required elements of the Electrical Safety Program have been revised to now include a written job safety plan in addition to a job briefing, inspection of equipment, incident investigation, and risk assessment.

Other key changes include: revised reference tables for establishing approach boundaries and selecting arc-rated clothing and PPE, an additional unit of measure for incident energy, selecting arc-rated PPE and establishing an arc flash boundary, updates of key definitions, an explanation of employer and employee responsibilities.



Safe Electrical Work Practices and the 2018 NFPA 70E (Concise) ^{ES}

This video explains the important changes and updates contained in the 2018 NFPA 70E and explains how electrical workers can be protected from both the shock hazard and arc flash hazard presented by exposed energized parts. The 2018 NFPA 70E places an emphasis on controlling risk. As such, the electrical safety program, the shock hazard assessment, and the arc flash hazard assessment must now consider the likelihood as well as the severity of injury related to an electrical hazard. When controlling risk, the 2018 regulation now requires that a specific hierarchy of controls be followed.

Another new requirement is that the potential for human error be considered in all risk assessments. Annex Q has been added to help explain how human performance can be applied to workplace electrical safety. The required elements of the Electrical Safety Program have been revised to now include a written job safety plan in addition to a job briefing, inspection of equipment, incident investigation, and risk assessment.

Other key changes include: revised reference tables for establishing approach boundaries and selecting arc-rated clothing and PPE; an additional unit of measure for incident energy, selecting arc-rated PPE, and establishing an arc flash boundary; updates of key definitions; an explanation of employer and employee responsibilities.



To the Point About: Arc Flash Protection ^{ES}

Because energized electrical parts expose workers to the risk of electric shock or exposure to an arc flash, employees must know and understand how to protect themselves from these two electrical hazards. This program provides an overview of the electrical safety program as it relates to arc flash protection and safe electrical work practices.

Topics include: approach and arc flash boundaries, incident energy analysis, arc flash protection and PPE categories, creating an electrically safe condition.

4891

Categories: Electrical Safety, Arc Flash / NFPA 70E

Length: 27 minutes

© 2017

4892

Categories: Electrical Safety, Arc Flash / NFPA 70E

Length: 13 minutes

© 2017

4857

Categories: Arc Flash / NFPA 70E, Electrical Safety, To the Point Series

Length: 13 minutes

© 2017



Electrical Safety for Qualified Workers ^{ES}

Electricity is a powerful force that can cause serious injury and death. When it comes to electrical job tasks, it only takes an instant to turn a momentary mistake into a fatality. This is why qualified electrical workers must understand the hazards presented by exposed energized parts and know how to protect themselves through the use of safe electrical work practices. That's the purpose of this program — to explain the safety precautions these employees must always take to avoid needless tragedies while performing any type of electrical work.

Topics include: the definition of a qualified worker, approach boundaries, the shock hazard of electricity, voltage-rated gloves and PPE, the arc flash boundary, PPE Levels of arc flash protection, creating and verifying an electrically safe work condition, and exceptions when energized work is allowed.



Electrical Safety for Qualified Workers (Concise) ^{ES}

Electricity is a powerful force that can cause serious injury and death. When it comes to electrical job tasks, it only takes an instant to turn a momentary mistake into a fatality. This is why qualified electrical workers must understand the hazards presented by exposed energized parts and know how to protect themselves through the use of safe electrical work practices. That's the purpose of this program — to explain the safety precautions these employees must always take to avoid needless tragedies while performing any type of electrical work.

Topics include: the definition of a qualified worker, approach boundaries, the shock hazard of electricity, voltage-rated gloves and PPE, the arc flash boundary, PPE Levels of arc flash protection, creating and verifying an electrically safe work condition, and exceptions when energized work is allowed.



The Mark Standifer Story: Lessons Learned from An Arc Flash Tragedy ^{ES}

Mark Standifer received second- and third-degree burns over 40% of his body and was nearly killed when he was engulfed in an arc blast while performing an electrical task at a wastewater treatment plant. While installing relays on the door of a 13,800-volt switchgear, he made several crucial errors resulting in a tragedy that will affect Mark and his family for the rest of their lives. In this powerful program, viewers will see the mistakes Mark made and learn the lifesaving lessons from the incident. The importance of understanding all hazards of a job task and taking the necessary precautions to protect yourself from them is stressed throughout the video.

Topics include: always following safe electrical work practices, the dangers of complacency when performing electrical work, hazards of jewelry and flammable clothing, and the purpose of an arc hazard analysis.



Safe Electrical Work Practices and the 2018 CSA Z462

Canadian Version

This video explains the important changes and updates contained in the 2018 CSA Z462 and discusses how electrical workers can be protected from both the shock hazard and arc-flash hazard presented by exposed energized parts.

Topics include: the elements of an electrical safety program; conducting risk assessment and control procedures; establishing and verifying an electrically safe working condition; the two approach boundaries for shock protection; determining the proper arc-flash boundary; clothing and protective equipment required by each of the four arc flash PPE categories; when energized work is allowed and when an energized work permit is required.

For the OSHA NFPA 70e please see Safe Electrical Work Practices — NFPA 70E 2018 Item #4891.

4611

Categories: Electrical Safety, Arc Flash / NFPA 70E

Length: 20 minutes

© 2014

4612

Categories: Electrical Safety, Arc Flash / NFPA 70E

Length: 13 minutes

© 2014

3221

Categories: Arc Flash / NFPA 70E, Electrical Safety, True Safety Stories

Length: 12 minutes

© 2004

4973

Categories: Electrical Safety, Arc Flash / NFPA 70E, Canadian Programs

Length: 26 minutes

© 2018



Arc Flash for Non-Electricians ^{ES}

Arc Flash provides non-technical employees with a basic knowledge of what arc flash is, what its hazards are, and what steps they can take to prevent accidents and injuries involving it. The program also describes procedures that workers should use to protect themselves and their co-workers from electric shock. Thousands of people are injured and killed every year by electricity's two main hazards, arc flash and shock. Arc flash is a violent release of electrical energy that causes severe injuries and fatalities through extreme heat and blast effects. Shock can cause burns, internal injuries, cardiac arrest even death.



Safe Electrical Work Practices and the 2015 NFPA 70E ^{ES}

This video safety program provides an overview of the 2015 edition of NFPA 70E and shows how following its guidelines helps keep electrical workers safe. Every year, electrical workers are seriously injured or killed by contacting energized parts or being subjected to an electrical arc flash. To prevent these types of incidents, these workers and the organizations for which they work must understand and follow up-to-date electrical safety-related electrical work practices, maintenance requirements and administrative controls. One of the leading authorities on electrical safety is the National Fire Protection Association (NFPA). Their document number 70E is recognized by many regulatory authorities and organizations as the "best practices" for electrical safety.

4771

Categories: Arc Flash / NFPA 70E, Electrical Safety

Length: 14 minutes

© 2015

4658

Categories: Electrical Safety, Arc Flash / NFPA 70E

Length:26 minutes

© 2014

Attitude



Safety: What's Your Role?

When it comes to having a successful safety program, we all have a role to play, and the part played by each employee is defined by his or her actions and behaviors. This program tells the story of two serious workplace incidents from the point of view of those involved. Viewers will learn to recognize the behaviors and actions that contributed to the incidents.

Safety: What's Your Role? (Concise)

When it comes to having a successful safety program, we all have a role to play, and the part played by each employee is defined by his or her actions and behaviors. This program tells the story of two serious workplace incidents from the point of view of those involved. Viewers will learn to recognize the behaviors and actions that contributed to the incidents.

Safety First: Be Proud of That (3-Minute Safety Song)

This unique program is an upbeat music video that reinforces the importance of working safely. The song lyrics and imagery underscore the importance of always following safe work practices, wearing PPE, and speaking up for safety. Viewers will be inspired to "put safety first."

Safety Leadership for Everyone ^{ES}

Often the only difference between a world-class safety operation and a program struggling to move beyond regulatory compliance is the courage and willingness to put safety leadership into action. In this video, safety professional Tom Harvey discusses the traits that make a good a good safety leader. Several true-to-life situations in the workplace are used to illustrate his points. Stressed in the program is the fact that all of us can be safety leaders no matter what job or title we hold.

Topics include: connecting safety messages with actions, setting examples, why safety prizes often don't work, recognizing safe actions of co-workers, and employee-powered safety.

Safety Leadership: An Essential Safety Element ^{ES}

Every successful safety program is built on a foundation of essential elements. One such element is safety leadership. Safety leadership can be defined as the influence of a person's words or actions on the safety decisions made by others. In this safety training video, we will see how good safety leadership helps everyone make better safety decisions, while also illustrating how poor safety leadership can quickly undermine the entire safety process. Human nature tempts us to make a job easier or faster by making unsafe choices. The consistent presence of positive safety leadership helps all workers make wise safety decisions. It's important to note that safety leadership comes from everyone, including the newest employee, the experienced worker, the front line supervisor, and the plant manager. Safety leaders speak up and do not condone unsafe acts, nor do they take shortcuts to make a job easier or faster. Effective safety leadership must also include discipline and consistent rules enforcement from managers and supervisors. It's also important to understand that safety leaders don't have to be vocal. The quiet leadership exhibited by workers who always follow the safety rules also has a powerful effect.

5211

Categories: Attitude, Behavior Based Safety, Speak Up About Safety!

Length:17 minutes

© 2021

5212

Categories: Attitude, Behavior Based Safety, Speak Up About Safety!

Length:10 minutes

© 2021

5213

Categories: Attitude, Meeting Openers, Speak Up About Safety!

Length:3 minutes

© 2021

5043

Categories: Attitude, Behavior Based Safety

Length: 20

© 2003

4852

Categories: Attitude

Length: 14 minutes

© 2017



Safety Leadership: An Essential Safety Element (Concise) ^{ES}

Every successful safety program is built on a foundation of essential elements. One such element is safety leadership. Safety leadership can be defined as the influence of a person's words or actions on the safety decisions made by others. In this safety training video, we will see how good safety leadership helps everyone make better safety decisions, while also illustrating how poor safety leadership can quickly undermine the entire safety process. Human nature tempts us to make a job easier or faster by making unsafe choices. The consistent presence of positive safety leadership helps all workers make wise safety decisions. It's important to note that safety leadership comes from everyone, including the newest employee, the experienced worker, the front line supervisor, and the plant manager. Safety leaders speak up and do not condone unsafe acts, nor do they take shortcuts to make a job easier or faster. Effective safety leadership must also include discipline and consistent rules enforcement from managers and supervisors. It's also important to understand that Safety Leaders don't have to be vocal. The quiet leadership exhibited by workers who always follow the safety rules also has a powerful effect.



I Chose to Look the Other Way: Three Stories of Workplace Safety ^{ES}

In this new version of the popular safety poem "I Chose to Look the Other Way," viewers will witness examples of three common scenarios of workers not speaking up about safety. The storylines feature a failure to follow lockout/tagout, an employee neglecting to wear PPE, and a worker choosing not to wear fall protection as the primary causes of incidents that result in fatalities; however, your employees will learn that the root cause of each was a reluctance to speak up. They will be convinced that speaking up about unsafe acts is critical in the prevention of workplace injuries.



I Chose to Look the Other Way (Non-Graphic) ^{ES}

When employees are willing to speak to co-workers about unsafe acts, injuries can be prevented. This video dramatically tells the story of an employee who failed to speak up when witnessing an unsafe act. By choosing to look the other way, he allowed the needless death of a co-worker to occur. Based on the popular safety poem by Don Merrell, this program shows how speaking up about unsafe acts can save lives and help develop a positive safety culture. Verses from the poem are meshed with the video's action to deliver a stimulating safety message.



What's Your Excuse? (Concise Non-Graphic) ^{ES}

Excuses, excuses — we all have given and heard our share of excuses. We often make excuses so fast and with so little thought that we fail to realize how dangerous they can be. If we're lucky, we are able to learn the danger of using them to justify unsafe acts without experiencing permanent consequences. Luck, however, is just not something we can depend on to keep us safe and all too often our excuses have tragic results. To show these results, this program features many common workplace examples of people using excuses to justify unsafe acts. Our goal is to help viewers recognize risky excuses so they can stop, think, and make a better choice.



What's Your Excuse? (Concise) ^{ES}

Excuses, excuses — we all have given and heard our share of excuses. We often make excuses so fast and with so little thought that we fail to realize how dangerous they can be. If we're lucky, we are able to learn the danger of using them to justify unsafe acts without experiencing permanent consequences. Luck, however, is just not something we can depend on to keep us safe and all too often our excuses have tragic results. To show these results, this program features many common workplace examples of people using excuses to justify unsafe acts. Our goal is to help viewers recognize risky excuses so they can stop, think, and make a better choice.

4853

Categories: Attitude
Length: 9 minutes
© 2017

4660

Categories: Attitude, Behavior Based Safety, Speak Up About Safety!
Length: 13 minutes
© 2014

4246

Categories: Attitude, Behavior Based Safety, Speak Up About Safety!
Length: 12 minutes
© 2001

4652

Categories: Attitude
Length: 10 minutes
© 2008

4651

Categories: Attitude
Length: 10 minutes
© 2008



Back to Work, Back to Safety ^{ES}

Distraction, falling out of routine, reporting for work exhausted, forgetting about common hazards, not being aware of workplace changes, frustration, poor job planning and organization, depression and mood swings are all common contributors to workplace incidents after spending time away from work. This program explains and illustrates each of these issues through a series of examples, testimonials and incident reenactments. Viewers will learn many valuable safety lessons about the pitfalls workers experience when they return from vacation, extended illness, or other absence.



Back to Work, Back to Safety (Concise) ^{ES}

Distraction, falling out of routine, reporting for work exhausted, forgetting about common hazards, not being aware of workplace changes, frustration, poor job planning and organization, depression and mood swings are all common contributors to workplace incidents after spending time away from work. This program explains and illustrates each of these issues through a series of examples, testimonials and incident reenactments. Viewers will learn many valuable safety lessons about the pitfalls workers experience when they return from vacation, extended illness, or other absence.



Safety Decision Making ^{ES}

Many people assume that workers will choose to work safely simply because they don't want to get hurt. Unfortunately, our decision-making process isn't that simple. This program, hosted by safety professional Tom Harvey uses common examples, reenactments and a little humor to explain how humans are tempted to make unsafe choices by succumbing to the instant gratification of shortcuts, risk-taking and peer pressure. This program explains how our safety decision-making process works, and provides tips and techniques we can use to overcome our human nature and make safe choices rather than unsafe ones.

Topics include: why working safely goes against human nature, factors that influence the decision-making process, how outcomes of our actions affect future decisions, the concept of "normalized deviation," and creating a positive safety culture by offering and accepting safety feedback.



It's Up to Me (Non-Graphic)

This program makes clear that our standard excuses such as "I thought someone else would do it" or "that's not my job" are unacceptable when it comes to preventing injuries. Through several accident scenarios, meshed with stanzas from the powerful safety poem "It's Up To Me," viewers will see both the right way and wrong way to respond to unsafe situations. After watching this video your employees will be compelled to report or correct unsafe situations and understand that an injury-free work place is "up to me."



It's Up to Me (Concise) ^{ES}

This program makes clear that our standard excuses such as "I thought someone else would do it" or "that's not my job" are unacceptable when it comes to preventing injuries. Through several accident scenarios, meshed with stanzas from the powerful safety poem "It's Up To Me," viewers will see both the right way and wrong way to respond to unsafe situations. After watching this video your employees will be compelled to report or correct unsafe situations and understand that an injury-free work place is "up to me."

4308

Categories: Attitude, Off Job Safety, Winter / Holiday Safety
Length: 20 minutes
© 2013

4309

Categories: Attitude, Off Job Safety, Winter / Holiday Safety
Length: 10 minutes
© 2013

4280

Categories: Attitude, Behavior Based Safety
Length: 19 minutes
© 2012

4245

Categories: Attitude, Behavior Based Safety
Length: 14 minutes
© 2003

3886

Categories: Attitude, Behavior Based Safety
Length: 11 minutes
© 2003



Knock It Off! ES

Jeff “Odie” Espenship is a United States Air Force A-1 Warthog fighter pilot and international airline pilot. As a popular motivational speaker, Odie uses his unique experiences to connect with audiences and explain how to work safely in a high-risk and sometimes dangerous environment. Odie is also the founder and owner of Target Leadership, an organization dedicated to teaching safety leadership and creating a positive safety culture. In this program, Odie discusses the concept of calling a “knock it off” immediately when recognizing dangerous behavior, while his friend and fellow fighter pilot Wes Sharp encourages viewers to speak up and tell co-workers to “keep off the grass” when they witness an unsafe act. While recalling personal experiences from their military careers involving “knock it off” and “keep off the grass,” Odie and Wes teach essential lessons that can be applied to any work environment.



Knock It Off! (Concise)

Jeff “Odie” Espenship is a United States Air Force A-1 Warthog fighter pilot and international airline pilot. As a popular motivational speaker, Odie uses his unique experiences to connect with audiences and explain how to work safely in a high-risk and sometimes dangerous environment. Odie is also the founder and owner of Target Leadership, an organization dedicated to teaching safety leadership and creating a positive safety culture. In this program, Odie discusses the concept of calling a “knock it off” immediately when recognizing dangerous behavior, while his friend and fellow fighter pilot Wes Sharp encourages viewers to speak up and tell co-workers to “keep off the grass” when they witness an unsafe act. While recalling personal experiences from their military careers involving “knock it off” and “keep off the grass,” Odie and Wes teach essential lessons that can be applied to any work environment.



Leading Indicators: The Tenerife Tragedy

The worst aviation accident in history occurred in 1977 when two 747 jets collided on the island of Tenerife, killing 583 people. Just like hazardous situations that lead to injuries in the workplace, there were several “leading indicators” or warning signs preceding the collision that warned of impending danger. In this presentation, fighter pilot and safety speaker Jeff “Odie” Espenship discusses the three leading indicators that led to this tragedy and encourages viewers to slow down, re-plan and refocus when these warnings appear in our workplaces.



Leading Indicators: It’s the Little Things ES

Jeff “Odie” Espenship is a United States Air Force A-1 Warthog fighter pilot and also an international airline pilot. As a flight leader, he knows what it takes to operate safely in a high-risk and sometimes dangerous work environment. In this dynamic presentation, Odie discusses his experiences involving shortcuts and complacency as a pilot and how they relate to common workplace situations. Because these leading indicators tend to snowball and contribute to accidents, he stresses that employees must always be aware of the “little things” and take action when they tempt us or our co-workers to perform unsafe acts.



Leading Indicators: It’s the Little Things (Concise) ES

Jeff “Odie” Espenship is a United States Air Force A-1 Warthog fighter pilot and also an international airline pilot. As a flight leader, he knows what it takes to operate safely in a high-risk and sometimes dangerous work environment. In this dynamic presentation, Odie discusses his experiences involving shortcuts and complacency as a pilot and how they relate to common workplace situations. Because these leading indicators tend to snowball and contribute to accidents, he stresses that employees must always be aware of the “little things” and take action when they tempt us or our co-workers to perform unsafe acts.



Take Time for Safety

In our busy lives, we are often faced with time-management choices. When given the chance, we must always choose safety over time savings, because rushing causes us to lose focus, skip steps, and make bad decisions. In fact, the time we spend staying safe is time well spent. In this program, workers learn the very real hazards associated with rushing and being in a hurry. Through various examples, viewers will learn to recognize the symptoms of becoming rushed, why “hurried working” is so dangerous and what steps they can take to stay safe. The program also makes the point that being in a hurry is not the real cause of incidents and injuries, but rather a symptom of poor planning, poor choices, and poor time-management — all of which can be prevented by proper preparation and organization.



Take Time for Safety (Concise) ES

In our busy lives, we are often faced with time-management choices. When given the chance, we must always choose safety over time savings, because rushing causes us to lose focus, skip steps, and make bad decisions. In fact, the time we spend staying safe is time well spent. In this program, workers learn the very real hazards associated with rushing and being in a hurry. Through various examples, viewers will learn to recognize the symptoms of becoming rushed, why “hurried working” is so dangerous and what steps they can take to stay safe. The program also makes the point that being in a hurry is not the real cause of incidents and injuries, but rather a symptom of poor planning, poor choices, and poor time-management — all of which can be prevented by proper preparation and organization.



Safety’s Top 10 Causes of Workplace Injuries ES

While the top 1 lists you see in magazines and on late night talk shows are created to get laughs, the list in this program focuses on a subject that is no laughing matter: causes of workplace injuries. With disturbing regularity, thousands of employees and contractors are injured or killed while on the job each year. Some people make the mistake of calling these types of incidents “accidents” and chalk them up to just “bad luck” or just being “in the wrong place at the wrong time,” but safety professionals know better. Injury statistics show that the same types of incidents continue to occur over and over again. Viewers will see the top 10 causes of these incidents listed from 10 to one, but more importantly, they will learn how workplace injuries can be prevented.

Topics include: the prevention of the following causes of workplace injuries: workplace violence, repetitive motion injuries, body parts being caught in or crushed by equipment, motor vehicle collisions, the body being struck by objects, the body striking against objects, falls to lower levels, same-level slips and falls, overexertion, and unsafe acts.



Complacency in the Workplace: Sandy’s Story

A Bronze Winner of the 35th Annual Telly Awards. Complacency — we’ve all heard the word. We’ve been warned about it. Butch Evans never thought he was complacent about his safety. But we’ll never know what he was thinking during the safety meeting on lockout/tagout. We’ll never know because three minutes after the meeting, Butch was dead. In this dramatic heart felt video, Butch’s mother, Sandy, tells the tragic story of the loss of her son. She tells this story to help save others from the heartbreak she came to know the day Butch was killed on the job.



Responsibility — Stay in Control

People don’t come to work planning on being injured or even working unsafely. Yet everyday, hundreds of people are injured and killed at work. Often because they gave up control of their safety. This safety video shows how we need to prevent outside forces like time, emotions, peer pressure or distractions from taking control of our safety.

4057

Categories: Attitude, Behavior Based Safety
Length: 16 minutes
© 2011

4058

Categories: Attitude, Behavior Based Safety
Length: 10 minutes
© 2011

4038

Categories: Attitude
Length: 21 minutes
© 2010

4649

Categories: Attitude, Behavior Based Safety, True Safety Stories
Length: 12 minutes
© 2014

4648

Categories: Attitude
Length: 10 minutes
© 2014



What Would You Say? ^{ES}

We all occasionally witness unsafe behavior. But talking with our co-workers about safety can be difficult. We don't want to hurt feelings, we don't want to make people mad. But we don't want anyone to get hurt. This new video helps us learn to effectively communicate with our co-workers when we see them behaving unsafely. What Would You Say? features three potentially hazardous workplace incidents in which workers confront each other about the hazards. In each incident, examples of poor communication are demonstrated. Then examples of effective and positive communication techniques are demonstrated. Techniques that we can all use, on the job and off.

This video focuses on easy-to-use communication techniques including: be positive, show that you are concerned about their safety, explain the consequences of the hazard or unsafe behavior, be specific with your comments. The video also helps us learn to respond in a positive way if someone is pointing out our unsafe actions. Suitable for new and experienced employees in a wide variety of settings.

Available in eight languages.



What Would You Say? (Concise) ^{ES}

We all occasionally witness unsafe behavior. But talking with our co-workers about safety can be difficult. We don't want to hurt feelings, we don't want to make people mad. But we don't want anyone to get hurt. This new video helps us learn to effectively communicate with our co-workers when we see them behaving unsafely. What Would You Say? features three potentially hazardous workplace incidents in which workers confront each other about the hazards. In each incident, examples of poor communication are demonstrated. Then examples of effective and positive communication techniques are demonstrated. Techniques that we can all use, on the job and off.

This video focuses on easy to use communication techniques including: be positive, show that you are concerned about their safety, explain the consequences of the hazard or unsafe behavior, be specific with your comments. The video also helps us learn to respond in a positive way if someone is pointing out our unsafe actions. Suitable for new and experienced employees in a wide variety of settings.

Available in eight languages.



It Only Takes a Second – Discussion Version ^{ES}

This expanded version of the best selling safety video “It Only Takes a Second” is designed to stimulate viewer discussion and participation. This version includes eighteen dramatic safety mishaps plus the action that led to the mishap as well as the “right way” actions that could have prevented the mishap. The program can be used for a variety of training purposes including: accident investigation training, new employee safety training, general safety awareness training. A pause point follows each incident, allowing viewers to identify and discuss the factors that contributed to the mishap, as well suggesting measures that would have prevented the mishap. After each pause point, the right way procedures and preventative measures are shown. The mishaps are grouped according to the type of incident, such as driving, slips and falls, PPE, machine guarding, and safe operating procedures. The video can be presented in segments that focus on a particular topic, or it can be utilized in its entirety during one training session.



The Kevin Bailey Story ^{ES}

This unique and powerful presentation documents the devastating consequences of poor safety practices. Kevin Bailey suffered a traumatic amputation of his right leg at the hip and devastating injuries to his left leg after being caught in a powerful rotating shaft. As Kevin fights for his life, the video shows how this type of injury affects not just Kevin, but his entire family.

3316

Categories: Attitude,
Speak Up About Safety!
Length: 15 minutes
© 2006



3705

Categories: Attitude,
Speak Up About Safety!
Length: 10 minutes
© 2007



3124

Categories: Attitude
Length: 25 minutes
© 2001



1137

Categories: Attitude,
True Safety Stories
Length: 15 minutes
© 2001

I Chose to Look the Other Way ^{ES}

When employees are willing to speak to co-workers about unsafe acts, injuries can be prevented. This video dramatically tells the story of an employee who failed to speak up when witnessing an unsafe act. By choosing to look the other way, he allowed the needless death of a co-worker to occur. Based on the popular safety poem by Don Merrell, this program shows how speaking up about unsafe acts can save lives and help develop a positive safety culture. Verses from the poem are meshed with the video's action to deliver a stimulating safety message.

I Chose to Look the Other Way (Concise) ^{ES}

When employees are willing to speak to co-workers about unsafe acts, injuries can be prevented. This video dramatically tells the story of an employee who failed to speak up when witnessing an unsafe act. By choosing to look the other way, he allowed the needless death of a co-worker to occur. Based on the popular safety poem by Don Merrell, this program shows how speaking up about unsafe acts can save lives and help develop a positive safety culture. Verses from the poem are meshed with the video's action to deliver a stimulating safety message.

The Kevin Bailey Story (Concise) ^{ES}

This unique and powerful presentation documents the devastating consequences of poor safety practices. Kevin Bailey suffered a traumatic amputation of his right leg at the hip and devastating injuries to his left leg after being caught in a powerful rotating shaft. As Kevin fights for his life, the video shows how this type of injury affects not just Kevin, but his entire family.

Shattered: The Jeff Walters Story ^{ES}

This program combines testimonials, a live presentation and reenactments to teach important safety lessons! Jeff Walters, a young newlywed, was more interested in earning the respect of his co-workers than being concerned for his own safety. He saw a broken limit switch on a 19-foot elevated conveyor as his opportunity to impress his co-workers with his abilities and willingness to do whatever it takes to get a job done. After climbing the conveyor without doing a lockout or wearing fall protection, Jeff fell 19 feet to a concrete floor when the conveyor started unexpectedly. In this program, Jeff talks about his poor decisions that day and how they continue to impact him and his family. This program teaches the critical safety lesson that risk-taking is never worth it and that any supposed reward of a shortcut is only a façade.

Shattered: The Jeff Walters Story (Concise) ^{ES}

This program combines testimonials, a live presentation and reenactments to teach important safety lessons! Jeff Walters, a young newlywed, was more interested in earning the respect of his co-workers than being concerned for his own safety. He saw a broken limit switch on a 19-foot elevated conveyor as his opportunity to impress his co-workers with his abilities and willingness to do whatever it takes to get a job done. After climbing the conveyor without doing a lockout or wearing fall protection, Jeff fell 19 feet to a concrete floor when the conveyor started unexpectedly. In this program, Jeff talks about his poor decisions that day and how they continue to impact him and his family. This program teaches the critical safety lesson that risk-taking is never worth it and that any supposed reward of a shortcut is only a façade.

3175

Categories: Attitude,
Behavior Based Safety,
Speak Up About Safety!
Length: 12 minutes
© 2001

3665

Categories: Attitude,
Behavior Based Safety,
Speak Up About Safety!
Length: 5 minutes
© 2001

3985

Categories: Attitude,
True Safety Stories
Length: 9 minutes
© 2001

3977

Categories: Attitude,
Lockout/Tagout,
True Safety Stories
Length: 17 minutes
© 2010

3978

Categories: Attitude,
Lockout/Tagout,
True Safety Stories
Length: 10 minutes
© 2010



Just A Second Ago: The Brad Livingston Story ES

When Brad Livingston decided to violate procedures, participate in a shortcut and condone the unsafe actions of a co-worker, his world was literally blown apart in a matter of seconds. As Brad was engulfed in flames, he fully expected to die, but thoughts of his three young daughters inspired him to fight for his life. In this motivational presentation, Brad humbly points out how his choices and decisions that day contributed to the death of a co-worker, life-changing injuries to himself and unimaginable grief and trauma to his wife Bobbi and their three young daughters. To prevent others from making the same mistakes he did, Brad motivates his audience to maintain a proper safety perspective and helps them truly understand why they must work safely every day. Your facility's safety culture will improve when workers hear the lessons shared by Brad Livingston!



Just A Second Ago: The Brad Livingston Story (Concise) ES

When Brad Livingston decided to violate procedures, participate in a shortcut and condone the unsafe actions of a co-worker, his world was literally blown apart in a matter of seconds. As Brad was engulfed in flames, he fully expected to die, but thoughts of his three young daughters inspired him to fight for his life. In this motivational presentation, Brad humbly points out how his choices and decisions that day contributed to the death of a co-worker, life-changing injuries to himself, and unimaginable grief and trauma to his wife Bobbi and their three young daughters. To prevent others from making the same mistakes he did, Brad motivates his audience to maintain a proper safety perspective and helps them truly understand why they must work safely every day. Your facility's safety culture will improve when workers hear the lessons shared by Brad Livingston!



Ready, Willing and Able: Giving and Accepting Constructive Safety Feedback (Concise) ES

Employees being ready, willing and able to give and accept constructive safety feedback is one of the most powerful and effective ways to improve workplace safety. In this unique presentation, Safety Professional Tom Harvey encourages viewers to have the confidence and courage to engage in a constructive safety conversation when a safety problem arises. He also reviews the guidelines that we all should follow once we make the commitment to get involved in the feedback process. Real-world examples of workers communicating with one another are used to illustrate how positive reinforcement is a far better method of encouraging safe behavior than giving negative feedback and criticism.



Brian's Story: You Can Make A Difference ES

Jeff Bell received the phone call that every parent fears. His son Brian, a young man full of potential and promise, had been killed on the job. In this powerful presentation, Jeff Bell introduces his son Brian and takes the audience step by step through the events leading to his death. During his presentation, Jeff, an experienced safety facilitator for a large paper mill, takes every opportunity to explain what is required to prevent such tragedies.



Brian's Story: You Can Make A Difference (Concise) ES

Jeff Bell received the phone call that every parent fears. His son Brian, a young man full of potential and promise, had been killed on the job. In this powerful presentation, Jeff Bell introduces his son Brian and takes the audience step by step through the events leading to his death. During his presentation, Jeff, an experienced safety facilitator for a large paper mill, takes every opportunity to explain what is required to prevent such tragedies.

3911

Categories: Attitude, True Safety Stories

Length: 20 minutes
© 2009

3957

Categories: Attitude, True Safety Stories

Length: 10 minutes
© 2009

3955

Categories: Attitude, Speak Up About Safety!

Length: 10 minutes
© 2008

3833

Categories: Attitude, Behavior Based Safety, True Safety Stories

Length: 20 minutes
© 2008

3954

Categories: Attitude, Behavior Based Safety, True Safety Stories

Length: 10 minutes
© 2008



Think and Be Safe ES

While working as a paramedic and firefighter, Martin Lesperance frequently hears injury victims say "I just wasn't thinking" or "I didn't think." If not thinking causes their pain and suffering, then thinking about safety could prevent their pain, suffering and possibly even death. In this new live presentation, Martin uses his on-the-job experiences to show that taking a moment to think and act on safety can make a huge difference in our lives and the lives of our families.



Think and Be Safe (Concise) ES

While working as a paramedic and firefighter, Martin Lesperance frequently hears injury victims say "I just wasn't thinking" or "I didn't think." If not thinking causes their pain and suffering, then thinking about safety could prevent their pain, suffering and possibly even death. In this new live presentation, Martin uses his on-the-job experiences to show that taking a moment to think and act on safety can make a huge difference in our lives and the lives of our families.



Safety's Most Wanted ES

In this episode of "Safety's Most Wanted," we investigate the tendencies and modes of operation of three injury instigators: uncorrected hazards, shortcuts, and complacency. Through undercover interviews, victim statements and reenactments, viewers will see how these culprits contribute to injuries and fatalities in our workplaces and homes. Our goal is to keep these dangerous characters from lurking in the shadows by identifying them and putting them out of business.



Safety's Most Wanted (Concise) ES

In this episode of "Safety's Most Wanted," we investigate the tendencies and modes of operation of three injury instigators: Uncorrected Hazards, Shortcuts and Complacency. Through undercover interviews, victim statements and reenactments, viewers will see how these culprits contribute to injuries and fatalities in our workplaces and homes. Our goal is to keep these dangerous characters from lurking in the shadows by identifying them and putting them out of business.



Safety's Most Wanted Episode II: The Accomplices ES

"Don't be an accomplice to unsafe acts" is the theme of this second episode of our popular "Safety's Most Wanted" Series. Our host, Tom Clark, shines the spotlight on three injury-causing culprits: the prankster horseplay, the "get it done" cowboy, and the infectious apathy are each exposed as a source of workplace injury. Through co-worker interviews, incident reenactments and testimony from the culprits themselves, viewers learn how to defeat these safety culprits and maintain a safe workplace. Each of the safety villains in this program require accomplices in order to thrive. The viewer will learn that we can all help create a safer workplace by refusing to participate in horseplay, not calling on the cowboy to get it done, and refusing to be infected with someone else's apathy towards safety.

3609

Categories: Attitude, Martin Lesperance

Length: 18 minutes
© 200

3933

Categories: Attitude, Martin Lesperance

Length: 10 minutes
© 2007

3485

Categories: Attitude
Length: 15 minutes
© 2006

3901

Categories: Attitude
Length: 9 minutes
© 2006

3730

Categories: Attitude
Length: 19 minutes
© 2007



Safety’s Most Wanted Episode II: The Accomplices (Concise) ^{ES}

“Don’t be an accomplice to unsafe acts” is the theme of this second episode of our popular “Safety’s Most Wanted” Series. Our host Tom Clark shines the spotlight on three injury-causing culprits: the prankster horseplay, the “get it done” cowboy, and the infectious apathy are each exposed as a source of workplace injury. Through co-worker interviews, incident reenactments and testimony from the culprits themselves, viewers learn how to defeat these safety culprits and maintain a safe workplace. Each of the safety villains in this program require accomplices in order to thrive. The viewer will learn that we can all help create a safer workplace by refusing to participate in horseplay, not calling on the cowboy to get it done and refusing to be infected with someone else’s apathy towards safety.



The Bernie Inman Story ^{ES}

Bernie and Sheila Inman’s world was turned upside down when Bernie suffered horrific injuries at work, leaving him in a coma with a grim prognosis: no chance of meaningful recovery. If he were to survive, the doctors predicted he would be blind, brain damaged and completely paralyzed. In this program, Bernie and Sheila candidly discuss the events leading to Bernie’s injuries, and in the process deliver a powerful message on the importance of safety awareness, safe work practices and the far-reaching effects of a workplace injury. After listening to Bernie and Sheila’s message, viewers of this unique presentation will understand the importance of seemingly simple safety choices and decisions. Bernie does not know or understand why he survived his ordeal, but he insists on turning his tragedy into a positive by sharing his story with others.

Topics include: complacency and shortcuts, how your choices affect others, PPE, ripple effects of an injury, and reasons to work safely.



The Bernie Inman Story (Concise) ^{ES}

Bernie and Sheila Inman’s world was turned upside down when Bernie suffered horrific injuries at work, leaving him in a coma with a grim prognosis: no chance of meaningful recovery. If he were to survive, the doctors predicted he would be blind, brain damaged and completely paralyzed. In this program, Bernie and Sheila candidly discuss the events leading to Bernie’s injuries, and in the process deliver a powerful message on the importance of safety awareness, safe work practices and the far-reaching effects of a workplace injury. After listening to Bernie and Sheila’s message, viewers of this unique presentation will understand the importance of seemingly simple safety choices and decisions. Bernie does not know or understand why he survived his ordeal, but he insists on turning his tragedy into a positive by sharing his story with others.

Topics include: complacency and shortcuts, how your choices affect others, PPE, ripple effects of an injury, and reasons to work safely.

3899

Categories: Attitude

Length: 12 minutes

© 2007

3349

Categories: Attitude, True Safety Stories

Length: 20 minutes

© 2006

3897

Categories: Attitude, True Safety Stories

Length: 12 minutes

© 2006



One Will Die: The John Martin Story ^{ES}

A true story about attitudes, behaviors, and consequences. This video contains valuable safety lessons for any organization and drives home the importance of developing a true culture of safety. John Martin was a risk-taker and everyone knew it. When John and others took shortcuts to be more productive, it created tension among co-workers who were perceived as being slow. John Martin was asked to service a large pump that was underneath a 25,000-gallon cooking vessel containing black liquor, a hot, caustic liquid used to cook wood chips in the paper industry. An inexperienced operator opened the valve, blasting John with thousands of gallons of the hot, caustic liquid. John was burned over 70% of his body and his eyes were badly damaged. John was not expected to survive his injuries. John Martin did survive and has overcome his burn injuries and over six eye surgeries. By examining the various actions, attitudes, and behaviors that contributed to his incident, John helps others find ways to improve their own safety. This program will benefit all employees, managers and supervisors.



One Will Die: The John Martin Story (Concise)

A true story about attitudes, behaviors, and consequences. This video contains valuable safety lessons for any organization and drives home the importance of developing a true culture of safety. John Martin was a risk-taker and everyone knew it. When John and others took shortcuts to be more productive, it created tension among co-workers who were perceived as being slow. John Martin was asked to service a large pump that was underneath a 25,000-gallon cooking vessel containing black liquor, a hot, caustic liquid used to cook wood chips in the paper industry. An inexperienced operator opened the valve, blasting John with thousands of gallons of the hot, caustic liquid. John was burned over 70% of his body and his eyes were badly damaged. John was not expected to survive his injuries. John Martin did survive and has overcome his burn injuries and over six eye surgeries. By examining the various actions, attitudes, and behaviors that contributed to his incident, John helps others find ways to improve their own safety. This program will benefit all employees, managers and supervisors.



One Will Die: The John Martin Story (Non-Graphic) ^{ES}

A true story about attitudes, behaviors and consequences. It contains valuable safety lessons for any organization and drives home the importance of developing a true culture of safety. John Martin was a risk-taker and everyone knew it. When John and others took shortcuts to be more productive, it created tension among co-workers who were perceived as being slow. John Martin was asked to service a large pump that was underneath a 25,000-gallon cooking vessel containing black liquor, a hot, caustic liquid used to cook wood chips in the paper industry. An inexperienced operator opened the valve, blasting John with thousands of gallons of the hot, caustic liquid. John was burned over 70% of his body and his eyes were badly damaged. Although John was not expected to survive his injuries, he did survive and has overcome his burn injuries and over six eye surgeries. By examining the various actions, attitudes, and behaviors that contributed to his incident, John helps others find ways to improve their own safety. This program will benefit all employees, managers, and supervisors.

3280

Categories: Attitude, True Safety Stories, Behavior Based Safety

Length: 22 minutes

© 2005

3331

Categories: Attitude, True Safety Stories

Category3: Behavior Based Safety

Length: 12 minutes

© 2005

1464

Categories: Attitude, True Safety Stories, Behavior Based Safety

Length: 19 minutes

© 2005



The Line of Fire ^{ES}

The line separating safety from danger is sometimes quite small. To avoid crossing that line, we must: 1) Always be aware of the hazards around us. 2) Understand the machines and operations in our work areas. 3) Take the time to think about the possible consequences that may result from where we place our bodies or the actions we perform. When we do this, we can avoid suddenly finding ourselves in the line of fire. This program discusses many workplace hazards and outlines general principles that can help employees prevent these hazards from causing serious injuries and deaths. Featured are several incidents that illustrate the consequences of not noticing when we are in harm's way.

Topics include: hazards presented by gravity, moving machinery, flying debris and projectiles, automated equipment, moving vehicles, contact with stationary hazards, and the importance of observation and feedback.



The Line of Fire (Concise) ^{ES}

The line separating safety from danger is sometimes quite small. To avoid crossing that line, we must: 1) always be aware of the hazards around us, 2) understand the machines and operations in our work areas, 3) take the time to think about the possible consequences that may result from where we place our bodies or the actions we perform. When we do this, we can avoid suddenly finding ourselves in the line of fire. This program discusses many workplace hazards and outlines general principles that can help employees prevent these hazards from causing serious injuries and deaths. Featured are several incidents that illustrate the consequences of not noticing when we are in harm's way.

Topics include: hazards presented by gravity, moving machinery, flying debris and projectiles, automated equipment, moving vehicles, contact with stationary hazards, and the importance of observation and feedback.



The Line of Fire (Non-Graphic) ^{ES}

The line separating safety from danger is sometimes quite small. To avoid crossing that line, we must: 1) always be aware of the hazards around us, 2) understand the machines and operations in our work areas, and 3) take the time to think about the possible consequences that may result from where we place our bodies or the actions we perform. When we do these, we can avoid suddenly finding ourselves in the line of fire. This program discusses many workplace hazards and outlines general principles that can help employees prevent these hazards from causing serious injuries and deaths. Featured are several incidents that illustrate the consequences of not noticing when we are in harm's way.

Topics include: hazards presented by gravity, moving machinery, flying debris and projectiles, automated equipment, moving vehicles, contact with stationary hazards, and the importance of observation and feedback.



Ready, Willing and Able: Giving and Accepting Constructive Safety Feedback ^{ES}

Employees being ready, willing and able to give and accept constructive safety feedback is one of the most powerful and effective ways to improve workplace safety. In this unique presentation, Safety Professional Tom Harvey encourages viewers to have the confidence and courage to engage in a constructive safety conversation when a safety problem arises. He also reviews the guidelines that we all should follow once we make the commitment to get involved in the feedback process. Real-world examples of workers communicating with one another are used to illustrate how positive reinforcement is a far better method of encouraging safe behavior than giving negative feedback and criticism.

3307

Categories: Attitude, Hazard Recognition
Length: 13 minutes
© 2005

3341

Categories: Attitude, Hazard Recognition
Length: 9 minutes
© 2005

3843

Categories: Attitude, Hazard Recognition
Length: 13 minutes
© 2005

3893

Categories: Attitude, Speak Up About Safety!
Length: 23 minutes
© 2008



Don't Bet Your Life on Unsafe Acts ^{ES}

Even though workers don't start the day planning to gamble their lives by committing unsafe acts, it often turns out that way. The video examines some of the reasons employees choose to place their lives in danger by taking shortcuts or by passing safety rules. It helps us recognize and avoid that risky behavior.

The video features four re-enactments involving electrical work, confined space entry, fall protection, and welding.



Don't Bet Your Life on Unsafe Acts (Concise) ^{ES}

Even though workers don't start the day planning to gamble their lives by committing unsafe acts, it often turns out that way. The video examines some of the reasons employees choose to place their lives in danger by taking shortcuts or by passing safety rules. It helps us recognize and avoid that risky behavior.

The video features four re-enactments involving electrical work, confined space entry, fall protection, and welding.



Don't Bet Your Life on Unsafe Acts (Non-Graphic) ^{ES}

Even though workers don't start the day planning to gamble their lives by committing unsafe acts, it often turns out that way. The video examines some of the reasons employees choose to place their lives in danger by taking shortcuts or by passing safety rules. It helps us recognize and avoid that risky behavior.

The video features four re-enactments involving electrical work, confined space entry, fall protection, and welding.



Promises, Promises ^{ES}

We all make promises — to our friends, to loved ones and to ourselves. In this program, viewers will see how the choices and decisions we make about personal safety, both on and off the job, impact our ability to keep those promises. Featured are the stories of two families, each with its own hopes and dreams. These dreams, unfortunately, are shattered by poor safety choices involving lockout/tagout, and seatbelt and cell phone use while driving. Your employees will always remember the video's universal theme: seemingly minor safety decisions can have huge unintended consequences. The program ends with an upbeat message, as we see the family members who made a poor decision be given a second chance to do things the right way and see their promises fulfilled.



Promises, Promises (Non-Graphic) ^{ES}

We all make promises — to our friends, to loved ones and to ourselves. In this program, viewers will see how the choices and decisions we make about personal safety both on and off the job impact our ability to keep those promises. Featured are the stories of two families, each with its own hopes and dreams. These dreams, unfortunately, are shattered by poor safety choices involving lockout/tagout, and seatbelt and cell phone use while driving. Your employees will always remember the video's universal theme: seemingly minor safety decisions can have huge unintended consequences. The program ends with an upbeat message, as we see the family members who made a poor decision be given a second chance to do things the right way and see their promises fulfilled.

3247

Categories: Attitude
Length: 14 minutes
© 2004

3885

Categories: Attitude
Length: 10 minutes
© 2004

2449

Categories: Attitude
Length: 14 minutes
© 2014

1430

Categories: Attitude, Behavior Based Safety
Length: 14 minutes
© 2004

1431

Categories: Attitude, Behavior Based Safety
Length: 14 minutes
© 2004



Promises, Promises (Concise) ES

We all make promises — to our friends, to loved ones and to ourselves. In this program, viewers will see how the choices and decisions we make about personal safety both on and off the job impact our ability to keep those promises. Featured are the stories of two families, each with its own hopes and dreams. These dreams, unfortunately, are shattered by poor safety choices involving lockout/tagout, and seatbelt and cell phone use while driving. Your employees will always remember the video’s universal theme: seemingly minor safety decisions can have huge unintended consequences. The program ends with an upbeat message, as we see the family members who made a poor decision be given a second chance to do things the right way and see their promises fulfilled.



There’s No Excuse for Unsafe Acts ES

Unsafe acts always have the potential to cause injury or death no matter the excuse or justification used to commit them. That’s the theme of this fast-paced new program that stresses to viewers that they must put safety first in every job they perform by wearing proper protective equipment, following safe work practices, using the correct tool for the job, and asking for assistance when unsure how to proceed safely. The video also underscores the point that injuries that result from making excuses to commit unsafe acts aren’t accidents, they are the consequences of our purposely placing ourselves in harm’s way.



What’s Your Excuse? ES

Excuses, excuses — we all have given and heard our share of excuses. We often make excuses so fast and with so little thought that we fail to realize how dangerous they can be. If we’re lucky, we are able to learn the danger of using them to justify unsafe acts without experiencing permanent consequences. Luck, however, is just not something we can depend on to keep us safe and all too often our excuses have tragic results. To show these results, this program features many common workplace examples of people using excuses to justify unsafe acts. Our goal is to help viewers recognize risky excuses so they can stop, think, and make a better choice.



What’s Your Excuse? (Non-Graphic) ES

Excuses, excuses — we all have given and heard our share of excuses. We often make excuses so fast and with so little thought that we fail to realize how dangerous they can be. If we’re lucky, we are able to learn the danger of using them to justify unsafe acts without experiencing permanent consequences. Luck, however, is just not something we can depend on to keep us safe and all too often our excuses have tragic results. To show these results, this program features many common workplace examples of people using excuses to justify unsafe acts. Our goal is to help viewers recognize risky excuses so they can stop, think, and make a better choice.



Do It for Me ES

In this unique safety presentation, we witness children using common excuses not to wear safety gear: It’s uncomfortable, Don’t worry, nothing will happen to me, etc. Of course, the parents do not give in to these childish excuses and explain to their children why safety rules must be followed. But when the kids discover their parents using those same childish excuses at work, they wonder how their parents’ attitudes would change if their children were to come to work with them. As each child begins to perform the same job tasks as their parents, the adults’ safety attitudes quickly change, explaining how important workplace safety is and insisting that the children follow procedures and wear proper protective equipment. The children then drive home the point that the adults should protect themselves at work with the same passion with which they would protect their child. They also explain that the adults should be just as quick to stop an adult co-worker from committing the same types of unsafe acts, “because everybody is somebody’s child.”

3884

Categories: Attitude, Behavior Based Safety
Length: 10 minutes
© 2004

3881

Categories: Attitude, Behavior Based Safety
Length: 8 minutes
© 2008

3808

Categories: Attitude
Length: 16 minutes
© 2008

3809

Categories: Attitude
Length: 16 minutes
© 2008

3692

Categories: Attitude
Length: 16 minutes
© 2007



Do It for Me (Concise) ES

In this unique safety presentation, we witness children using common excuses not to wear safety gear: It’s uncomfortable, Don’t worry, nothing will happen to me, etc. Of course, the parents do not give in to these childish excuses and explain to their children why safety rules must be followed. But when the kids discover their parents using those same childish excuses at work, they wonder how their parents’ attitudes would change if their children were to come to work with them. As each child begins to perform the same job tasks as their parents, the adults’ safety attitudes quickly change, explaining how important workplace safety is and insisting that the children follow procedures and wear proper protective equipment. The children then drive home the point that the adults should protect themselves at work with the same passion with which they would protect their child. They also explain that the adults should be just as quick to stop an adult co-worker from committing the same types of unsafe acts, “because everybody is somebody’s child.”

3836

Categories: Attitude
Length: 10 minutes
© 2007

3194

Categories: Attitude, Behavior Based Safety, Martin Lesperance
Length: 22 minutes
© 2001

3220

Categories: Attitude, Behavior Based Safety, Martin Lesperance
Length: 12 minutes
© 2001

3414

Categories: Attitude, High-Impact, Safety Orientation
Length: 19 minutes
© 2001

3375

Categories: Attitude, Behavior Based Safety
Length: 11 minutes
© 2003



Accidents Aren’t Just One of Those Things

With two years of experience as a firefighter and paramedic, Martin Lesperance has treated thousands of injuries and medical emergencies that have resulted from the poor choices and decisions people make every day. As a best-selling author and popular safety speaker, Martin takes his experiences and molds them into entertaining and thought-provoking safety presentations. In this program, Martin addresses many important safety issues that all employees need to hear.



Accidents Aren’t Just One of Those Things (Concise) ES

With two years of experience as a firefighter and paramedic, Martin Lesperance has treated thousands of injuries and medical emergencies that have resulted from the poor choices and decisions people make every day. As a best-selling author and popular safety speaker, Martin takes his experiences and molds them into entertaining and thought-provoking safety presentations. In this program, Martin addresses many important safety issues that all employees need to hear.



High-Impact Workplace Safety ES

While no one plans to be killed or injured at work, all too often this is what happens when workplace safety is not at the top of our “to do” list each day. Staying safe on the job doesn’t just happen, it takes effort and commitment from everyone. Featured in this program are several workplace injury scenarios that show the consequences of unsafe acts and how the job could have been done the “right way.”



Safety Leadership for Everyone (Concise) ES

Often the only difference between a world-class safety operation and a program struggling to move beyond regulatory compliance is the courage and willingness to put safety leadership into action. In this video, safety professional Tom Harvey discusses the traits that make a good a good safety leader. Several true-to-life situations in the workplace are used to illustrate his points. Stressed in the program is the fact that all of us can be safety leaders no matter what job or title we hold.

Topics include: connecting safety messages with actions, setting examples, why safety prizes often don’t work, recognizing safe actions of co-workers, and employee-powered safety.



High-Impact Workplace Safety [Concise] ^{ES}

While no one plans to be killed or injured at work, all too often this is what happens when workplace safety is not at the top of our “to do” list each day. Staying safe on the job doesn’t just happen, it takes effort and commitment from everyone. Featured in this program are several workplace injury scenarios that show the consequences of unsafe acts and how the job could have been done the “right way.”



A Safety Carol ^{ES}

Ernest “Scrooge” Hungerfield and Jacob Marley didn’t have time for safety. They thought following safety procedures was a waste of their precious time and they bullied or teased anyone they perceived as “wasting time for safety.”

One day, while performing a task in his usual unsafe manner, Marley is killed. Marley’s death causes Scrooge to become even more convinced that all workplace injuries are unpreventable. The ghost of Marley is doomed to live in the endless dimension of regret and forced to watch the ripple effects of his unsafe actions on himself and his co-workers.

The ghost explains to Scrooge that he, too, will be doomed to the same fate if he does not change his ways and embrace safety. Marley’s ghost tells Scrooge he will be visited by the Spirits of Safety Past, Safety Present and Safety Future and he must learn from them to avoid the same fate.

After the three spirits teach him valuable safety lessons about the impact of his past, present and future unsafe acts, Scrooge vows to become a positive safety influence on others. He learns that safety can be contagious and that when safe choices are made in the present, the future is a much better place.



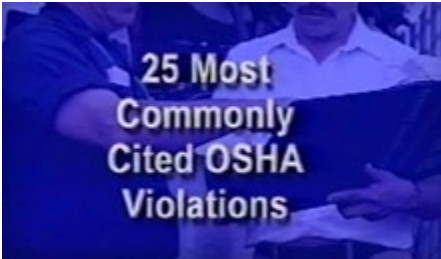
A Safety Carol [Concise] ^{ES}

Ernest “Scrooge” Hungerfield and Jacob Marley didn’t have time for safety. They thought following safety procedures was a waste of their precious time and they bullied or teased anyone they perceived as “wasting time for safety.”

One day, while performing a task in his usual unsafe manner, Marley is killed. Marley’s death causes Scrooge to become even more convinced that all workplace injuries are unpreventable. The ghost of Marley is doomed to live in the endless dimension of regret and forced to watch the ripple effects of his unsafe actions on himself and his co-workers.

The ghost explains to Scrooge that he, too, will be doomed to the same fate if he does not change his ways and embrace safety. Marley’s ghost tells Scrooge he will be visited by the Spirits of Safety Past, Safety Present and Safety Future, and he must learn from them to avoid the same fate.

After the three spirits teach him valuable safety lessons about the impact of his past, present, and future unsafe acts, Scrooge vows to become a positive safety influence on others. He learns that safety can be contagious and that when safe choices are made in the present, the future is a much better place.



25 Most Commonly Cited OSHA Violations

Explains the most commonly cited violations, what the violations are and how to avoid citations for these types of violations. Excellent program for managers, supervisors, and employees to guide them in a better OSHA compliance.

1542

Categories: Attitude,
High-Impact,
Safety Orientation
Length: 10 minutes
© 2001

1321

Categories: Attitude,
Winter / Holiday Safety
Length: 23 minutes
© 2013

1745

Categories: Attitude,
Winter / Holiday Safety
Length: 13 minutes
© 2013

4254

Categories: Attitude
Length: 8 minutes
© 2012



Arrogance and Safety Don’t Mix

Sometimes, younger workers think they know more about job safety than they actually do, while older workers sometimes grow stubborn and buck the safety rules because they’ve been around for so long. Both bad attitudes towards safety get people injured, or worse, says Martin Lesperance.



An Extra Effort for Safety

If safety is so important, why do accidents and injuries continue to occur? Government statistics estimate 5.7 million workplace injuries and illnesses occur annually with associated costs over \$17 billion. This dynamic program addresses a complex issue with a light touch and an important message. Everyone is responsible and accountable for safety. Whether a new employee, two-year veteran, or plant manager, this program is ideal for everyone at your site. This video addresses the importance of safety, the financial and emotional impact accidents and injuries can have, why safety needs to be a part of every task performed, and best practices to prevent incidents from occurring at your site. Filmed in multiple locations, this program will have a positive and lasting impact on your safety culture and motivate all employees to incorporate safety into every task they perform to help create an accident-free work environment.



OSHA Top Ten Violations ^{ES}

This video serves as a guide to help you understand the ten most common OSHA violations and what your company and employees can do to help minimize the risk of an OSHA citation.

Topics include: fall protection, hazard communications, scaffolding, respiratory protection, powered industrial trucks, lockout/tagout, ladders, electrical wiring methods, electrical general requirements, machine guarding.



Horseplay Is No Joke

This award-winning video is designed to make employees aware of just how dangerous horseplay in the workplace is and what they can do to prevent it. Excellent use of statistics shows how horseplay maims and kills people.



Reducing Unsafe Acts — Agriculture

Majority of workplace accidents is caused in whole or in part by unsafe acts of employees. The major emphasis of this program is to reduce unsafe acts through education.

4907

Categories: Attitude,
Meeting Openers,
Martin Lesperance
Length: 4 minutes
© 2010

4807

Categories: Attitude
Length: 14 minutes
© 2016

4672

Categories: Attitude
Length: 27 minutes
© 2015

3272

Categories: Attitude
Length: 12 minutes
© 2005

4348

Categories: Attitude,
Agriculture
Length: 12 minutes
© 2013



The First Step ES

This is the story about how one wrong step, one wrong action can change your life forever. Candace Carnahan, a young college student, worked summers at a paper mill in her home town. She had worked at the mill three years and was comfortable with the work and familiar with the environment; so familiar that she thought nothing of taking an often used shortcut — stepping over a conveyor system that ran at floor level. But one day she stepped too short, catching her foot in the conveyor and eventually losing her left leg from the knee down. Candace dramatically describes this tragedy and the safety lessons she learned from it. Her story will help your employees realize that the first step to not being injured is knowing that you can be injured. Candace Carnahan can speak in person for your company or event. Aurora Pictures can work with you to get this insightful and energizing speaker to help enable a culture of safety.

3835

Categories: Meeting Openers, Attitude, True Safety Stories
Length: 5 minutes
© 2008

Aviation



Ladder Safety for Aviation

Each year, there are more than 164,000 emergency room treated injuries in the U.S. related to the improper use of ladders. The unfortunate truth is that all of these injuries are preventable. Ladder accidents are commonly caused by improper selection, care or use. Some of the more common hazards are involving ladders include instability, electrical shock and falls, all of which can be predicted or prevented. Other factors contributing to ladder incidents include: Complacency about the potential danger, lack of attention when climbing or descending, over-reaching, and more.

This video examines these potential hazards and unsafe behaviors and provides procedures to minimize risk when using any of the five ladder types common in aviation facilities: step ladders, two-sided ladders, extension ladders, mobile elevated stairs, and fixed equipment ladders.

4256

Categories: Ladder Safety, Aviation
Length: 15 minutes
© 2013



Dangerous Goods for Aviation

Dangerous goods, restricted articles, hazardous materials — they are all different names for the same thing — items that may endanger the safety of an aircraft or persons on board the aircraft. Obviously, a short training program can't cover every single item that may present a hazard on board an aircraft, but this program can and will provide you valuable guidance. Common items such as batteries, dry ice, and others are discussed as well as what can and cannot be taken aboard the aircraft, what can only be taken as a carry-on item and what can only be stowed as baggage. It's important that everyone on your crew knows these particulars and are able to pass along this information to travelers.

4266

Categories: Materials Handling, Aviation
Length: 17 minutes
© 2013



Flight Attendant Safety for Aviation

Flight attendants have a lot of responsibilities. But the primary objective of the flight attendant job is safety. Safety requires knowledge that comes from both training and experience. In this program we examine a typical business aviation flight attendant trip with emphasis on safety awareness, with respect to passengers, crew, and the aircraft. Flight attendants manage safety aspects associated with the trip, from preplanning the flight through the close of the trip.

Topics include: food safety, safe lifting procedures, pre-trip planning, safety checks, and much more.

4263

Categories: Aviation
Length: 17 minutes
© 2013



Lockout/Tagout for Aviation

Lockout/tagout procedures are vital to a safe work environment. Everyone in your facility needs to be aware of proper lockout/tagout procedures. This video is a great way to start your training.

4238

Categories: Lockout/Tagout, Aviation
Length: 16 minutes
© 2012

Back Care



Stretching for Injury Prevention with Liz Navarrete

This program will make you a believer in the importance of stretching as part of an injury prevention routine. To prevent injury and remain pain-free, our major joints and muscles need to be stretched in the opposite direction in order to “undo” the damage and remain flexible and pliable. To achieve this, Physical Therapist Liz Navarrete demonstrates eight simple stretches that can be used as a whole-body stretching routine, including stretches for the neck, upper back, lower back, shoulders, hips, knees, ankles, hands, wrists, and elbows.



Stretching for Injury Prevention with Liz Navarrete (Concise)

This program will make you a believer in the importance of stretching as part of an injury prevention routine. To prevent injury and remain pain-free, our major joints and muscles need to be stretched in the opposite direction in order to “undo” the damage and remain flexible and pliable. To achieve this, Physical Therapist Liz Navarrete demonstrates eight simple stretches that can be used as a whole-body stretching routine, including stretches for the neck, upper back, lower back, shoulders, hips, knees, ankles, hands, wrists, and elbows.



Powerlift Lifting Techniques for A Healthy Back ^{ES}

Most workers have been instructed to lift objects safely by using the “old way” of lifting. Unfortunately, this method contains many flaws that result in unnecessary and very harmful stress on our backs. Lifting while balancing on the balls of our feet, too much bending of the knees, leverage that places excessive force on the lower back, and overextending the spine beyond its base of support are all problems associated with this approach.

To eliminate the harmful effects of the old way of lifting, Dr. Mike Schaefer, a licensed orthopedic and chiropractic doctor, has developed the powerlift technique. This program demonstrates how to combine various lifts and postures associated with Dr. Schaefer’s powerlift technique to overcome the real world challenges presented by many material handling situations.

Topics include: advantages of a wider stance while lifting; creating a basic Powerlift; the “tip the load,” bridging, and lean bar techniques; the tripod lift and the golfer’s bend; performing powerlift pushes and pulls.



Powerlift Lifting Techniques for A Healthy Back (Concise) ^{ES}

Most workers have been instructed to lift objects safely by using the “old way” of lifting. Unfortunately, this method contains many flaws that result in unnecessary and very harmful stress on our backs. Lifting while balancing on the balls of our feet, too much bending of the knees, leverage that places excessive force on the lower back, and overextending the spine beyond its base of support are all problems associated with this approach.

To eliminate the harmful effects of the old way of lifting, Dr. Mike Schaefer, a licensed orthopedic and chiropractic doctor, has developed the powerlift technique. This program demonstrates how to combine various lifts and postures associated with Dr. Schaefer’s powerlift technique to overcome the real world challenges presented by many material handling situations.

Topics include: advantages of a wider stance while lifting; creating a basic Powerlift; the “tip the load,” bridging, and lean bar techniques; the tripod lift and the golfer’s bend; performing powerlift pushes and pulls.

5209

Categories: Employee Health, Back Care

Length: 19 minutes
© 2021

5210

Categories: Employee Health, Back Care

Length: 10 minutes
© 2021

4915

Categories: Back Care

Length: 19 minutes
© 2017

4916

Categories: Back Care

Length: 10 minutes
© 2017



PowerLift: Lifting Training That Works! ^{ES}

Most of us have been trained to lift objects with the traditional bend your knees and keep your back straight technique, but it just doesn’t work. This method forces us to overuse our knees and legs and our backs still end up bearing the brunt of the load. Dr. Michael Schaefer has recognized the flaws of the conventional lifting technique and developed a safe, easier and stronger lifting position: the powerlift. This technique keeps the back in a powerful and safe posture while an object is being lifted. This program explains the five lifting techniques that have been derived from the powerlift position so viewers can move materials safely in practically every situation.



PowerLift: Lifting Training That Works! (Concise)

Most of us have been trained to lift objects with the traditional bend your knees and keep your back straight technique, but it just doesn’t work. This method forces us to overuse our knees and legs and our backs still end up bearing the brunt of the load. Dr. Michael Schaefer has recognized the flaws of the conventional lifting technique and developed a safe, easier and stronger lifting position: the powerlift. This technique keeps the back in a powerful and safe posture while an object is being lifted. This program explains the five lifting techniques that have been derived from the powerlift position so viewers can move materials safely in practically every situation.



To the Point About: Preventing Back Injuries ^{ES}

Improper lifting and poor posture can lead to a variety of painful back injuries. Practicing safe lifting techniques and maintaining neutral posture can prevent those injuries. This program explains how to lift and carry objects properly as well as how to maintain your back’s natural “S” curve while sitting or standing.

Topics include: how back pain and injuries occur, proper lifting techniques, atypical lifting situations, and maintaining neutral posture.

The DVD includes the Spanish version at no extra charge.



A Better Way to Lift ^{ES}

Follow Fortune 100 back injury prevention speaker, Michael Melnik, as he shows your employees how to lift smarter and safer. This high-energy presentation, packed with illustrations, and examples, will keep your employees engaged while providing a new perspective on proper lifting techniques, material handling, and back safety.



The Back Owner’s Guide to Lifting and Stretching

You’ve heard it all before — bend your knees and keep your back straight! If it were really that simple we’d all be lifting this way and back injuries would be a thing of the past. The fact is that there is no single correct way to lift. There are, however, better, less demanding and safer ways to lift and that’s what this DVD is all about. In this program occupational therapist Michael Melnik introduces the viewer to three simple and memorable principles: Keep it Close and Keep the Curves, Build a Bridge’ and Feet First. Utilizing these three principles anyone can take a demanding lift and make it “better, safer, and less demanding” on the back.



Blink – Manager Version ^{ES}

In this Management Edition of Blink!, follow Fortune 100 back injury prevention speaker Michael Melnik as he shows you how you can train your employees on how to prepare for lifting, material handling, and back safety by doing some quick and easy stretches, called BLINKS! These techniques have helped many organizations drive down injuries and expensive workplace claims.

3940

Categories: Back Care
Length: 20 minutes
© 2009

3941

Categories: Back Care
Length: 12 minutes
© 2009

4826

Categories: Back Care, To the Point Series
Length: 12 minutes
© 2016

4918

Categories: Back Care
Length: 13 minutes
© 2015

3942

Categories: Back Care
Length: 16 minutes
© 2009

4920

Categories: Employee Health, Back Care
Length: 8 minutes
© 2015



Blink — Employee Version ES

Follow Fortune 100 back injury prevention speaker Michael Melnik as he shows your employees how to prepare for lifting, material handling, and back safety by doing some quick and easy stretches, called BLINKS! These techniques have helped many organizations drive down injuries and expensive workplace claims.



A Bit About Backs

Motivational, Entertaining, Effective — is how viewers describe our award-winning video program, “A Bit About Backs.” This three-module program breaks the mold of traditional educational approaches to back care by presenting serious information in an entertaining style. The information conveyed effectively teaches problem-solving skills, while high energy, humor and creative visuals keep the viewer’s attention and motivate change.



Take 5 for Health and Safety

This five-part series covers sitting, standing, stretching, ergonomics, and lifting. Using a unique “talk show” format, each segment focuses on the individual topic so employees are able to give the topic their full attention. After each segment, there are creative commercials to drive home the key points of injury prevention.




Stretching at Work

A cost-effective and motivational video for reducing workplace injuries. This new video describes and demonstrates stretching and warm-up exercises in an electric utility environment. This video can be customized to any work environment.



On the Road: Lighter Side of Lifting

It’s time to hit the road and learn to lift BETTER. Follow Michael S. Melnik, M.S., O.T.R. as he takes the viewer on a trip to find out what does and doesn’t work in the real world of lifting. “On the Road: The Lighter Side of Lifting” is a refreshing change from traditional lifting videos. It effectively combines safety with reality in regard to lifting and presents information in a light and easy-to-understand format. There are choices people can make to minimize the demands of a lift. This video not only teaches people what these choices are, but demonstrates how to apply these choices each time they lift. By placing emphasis on lifting better, instead of right or wrong, viewers learn how too effectively problem-solve in a variety of lifting situations. This program is a great tool for any back injury prevention process.



Safe Lifting

This video provides a step-by-step formula for safe lifting that also encourages the development of safe lifting habits. A wide variety of situations — both on and off the job—illustrate how frequently we are faced with the opportunity to improve our lifting skills and attitude.

4919

Categories: Employee Health,
Back Care
Length: 10 minutes
© 2015

3824

Categories: Back Care
Length: 40 minutes
© 2008

3816

Categories: Back Care,
Employee Health
Length: 40 minutes
© 2008

3304

Categories: Back Care,
Employee Health,
Utility Safety
Length: 13 minutes
© 2005

3180

Categories: Back Care
Length: 21 minutes
© 2001

3009

Categories: Back Care
Length: 12 minutes
© 2000



Back Safety in Office Environments

This video discusses situations that can lead to back injuries and what employees can do to avoid them both at work and at home.

Areas included in the program: the back and how it works, different types of back injuries, better posture for a healthier back, how to lift things safely, taking care of your back 24/7, and more.



Back Safety in Industrial Environments ES

This video discusses situations that can lead to back injuries and what employees can do to avoid them both at work and at home. More than one million back injuries occur in industrial facilities every year. These injuries not only cause employees significant pain, but also result in days missed from work, lost wages, and reduced productivity. Back injuries can be avoided.

Areas included in the program: the back and how it works, different types of back injuries, better posture for a healthier back, how to lift things safely, taking care of your back 24/7, and more.



Lift With Care to Protect Your Back


No matter how old you are, do your back a solid and lift heavy objects with your back’s future in mind. Martin Lesperance provides simple tips for lifting heavy objects without causing back injuries or problems down the road.



Protecting Your Back ES

We never think about what’s going on inside our back until something goes wrong. And even then, once we know what’s wrong, we’re in a hurry to get better. Back pain doesn’t just happen. It’s usually the result of a lot of improper movements that add stress to your back. One movement may have triggered the pain, but it’s usually been a long time coming.

This safety video will cover: the things your employees can do to keep their backs healthy — how your back works, common stresses to the back, proper body mechanics and lifting techniques, stretching and exercise.



Back Talk

If your back could talk, what would it say? Whether you work as a patient care provider, office employee, ancillary, kitchen, lab, or even a volunteer, it’s important to protect your back on the job. This program will discuss the importance of an ergonomically sound environment utilization of lifting and moving devices, patient transfers, proper body posture and much more. A great complement to your existing safety program.



Safe Lifting in Construction Environments ES

Lifting and carrying — it’s something we do all the time, and we normally don’t think twice about it. But there are good reasons to consider how we lift and carry things, because there are right ways and wrong ways to do it. And what you don’t know about them can hurt you. This safety video will help employees improve their lifting habits and prevent lifting-related accidents, its designed to present basic information in these areas.

Upon completion of the program, employees should: recognize the types of hazards associated with common lifting tasks, understand the physical reasons for safe lifting practices, be able to describe safe lifting practices, know the appropriate techniques to employ for specific types of lifts.

4926

Categories: Back Care,
Office Safety
Length: 15 minutes
© 2018

4925

Categories: Back Care
Length: 15
© 2018

4900

Categories: Back Care,
Meeting Openers,
Martin Lesperance
Length: 4 minutes
© 2010

4782

Categories: Back Care
Length: 14 minutes
© 2015

4271

Categories: Back Care,
Healthcare Training
Length: 15 minutes
© 2007

4657

Categories: Back Care,
Construction
Length: 18 minutes
© 2014



Hospitality OSHA 7: Back Injury Prevention ES

There are many different safety considerations hospitality workers need to think about on your job every day. Housekeepers, kitchen staff, and maintenance workers all face different hazards relating to their work; however, one safety concern that applies to everyone is safe lifting. No matter what your job is, you need to learn safe lifting techniques and practice them every time you lift anything. This program stresses the importance of proper lifting and explains the various safe lifting techniques that will help you avoid painful back injuries.

Topics include: the basic safe lifting procedure, avoiding twisting and catching falling objects, lifting items over your head, protecting your back while making beds and using carts, and the importance of always using safe lifting techniques.



Restaurant Series: Back Injury Prevention ES

The hospitality industry presents a wide range of lifting situations. All of them can be performed safely if safe lifting techniques are utilized. This video explains the anatomy of the back, body mechanics, basic safe lifting techniques, and more. Armed with this knowledge, employees are more apt to practice safe lifting regardless of which department they work in.



Back Safety for Health Care Providers

Explains how the back works, body mechanics and how each employee can make the proper decision when lifting anything, even in unusual situations.



Elements of Back Care: Healthcare Version

This program will teach employees how to properly care for their backs and prevent injuries.

Topics covered include: the basic function and design of the back, body mechanics and movement, various stretches and exercises, and proper techniques for patient movements and transfers.



Back Injury Prevention — Supermarket Series

This program stresses preparation, technique and fitness as the keys to back injury prevention. The importance of stretching and warming up is stressed as a way to be proactive about back safety. Safe lifting techniques are vital in a supermarket/grocery environment due to the wide range of lifting challenges. A variety of situations are presented along with ways to prevent strain, stress or injury.



Ski Area: Safe Lifting

Lifting, carrying — we do it all the time. Sometimes it's something simple as a piece of paper off the ground, other times it's something heavy like a fallen skier. They both have one thing in common, they can injure your back if not performed properly. But the good news is, they can all be performed properly. And if you do, you shouldn't experience any discomfort, pain, or debilitating injuries. Yes, there 's a safe way to lift anything, and this program shows you how.

5077

Categories: Back Care, Hospitality
Length: 9 minutes
© 2019

3501

Categories: Back Care, Hospitality, Restaurant / Food Service
Length: 9 minutes
© 2015

3616

Categories: Back Care, Healthcare Training
Length: 9 minutes
© 2007

3548

Categories: Back Care, Healthcare Training
Length: 16 minutes
© 2006

4052

Categories: Back Care, Supermarket Safety
Length: 10 minutes
© 2011

4987

Categories: Back Care, Ski Area Safety
Length: 4 minutes
© 2018



Back Injury Prevention — Agricultural Version

Some of the most costly injuries in agriculture are back injuries. This program explains safe lifting techniques, 1:1 ratio, hazards involved in stretching and/or twisting, and more.



Body Mechanics in Healthcare ES

The purpose of using proper body mechanics is simple — to prevent injury. One of the most strenuous and potentially hazardous parts of home healthcare is bending, stretching, and reaching. This program teaches how to reduce risk and prevent injury. Lift assist equipment such as gait belts, bath boards, grab bars, and others are discussed as ways to reduce lifting demands. Viewers are taught to properly assess their environment and correct hazards before incidents occur. Safe client transfers and ambulation are addressed in detail.

4346

Categories: Back Care, Agriculture
Length: 9 minutes
© 2013

4883

Categories: Healthcare Training, Back Care, Employee Health
Length: 13 minutes
© 2017

Behavior Based Safety



Safety: What's Your Role?

When it comes to having a successful safety program, we all have a role to play, and the part played by each employee is defined by his or her actions and behaviors. This program tells the story of two serious workplace incidents from the point of view of those involved. Viewers will learn to recognize the behaviors and actions that contributed to the incidents.



Safety: What's Your Role? (Concise)

When it comes to having a successful safety program, we all have a role to play, and the part played by each employee is defined by his or her actions and behaviors. This program tells the story of two serious workplace incidents from the point of view of those involved. Viewers will learn to recognize the behaviors and actions that contributed to the incidents.



I Chose to Look the Other Way: Three Stories of Workplace Safety

In this new version of the popular safety poem "I Chose to Look the Other Way," viewers will witness examples of three common scenarios of workers not speaking up about safety. The storylines feature a failure to follow lockout/tagout, an employee neglecting to wear PPE, and a worker choosing not to wear fall protection as the primary causes of incidents that result in fatalities; however, your employees will learn that the root cause of each was a reluctance to speak up. They will be convinced that speaking up about unsafe acts is critical in the prevention of workplace injuries.



Complacency in the Workplace: Sandy's Story

A Bronze Winner of the 35th Annual Telly Awards. Complacency — we've all heard the word. We've been warned about it. Butch Evans never thought he was complacent about his safety. But we'll never know what he was thinking during the safety meeting on lockout/tagout. We'll never know because three minutes after the meeting, Butch was dead. In this dramatic heart felt video, Butch's mother, Sandy, tells the tragic story of the loss of her son. She tells this story to help save others from the heartbreak she came to know the day Butch was killed on the job.



Safety Decision Making

Many people assume that workers will choose to work safely simply because they don't want to get hurt. Unfortunately, our decision-making process isn't that simple. This program, hosted by safety professional Tom Harvey uses common examples, reenactments and a little humor to explain how humans are tempted to make unsafe choices by succumbing to the instant gratification of shortcuts, risk-taking and peer pressure. This program explains how our safety decision-making process works, and provides tips and techniques we can use to overcome our human nature and make safe choices rather than unsafe ones.

Topics include: why working safely goes against human nature, factors that influence the decision-making process, how outcomes of our actions affect future decisions, the concept of "normalized deviation," and creating a positive safety culture by offering and accepting safety feedback.

5211

Categories: Attitude, Behavior Based Safety, Speak Up About Safety!

Length: 17 minutes
© 2021

5212

Categories: Attitude, Behavior Based Safety, Speak Up About Safety!

Length: 10 minutes
© 2021

4660

Categories: Attitude, Behavior Based Safety, Speak Up About Safety!

Length: 13 minutes
© 2014

4649

Categories: Attitude, Behavior Based Safety, True Safety Stories

Length: 12 minutes
© 2014

4280

Categories: Attitude, Behavior Based Safety

Length: 19 minutes
© 2012

Take Time for Safety (Concise)



In our busy lives, we are often faced with time-management choices. When given the chance, we must always choose safety over time savings, because rushing causes us to lose focus, skip steps, and make bad decisions. In fact, the time we spend staying safe is time well spent. In this program, workers learn the very real hazards associated with rushing and being in a hurry. Through various examples, viewers will learn to recognize the symptoms of becoming rushed, why "hurried working" is so dangerous and what steps they can take to stay safe. The program also makes the point that being in a hurry is not the real cause of incidents and injuries, but rather a symptom of poor planning, poor choices, and poor time-management — all of which can be prevented by proper preparation and organization.

4058

Categories: Attitude, Behavior Based Safety

Length: 10 minutes
© 2011

Take Time for Safety



In our busy lives, we are often faced with time-management choices. When given the chance, we must always choose safety over time savings, because rushing causes us to lose focus, skip steps, and make bad decisions. In fact, the time we spend staying safe is time well spent. In this program, workers learn the very real hazards associated with rushing and being in a hurry. Through various examples, viewers will learn to recognize the symptoms of becoming rushed, why "hurried working" is so dangerous and what steps they can take to stay safe. The program also makes the point that being in a hurry is not the real cause of incidents and injuries, but rather a symptom of poor planning, poor choices, and poor time-management — all of which can be prevented by proper preparation and organization.

4057

Categories: Attitude, Behavior Based Safety

Length: 16 minutes
© 2011

Always Think of the Repercussions of Your Actions



For any activity, in work or life, take a second or two to think about your safety, says Martin Lesperance. Or else you may end up like the grown man who electrocuted himself trying to lure a cat from a power line.

4898

Categories: Meeting Openers, Martin Lesperance, Behavior Based Safety

Length: 2 minutes
© 2010

This program is a microlearning.

Horoscopes and Safety



Your safety depends on the decisions you and your co-workers make, not luck, chance or the alignment of the stars. Presented by Martin Lesperance.

4902

Categories: Behavior Based Safety, Meeting Openers, Martin Lesperance

Length: 2 minutes
© 2010

This program is a microlearning.



Brian's Story: You Can Make A Difference (Concise)

Jeff Bell received the phone call that every parent fears. His son Brian, a young man full of potential and promise, had been killed on the job. In this powerful presentation, Jeff Bell introduces his son Brian and takes the audience step by step through the events leading to his death. During his presentation, Jeff, an experienced safety facilitator for a large paper mill, takes every opportunity to explain what is required to prevent such tragedies.

3954

Categories: Attitude, Behavior Based Safety, True Safety Stories

Length: 10 minutes
© 2008



Brian's Story: You Can Make a Difference ^{ES}

Jeff Bell received the phone call that every parent fears. His son Brian, a young man full of potential and promise, had been killed on the job. In this powerful presentation, Jeff Bell introduces his son Brian and takes the audience step by step through the events leading to his death. During his presentation, Jeff, an experienced safety facilitator for a large paper mill, takes every opportunity to explain what is required to prevent such tragedies.



There's No Excuse for Unsafe Acts ^{ES}

Unsafe acts always have the potential to cause injury or death no matter the excuse or justification used to commit them. That's the theme of this fast-paced new program that stresses to viewers that they must put safety first in every job they perform by wearing proper protective equipment, following safe work practices, using the correct tool for the job, and asking for assistance when unsure how to proceed safely. The video also underscores the point that injuries that result from making excuses to commit unsafe acts aren't accidents, they are the consequences of our purposely placing ourselves in harm's way.



One Will Die: The John Martin Story (Concise)

A true story about attitudes, behaviors, and consequences. This video contains valuable safety lessons for any organization and drives home the importance of developing a true culture of safety. John Martin was a risk-taker and everyone knew it. When John and others took shortcuts to be more productive, it created tension among co-workers who were perceived as being slow. John Martin was asked to service a large pump that was underneath a 25,000-gallon cooking vessel containing black liquor, a hot, caustic liquid used to cook wood chips in the paper industry. An inexperienced operator opened the valve, blasting John with thousands of gallons of the hot, caustic liquid. John was burned over 70% of his body and his eyes were badly damaged. John was not expected to survive his injuries. John Martin did survive and has overcome his burn injuries and over six eye surgeries. By examining the various actions, attitudes, and behaviors that contributed to his incident, John helps others find ways to improve their own safety. This program will benefit all employees, managers and supervisors.



One Will Die: The John Martin Story ^{ES}

A true story about attitudes, behaviors, and consequences. This video contains valuable safety lessons for any organization and drives home the importance of developing a true culture of safety. John Martin was a risk-taker and everyone knew it. When John and others took shortcuts to be more productive, it created tension among co-workers who were perceived as being slow. John Martin was asked to service a large pump that was underneath a 25,000-gallon cooking vessel containing black liquor, a hot, caustic liquid used to cook wood chips in the paper industry. An inexperienced operator opened the valve, blasting John with thousands of gallons of the hot, caustic liquid. John was burned over 70% of his body and his eyes were badly damaged. John was not expected to survive his injuries. John Martin did survive and has overcome his burn injuries and over six eye surgeries. By examining the various actions, attitudes, and behaviors that contributed to his incident, John helps others find ways to improve their own safety. This program will benefit all employees, managers and supervisors.

3833

Categories: Attitude, Behavior Based Safety, True Safety Stories

Length: 20 minutes

© 2008

3881

Categories: Attitude, Behavior Based Safety

Length: 8 minutes

© 2008

3331

Categories: Attitude, True Safety Stories

Category3: Behavior Based Safety

Length: 12 minutes

© 2005

3280

Categories: Attitude, True Safety Stories, Behavior Based Safety

Length: 22 minutes

© 2005



One Will Die: The John Martin Story (Non-Graphic) ^{ES}

A true story about attitudes, behaviors and consequences. It contains valuable safety lessons for any organization and drives home the importance of developing a true culture of safety. John Martin was a risk-taker and everyone knew it. When John and others took shortcuts to be more productive, it created tension among co-workers who were perceived as being slow. John Martin was asked to service a large pump that was underneath a 25,000-gallon cooking vessel containing black liquor, a hot, caustic liquid used to cook wood chips in the paper industry. An inexperienced operator opened the valve, blasting John with thousands of gallons of the hot, caustic liquid. John was burned over 70% of his body and his eyes were badly damaged. Although John was not expected to survive his injuries, he did survive and has overcome his burn injuries and over six eye surgeries. By examining the various actions, attitudes, and behaviors that contributed to his incident, John helps others find ways to improve their own safety. This program will benefit all employees, managers, and supervisors.



Promises, Promises (Concise) ^{ES}

We all make promises — to our friends, to loved ones and to ourselves. In this program, viewers will see how the choices and decisions we make about personal safety both on and off the job impact our ability to keep those promises. Featured are the stories of two families, each with its own hopes and dreams. These dreams, unfortunately, are shattered by poor safety choices involving lockout/tagout, and seatbelt and cell phone use while driving. Your employees will always remember the video's universal theme: seemingly minor safety decisions can have huge unintended consequences. The program ends with an upbeat message, as we see the family members who made a poor decision be given a second chance to do things the right way and see their promises fulfilled.



Promises, Promises (Non-Graphic) ^{ES}

We all make promises — to our friends, to loved ones and to ourselves. In this program, viewers will see how the choices and decisions we make about personal safety both on and off the job impact our ability to keep those promises. Featured are the stories of two families, each with its own hopes and dreams. These dreams, unfortunately, are shattered by poor safety choices involving lockout/tagout, and seatbelt and cell phone use while driving. Your employees will always remember the video's universal theme: seemingly minor safety decisions can have huge unintended consequences. The program ends with an upbeat message, as we see the family members who made a poor decision be given a second chance to do things the right way and see their promises fulfilled.



Promises, Promises ^{ES}

We all make promises — to our friends, to loved ones and to ourselves. In this program, viewers will see how the choices and decisions we make about personal safety, both on and off the job, impact our ability to keep those promises. Featured are the stories of two families, each with its own hopes and dreams. These dreams, unfortunately, are shattered by poor safety choices involving lockout/tagout, and seatbelt and cell phone use while driving. Your employees will always remember the video's universal theme: seemingly minor safety decisions can have huge unintended consequences. The program ends with an upbeat message, as we see the family members who made a poor decision be given a second chance to do things the right way and see their promises fulfilled.

1464

Categories: Attitude, True Safety Stories, Behavior Based Safety

Length: 19 minutes

© 2005

3884

Categories: Attitude, Behavior Based Safety

Length: 10 minutes

© 2004

1431

Categories: Attitude, Behavior Based Safety

Length: 14 minutes

© 2004

1430

Categories: Attitude, Behavior Based Safety

Length: 14 minutes

© 2004



Safety Leadership for Everyone ^{ES}

Often the only difference between a world-class safety operation and a program struggling to move beyond regulatory compliance is the courage and willingness to put safety leadership into action. In this video, safety professional Tom Harvey discusses the traits that make a good a good safety leader. Several true-to-life situations in the workplace are used to illustrate his points. Stressed in the program is the fact that all of us can be safety leaders no matter what job or title we hold.

Topics include: connecting safety messages with actions, setting examples, why safety prizes often don't work, recognizing safe actions of co-workers, and employee-powered safety.



It's Up to Me (Non-Graphic)

This program makes clear that our standard excuses such as "I thought someone else would do it" or "that's not my job" are unacceptable when it comes to preventing injuries. Through several accident scenarios, meshed with stanzas from the powerful safety poem "It's Up To Me," viewers will see both the right way and wrong way to respond to unsafe situations. After watching this video your employees will be compelled to report or correct unsafe situations and understand that an injury-free work place is "up to me."



It's Up to Me (Concise) ^{ES}

This program makes clear that our standard excuses such as "I thought someone else would do it" or "that's not my job" are unacceptable when it comes to preventing injuries. Through several accident scenarios, meshed with stanzas from the powerful safety poem "It's Up To Me," viewers will see both the right way and wrong way to respond to unsafe situations. After watching this video your employees will be compelled to report or correct unsafe situations and understand that an injury-free work place is "up to me."



Safety Leadership for Everyone (Concise) ^{ES}

Often the only difference between a world-class safety operation and a program struggling to move beyond regulatory compliance is the courage and willingness to put safety leadership into action. In this video, safety professional Tom Harvey discusses the traits that make a good a good safety leader. Several true-to-life situations in the workplace are used to illustrate his points. Stressed in the program is the fact that all of us can be safety leaders no matter what job or title we hold.

Topics include: connecting safety messages with actions, setting examples, why safety prizes often don't work, recognizing safe actions of co-workers, and employee-powered safety.



Accidents Aren't Just One of Those Things (Concise) ^{ES}

With 2 years of experience as a firefighter and paramedic, Martin Lesperance has treated thousands of injuries and medical emergencies that have resulted from the poor choices and decisions people make every day. As a best-selling author and popular safety speaker, Martin takes his experiences and molds them into entertaining and thought-provoking safety presentations. In this program, Martin addresses many important safety issues that all employees need to hear.



Accidents Aren't Just One of Those Things

With two years of experience as a firefighter and paramedic, Martin Lesperance has treated thousands of injuries and medical emergencies that have resulted from the poor choices and decisions people make every day. As a best-selling author and popular safety speaker, Martin takes his experiences and molds them into entertaining and thought-provoking safety presentations. In this program, Martin addresses many important safety issues that all employees need to hear.

5043

Categories: Attitude, Behavior Based Safety

Length: 20

© 2003

4245

Categories: Attitude, Behavior Based Safety

Length: 14 minutes

© 2003

3886

Categories: Attitude, Behavior Based Safety

Length: 11 minutes

© 2003

3375

Categories: Attitude, Behavior Based Safety

Length: 11 minutes

© 2003

3220

Categories: Attitude, Behavior Based Safety, Martin Lesperance

Length: 12 minutes

© 2001

3194

Categories: Attitude, Behavior Based Safety, Martin Lesperance

Length: 22 minutes

© 2001



I Chose to Look the Other Way (Non-Graphic) ^{ES}

When employees are willing to speak to co-workers about unsafe acts, injuries can be prevented. This video dramatically tells the story of an employee who failed to speak up when witnessing an unsafe act. By choosing to look the other way, he allowed the needless death of a co-worker to occur. Based on the popular safety poem by Don Merrell, this program shows how speaking up about unsafe acts can save lives and help develop a positive safety culture. Verses from the poem are meshed with the video's action to deliver a stimulating safety message.



I Chose to Look the Other Way (Concise) ^{ES}

When employees are willing to speak to co-workers about unsafe acts, injuries can be prevented. This video dramatically tells the story of an employee who failed to speak up when witnessing an unsafe act. By choosing to look the other way, he allowed the needless death of a co-worker to occur. Based on the popular safety poem by Don Merrell, this program shows how speaking up about unsafe acts can save lives and help develop a positive safety culture. Verses from the poem are meshed with the video's action to deliver a stimulating safety message.



I Chose to Look the Other Way ^{ES}

When employees are willing to speak to co-workers about unsafe acts, injuries can be prevented. This video dramatically tells the story of an employee who failed to speak up when witnessing an unsafe act. By choosing to look the other way, he allowed the needless death of a co-worker to occur. Based on the popular safety poem by Don Merrell, this program shows how speaking up about unsafe acts can save lives and help develop a positive safety culture. Verses from the poem are meshed with the video's action to deliver a stimulating safety message.



Close Calls and Near Misses ^{ES}

This video stresses to employees the importance of reporting all close calls and near miss incidents so that proper action can be taken to improve work conditions and prevent injuries.

Topics include: employee complacency, escalation of unreported incidents, correcting hazards and unsafe conditions, control of emotions, and recognizing and avoiding unsafe acts.



Close Calls and Near Misses (Concise) ^{ES}

This video stresses to employees the importance of reporting all close calls and near miss incidents so that proper action can be taken to improve work conditions and prevent injuries.

Topics include: employee complacency, escalation of unreported incidents, correcting hazards and unsafe conditions, control of emotions, and recognizing and avoiding unsafe acts.



The Wake Up Call

This video offers a dramatic look at close calls and near misses, an important safety topic that is often overlooked. Accidents are often preceded by some kind of close call involving unsafe conditions, unsafe actions, or minor injuries. Through dramatic accident scenarios and real-life interviews, this video shows how to recognize these close calls and "wake up" to the danger they represent. Includes a comprehensive presenter's guidebook which provides suggestions on generating discussion on close calls.

4246

Categories: Attitude, Behavior Based Safety, Speak Up About Safety!

Length: 12 minutes

© 2001

3665

Categories: Attitude, Behavior Based Safety, Speak Up About Safety!

Length: 5 minutes

© 2001

3175

Categories: Attitude, Behavior Based Safety, Speak Up About Safety!

Length: 12 minutes

© 2001

3361

Categories: Behavior Based Safety, Safety Management

Length: 19 minutes

© 2000

1526

Categories: Behavior Based Safety, Safety Management

Length: 7 minutes

© 2000

3011

Categories: Behavior Based Safety

Length: 14 minutes

© 2000

Bloodborne Pathogens



Bloodborne Pathogens ES

Bloodborne pathogens are contaminants found in human blood or other bodily fluids that can transmit diseases such as hepatitis, HIV, various hemorrhagic fevers, and other illnesses. Bloodborne pathogens can enter your body through contact with an open wound or cut, through needlesticks or other contaminated sharp objects, or through sexual contact. They can also be inhaled or ingested. In order to prevent the spread of diseases caused by contaminated blood or bodily fluids, your organization has developed an Exposure Control Plan as required by OSHA's Bloodborne Pathogens Standard. A major component of this plan is training on the control measures employees should follow to minimize the risk of exposure to potentially infectious materials. That's the purpose of this program – to provide workers with an understanding of how they can be exposed to bloodborne pathogens and what procedures and precautions they should follow to avoid infection.

Topics include: the Bloodborne Pathogens Exposure Control Plan, routes of entry, universal precautions, disposal and disinfection of contaminated materials, and responding to an exposure.



Bloodborne Pathogens Overview ES

Bloodborne pathogens are contaminants found in human blood or other bodily fluids that can transmit diseases such as hepatitis, HIV, various hemorrhagic fevers and other illnesses. Bloodborne pathogens can enter your body through contact with an open wound or cut, through needlesticks or other contaminated sharp objects, or through sexual contact. They can also be inhaled or ingested. In order to prevent the spread of diseases caused by contaminated blood or bodily fluids, your organization has developed an Exposure Control Plan as required by OSHA's Bloodborne Pathogens Standard. A major component of this plan is training on the control measures employees should follow to minimize the risk of exposure to potentially infectious materials. As part of this training, this program provides an overview of bloodborne pathogens and how they are transmitted, an organization's Exposure Control Plan, and the use of universal precautions.



The Bloodborne Pathogens Exposure Control Plan ES

Bloodborne pathogens are contaminants found in human blood or other bodily fluids that can transmit diseases such as hepatitis, HIV, various hemorrhagic fevers and other illnesses. Bloodborne pathogens can enter your body through contact with an open wound or cut, through needlesticks or other contaminated sharp objects, or through sexual contact. They can also be inhaled or ingested. In order to prevent the spread of diseases caused by contaminated blood or bodily fluids, your organization has developed an Exposure Control Plan as required by OSHA's Bloodborne Pathogens Standard. A major component of this plan is training on the control measures employees should follow to minimize the risk of exposure to potentially infectious materials. As part of this training, this program provides an overview of an organization's Bloodborne Pathogens Exposure Control Plan.

Topics include: the purpose of the Exposure Control Plan, information that is contained in the plan, definition of "occupational exposure," and examples of jobs with occupational exposure.

5146

Categories: Bloodborne Pathogens
Length: 10 minutes
© 2020

5147

Categories: Bloodborne Pathogens
Length: 2 minutes 8 seconds
© 2020

This program is a microlearning.

5148

Categories: Bloodborne Pathogens
Length: 2 minutes 3 seconds
© 2020

This program is a microlearning.

Routes of Entry ES



Bloodborne pathogens are contaminants found in human blood or other bodily fluids that can transmit diseases such as hepatitis, HIV, various hemorrhagic fevers and other illnesses. Bloodborne pathogens can enter your body through contact with an open wound or cut, through needlesticks or other contaminated sharp objects, or through sexual contact. They can also be inhaled or ingested. In order to prevent the spread of diseases caused by contaminated blood or bodily fluids, your organization has developed an Exposure Control Plan as required by OSHA's Bloodborne Pathogens Standard. A major component of this plan is training on the control measures employees should follow to minimize the risk of exposure to potentially infectious materials. As part of this training, this program provides an overview of the various routes of entry by which bloodborne pathogens can enter our bodies.

Universal Precautions ES



Bloodborne pathogens are contaminants found in human blood or other bodily fluids that can transmit diseases such as hepatitis, HIV, various hemorrhagic fevers and other illnesses. Bloodborne pathogens can enter your body through contact with an open wound or cut, through needlesticks or other contaminated sharp objects, or through sexual contact. They can also be inhaled or ingested. In order to prevent the spread of diseases caused by contaminated blood or bodily fluids, your organization has developed an Exposure Control Plan as required by OSHA's Bloodborne Pathogens Standard. A major component of this plan is training on the control measures employees should follow to minimize the risk of exposure to potentially infectious materials. As part of this training, this program provides an overview of the use of universal precautions to prevent exposure to bloodborne pathogens.

Topics include: the definition of universal precautions, jobs with occupational exposure, use of barrier devices, and removal of disposable gloves.

Disposal and Disinfection of Contaminated Materials ES



Bloodborne pathogens are contaminants found in human blood or other bodily fluids that can transmit diseases such as hepatitis, HIV, various hemorrhagic fevers and other illnesses. Bloodborne pathogens can enter your body through contact with an open wound or cut, through needlesticks or other contaminated sharp objects, or through sexual contact. They can also be inhaled or ingested. In order to prevent the spread of diseases caused by contaminated blood or bodily fluids, your organization has developed an Exposure Control Plan as required by OSHA's Bloodborne Pathogens Standard. A major component of this plan is training on the control measures employees should follow to minimize the risk of exposure to potentially infectious materials. As part of this training, this program provides an overview of the procedures to follow when disposing of and disinfecting contaminated materials.

5149

Categories: Bloodborne Pathogens
Length: 1 minute 24 seconds
© 2020

This program is a microlearning.

5150

Categories: Bloodborne Pathogens
Length: 2 minutes 18 seconds
© 2020

This program is a microlearning.

5151

Categories: Bloodborne Pathogens
Length: 1 minute 33 seconds
© 2020

This program is a microlearning.



Responding to an Exposure ES 🔊

Bloodborne pathogens are contaminants found in human blood or other bodily fluids that can transmit diseases such as hepatitis, HIV, various hemorrhagic fevers and other illnesses. Bloodborne pathogens can enter your body through contact with an open wound or cut, through needlesticks or other contaminated sharp objects, or through sexual contact. They can also be inhaled or ingested. In order to prevent the spread of diseases caused by contaminated blood or bodily fluids, your organization has developed an Exposure Control Plan as required by OSHA's Bloodborne Pathogens Standard. A major component of this plan is training on the control measures employees should follow to minimize the risk of exposure to potentially infectious materials. As part of this training, this program provides an overview of the procedures to follow when disposing of and disinfecting contaminated materials. Bloodborne pathogens are contaminants found in human blood or other bodily fluids that can transmit diseases such as hepatitis, HIV, various hemorrhagic fevers, and other illnesses.



Bloodborne Pathogens: The Unexpected Hazard (Concise) ES

Bloodborne pathogens are sometimes called the "Unexpected Hazard" because, for most of us, we don't expect to come into contact with blood or bodily fluids when performing our normal job duties. Nevertheless, an unexpected encounter with bloodborne pathogens can happen at anytime. Responding properly when confronted with blood and other bodily fluids is critical to your health and safety.

The purpose of this program is to provide viewers with the knowledge needed to take the appropriate actions when encountering bloodborne pathogens unexpectedly.

Topics include: modes of transmission; the Exposure Control Plan; occupational exposure; universal precautions, barrier devices; handling, disposal and disinfection of potentially infectious materials; responding to an exposure.



Bloodborne Pathogens: The Unexpected Hazard ES

Bloodborne pathogens are sometimes called the "Unexpected Hazard" because, for most of us, we don't expect to come into contact with blood or bodily fluids when performing our normal job duties. Nevertheless, an unexpected encounter with bloodborne pathogens can happen at anytime. Responding properly when confronted with blood and other bodily fluids is critical to your health and safety.

The purpose of this program is to provide viewers with the knowledge needed to take the appropriate actions when encountering bloodborne pathogens unexpectedly.

Topics include: modes of transmission; the Exposure Control Plan; occupational exposure; universal precautions, barrier devices; handling, disposal and disinfection of potentially infectious materials; responding to an exposure.



Cal/OSHA Bloodborne Pathogens

Bloodborne pathogens are tiny microorganisms in human blood that can cause diseases in humans, including various types of Hepatitis and HIV. Understanding the hazards presented by bloodborne pathogens and controlling employee exposure by following safe work practices is critical to prevent the spread of bloodborne diseases. This program provides an overview of California OSHA's requirements related to bloodborne pathogens while showing your workers how they can control their exposure by following universal precautions and other methods for avoiding contact.

Topics include: occupational exposure, routes of entry, risk identification, avoiding contact to prevent exposure, use of barrier devices, safe handling of potentially infectious material, decontamination and disposal of contaminated items, and how to respond to an exposure.

5152

Categories: Bloodborne Pathogens
Length: 47 seconds
© 2020

🔊 This program is a microlearning.

5017

Categories: Bloodborne Pathogens
Length: 8 minutes
© 2016

5016

Categories: Bloodborne Pathogens
Length: 15 minutes
© 2016

5204

Categories: Cal/OSHA, Bloodborne Pathogens
Length: 12 minutes
© 2021



To the Point About: Bloodborne Pathogens ES

Bloodborne pathogens are tiny microorganisms found in human blood or other bodily fluids that can cause diseases in humans. Controlling our exposure to bloodborne pathogens can prevent these diseases and save lives. This program discusses the components of an Exposure Control Plan, and safe work practices that protect employees from exposure.

Topics include: occupational exposure, routes of entry, universal precautions, handling potentially infectious material, and responding to an exposure. The DVD includes the Spanish version at no extra charge.



Bloodborne Pathogens General Awareness

Bloodborne pathogens are dangerous micro-organisms that can cause disease in humans. These micro-organisms are carried in the blood stream and other bodily fluids. This video provides general awareness training for all employees on the dangers of bloodborne pathogens, how to protect yourself from them, and ways to minimize the risk of transmission.



Hospitality OSHA 7: Bloodborne Pathogens Training ES

Hospitality workers can be exposed to blood and other body fluids in a variety of ways when they are handling laundry, cleaning rooms, doing maintenance tasks, or performing other job duties. To prevent such an exposure from causing an infection with a virus such as hepatitis and HIV, they need to understand what bloodborne pathogens are and how they can protect themselves from them. That's the point of this program – to show viewers how to recognize exposure situations and take the necessary precautions to minimize the risk.

Topics include: preventing occupational exposures, wearing latex or rubber gloves, handling laundry and sharp objects, cleaning and disinfecting contaminated areas, and first aid and medical treatment for exposed workers.



Bloodborne Pathogens HIV-AIDS-OSHA

Program includes epidemiology, pathophysiology, risk behaviors, opportunistic disease, and diagnostic tests.



Bloodborne Pathogens: Behind The Scenes

Infection control is as important today as ever before. In this brief overview, the history of infection control will lead us into today's standard precautions, bloodborne pathogens, effective engineering controls, handwashing, and a lot more.



Bloodborne Pathogens for Schoolteachers

Schoolteachers can often find themselves in a situation where they could be exposed to a bloodborne pathogen. This video serves as a practical guide designed for teachers and other school employees on how to deal with a situation when a potential bloodborne pathogen exposure occurs. Using scenes filmed in an actual classroom, this high-quality program explains how staff can protect themselves and how they can keep the classroom safe.

4810

Categories: Bloodborne Pathogens, To the Point Series
Length: 12 minutes
© 2016

4805

Categories: Bloodborne Pathogens
Length: 11 minutes
© 2016

5079

Categories: Bloodborne Pathogens, Hospitality
Length: 10 minutes
© 2019

4484

Categories: Healthcare Training, Bloodborne Pathogens
Length: 31 minutes
© 2011

4272

Categories: Healthcare Training, Bloodborne Pathogens
Length: 15 minutes
© 2007

4268

Categories: Bloodborne Pathogens, School Safety
Length: 10 minutes
© 2010



BBP in Healthcare Facilities ^{ES}

Bloodborne diseases continue to pose major health problems. Increasing infection rates for Hepatitis B and Hepatitis C are now making them as serious a concern as HIV, the virus which can often lead to AIDS. So it's more important than ever for employees to understand the hazards of bloodborne pathogens, the policies and practices that can prevent their transmission, and the OSHA regulations that address them.

Topics covered in these products include: HIV, Hepatitis and sources of infection; the Exposure Control Plan; biohazard labeling; reducing the risk of exposure; personal protective equipment; hepatitis vaccination; post-exposure procedures.



Universal Precautions

Designed for health care providers, but can apply to engineering, custodial, security, and administration. Excellent refresher for nursing, lab, and other providers who normally receive additional universal precautions training.



BBP in First Response Environments

Bloodborne diseases are a serious concern in the United States. "Hepatitis B" infects over 7,000 people annually, and has over one million carriers in the U.S. The HIV virus, which usually leads to AIDS, currently infects over one million people. Because of the increasing problems with these diseases, in 1991 OSHA passed a "Bloodborne Pathogens" regulation. This video has been specifically created to assist first responders in fulfilling the OSHA Bloodborne Pathogens Standard's (29 CFR Part 191.13) training requirements.

The program addresses the areas needed to comply with the standard, including: the contents of the standard, epidemiology and symptoms of bloodborne diseases; modes by which bloodborne disease is transmitted; the Exposure Control Plan; recognition of exposure situations; practices to prevent exposure; HBV vaccine; emergency procedures; signs and labels; selection and use of personal protective equipment.



Bloodborne Pathogens Training for Hospitality ^{ES}

This video meets the training requirements for employees working in service, hospitality, and foodservice industries. Designed for workers identified as first aid/CPR providers, or whose jobs may expose them to blood or blood-exposed body fluids, linens, or clothing. This video explains exactly what bloodborne pathogens are, their potential effects on employee health, and how to reduce exposure to BBP, HIV, and/or HBV.



Bloodborne Pathogens Training for Employees (Concise) ^{ES}

Many workers make the mistake of thinking that only healthcare providers are at risk from exposure to bloodborne pathogens, but almost all employees in the workforce can be exposed, often when they least expect it. To protect themselves from these microorganisms, employees must receive training and learn specific precautions, which is the purpose of this new program. Viewers will learn the hazards associated with bloodborne pathogens, and how to protect themselves from exposure to these hazards by following universal precautions in each and every potential exposure situation.

Topics include: diseases caused by bloodborne pathogens, the exposure control plan, routes of entry, universal precautions, handling and disposal of contaminated items, responding to exposure situations, decontaminating work areas and equipment.



Bloodborne Pathogens Training for Employees ^{ES}

Many workers make the mistake of thinking that only healthcare providers are at risk from exposure to bloodborne pathogens, but almost all employees in the workforce can be exposed, often when they least expect it. To protect themselves from these microorganisms, employees must receive training and learn specific precautions, which is the purpose of this new program. Viewers will learn the hazards associated with bloodborne pathogens, and how to protect themselves from exposure to these hazards by following universal precautions in each and every potential exposure situation.

Topics include: diseases caused by bloodborne pathogens, the exposure control plan, routes of entry, universal precautions, handling and disposal of contaminated items, responding to exposure situations, decontaminating work areas and equipment.



Preventing Exposure to Bloodborne Pathogens ^{ES}

The focus of this program is preventing exposure to bloodborne pathogens. While most of us have jobs where we will never come into contact with blood or other body fluids, there are various situations where we may encounter potentially infectious materials. Employees must know what actions to take in these situations to protect themselves from exposure to bloodborne pathogens.

Topics of the video include: diseases caused by bloodborne pathogens, the Exposure Control Plan, how bloodborne pathogens are transmitted, jobs with occupational exposure, methods of protecting against exposures, handling potentially contaminated items, and responding to exposure situations.



Preventing Exposure to Bloodborne Pathogens (Concise) ^{ES}

The focus of this program is preventing exposure to bloodborne pathogens. While most of us have jobs where we will never come into contact with blood or other body fluids, there are various situations where we may encounter potentially infectious materials. Employees must know what actions to take in these situations to protect themselves from exposure to bloodborne pathogens.

Topics of the video include: diseases caused by bloodborne pathogens, the Exposure Control Plan, how bloodborne pathogens are transmitted, jobs with occupational exposure, methods of protecting against exposures, handling potentially contaminated items, and responding to exposure situations.



To the Point About: Bloodborne Pathogens – Canada

Bloodborne pathogens are tiny microorganisms found in human blood or other bodily fluids that can cause diseases in humans. Controlling our exposure to bloodborne pathogens can prevent these diseases and save lives. This program discusses the components of an Exposure Control Plan and safe work practices that protect employees from exposure.

Topics include: occupational exposure, routes of entry, universal precautions, handling potentially infectious material, and responding to an exposure.

3821

Categories: Bloodborne Pathogens, Healthcare Training

Length: 27 minutes

© 2016

3569

Categories: Bloodborne Pathogens, Healthcare Training

Length: 8 minutes

© 2006

3537

Categories: Bloodborne Pathogens

Length: 26 minutes

© 2006

3410

Categories: Bloodborne Pathogens, Hospitality

Length: 10 minutes

© 2015

3969

Categories: Bloodborne Pathogens

Length: 10 minutes

© 2008

3857

Categories: Bloodborne Pathogens

Length: 17 minutes

© 2008

3161

Categories: Bloodborne Pathogens

Length: 15 minutes

© 2001

1616

Categories: Bloodborne Pathogens

Length: 8 minutes

© 2001

1101

Categories: Bloodborne Pathogens, To the Point Series, Canadian Programs

Length: 12 minutes

© 2016

Cal/OSHA



Cal/OSHA Forklift Operator Training ^{ES}

One hazard in many industrial workplaces is the unsafe operation of powered industrial trucks, commonly called forklifts or lift trucks. Ensuring that drivers operate forklifts in a safe manner can prevent injuries and save lives. Forklift operators must be properly trained; if an employee is not trained, they should not be behind the wheel of a forklift.

Topics include: training requirements, inspecting the forklift, how to carry a load safely, how to drive safely around pedestrians, and how to enter/exit trailers safely.



Cal/OSHA Hazard Communication ^{ES}

Hazardous chemicals can be found in most workplaces across a variety of industries, and protecting workers from exposure can prevent injuries and illnesses. You must be trained to know what each chemical in your place of work does and how it can affect you should you encounter it, even if you do not come in contact with chemicals on a daily basis.

Topics include: the elements of a hazard communication program, the different kinds of chemicals, the hazards that chemicals pose, images that can be associated with different types of chemicals, and steps to following your hazard communication program.



Cal/OSHA Preventing Slips, Trips, and Falls ^{ES}

Our workplace is full of hazards, hazards that can hurt us or kill us. Controlling these hazards and preventing injuries is the purpose of our program. Workplace falls are a leading cause of injury and even a small fall can have very serious consequences. Knowing how to fix and prevent fall hazards is the first step in ensuring you have a safer work environment.

Topics include: common causes of slip hazards, how to safely work around potential trip hazards, how friction and momentum aid in keeping us balanced, and the ways you can help with the correct training and PPE to prevent slips, trips, and falls.



Cal/OSHA Lockout/Tagout ^{ES}

Our workplace is full of hazards. One such hazard is the unexpected startup of machines or other unplanned releases of hazardous energy. When equipment and machines start, when electrical equipment becomes energized, when pressurized systems are released, and when gravity sets objects in motion, energy is released to perform useful work. To prevent these things from happening, a lockout/tagout procedure must be done. Your life or a co-worker's life can depend on it.

Topics include: what a lockout/tagout procedure is, the steps for shutting down a machine, what employees are designated as when it comes to lockout/tagout situations, and what happens during a lockout/tagout procedure.



Cal/OSHA Personal Protective Equipment ^{ES}

Our workplace is full of hazards, hazards that can hurt us or kill us. Controlling these hazards and preventing injuries is the purpose of making sure you are wearing the correct personal protective equipment, or PPE, for your job. When our body parts are exposed to certain hazards, there is a potential for bodily harm to occur. Knowing how to choose the correct PPE and knowing the correct way to use it will help get you home safely each night.

Topics include: how to eliminate potential hazards, how to correctly choose and be trained with PPE, when you need to use PPE, and when you need to change out PPE to properly protect you.

5286

Categories: Cal OSHA, Forklift Safety

Length: 14 minutes

© 2021

5285

Categories: Cal OSHA, Hazard Communications

Length: 13 minutes

© 2021

5284

Categories: Cal OSHA, Fall Protection / Prevention

Length: 12 minutes

© 2021

5283

Categories: Cal OSHA, Lockout/Tagout

Length: 15 minutes

© 2021

5282

Categories: Cal OSHA, Personal Protective Equipment

Length: 14 minutes

© 2021



Cal/OSHA Preventing Hearing Loss

Hearing loss can have a devastating impact on our quality of life and the quality of life for our loved ones; however, controlling our exposure to high levels of noise can prevent the life-changing effects of hearing loss. This program provides an overview of California OSHA's Hearing Conservation Program Standard and explains how our hearing can be damaged by exposure to harmful noise. Viewers will also learn that hearing loss can be prevented by participating in the hearing conservation program and properly wearing hearing protection when required.

Topics include: how the components of the ear process sound, permissible exposure limits, use of disposable and reusable ear plugs, advantages and disadvantages of earmuffs, audiometric testing, and the importance of protecting our hearing.



Cal/OSHA Fire Prevention & Response

Fire safety and response is an important part of any organization's Injury and Illness Prevention Plan. Correcting fire hazards and knowing how to respond to a fire can prevent injuries and save lives. This program provides an overview of best fire safety practices recommended by California OSHA and explains how preventing and responding to fires appropriately can reduce the risk of property damage, injuries and fatalities.

Topics include: the five classes of fires, good housekeeping, storage of hazardous and flammable materials, controlling electrical hazards, hot work precautions, responding to a fire and how to evacuate the premises safely.



Cal/OSHA Fire Extinguishers

Workplace fires are more common than you might think and understanding the proper use of fire extinguishers is an important part of employee training. The proper use of a fire extinguisher can prevent injuries and save lives. This program provides an overview of the proper use of fire extinguishers by employees. It also explains how and when to use a fire extinguisher and makes clear when workers should not use a fire extinguisher.

Topics include: how a fire burns, classes of fires, types of extinguishers, the Class ABC extinguisher, deciding whether to use an extinguisher, proper use of an extinguisher, and inspection and maintenance of extinguishers.



Cal/OSHA Confined Space Entry

Some of the deadliest hazards your workers can face are the conditions that exist inside confined spaces such as manholes, tanks and similar areas. Controlling access to confined spaces and the hazards they contain can prevent injuries and save lives. This program provides an overview of confined space entry operations and explains the safe work practices required by California OSHA to protect workers from confined space dangers.

Topics include: the confined space entry permit, atmospheric hazards, atmospheric testing and monitoring, other confined space hazards and how they are controlled and the duties of the entry supervisor, the attendant and the entrants.

5208

Categories: Cal OSHA, Hearing Protection

Length: 10 minutes

© 2021

5207

Categories: Cal OSHA, Fire Safety

Length: 11 minutes

© 2021

5206

Categories: Cal/OSHA, Fire Safety

Length: 11 minutes

© 2021

5205

Categories: Cal/OSHA, Confined Space Entry

Length: 13 minutes

© 2021



Cal/OSHA Bloodborne Pathogens

Bloodborne pathogens are tiny microorganisms in human blood that can cause diseases in humans, including various types of Hepatitis and HIV. Understanding the hazards presented by bloodborne pathogens and controlling employee exposure by following safe work practices is critical to prevent the spread of bloodborne diseases. This program provides an overview of California OSHA's requirements related to bloodborne pathogens while showing your workers how they can control their exposure by following universal precautions and other methods for avoiding contact.

Topics include: occupational exposure, routes of entry, risk identification, avoiding contact to prevent exposure, use of barrier devices, safe handling of potentially infectious material, decontamination and disposal of contaminated items, and how to respond to an exposure.



Cal/OSHA AB2774

On January 1, 2011, the State of California is facing a new legislation currently known as AB2774, that could radically affect how Cal/OSHA defines the term "serious violation." Other states are likely to follow. At present, a serious violation is one where there is a substantial probability that death or serious physical harm could result from the event. Examples in, but are not limited to, serious exposure to a chemical exceeding and established permissible exposure limit, or violation of any standard regarding the use of a carcinogen and usually result in higher penalties. The new law will redefine the term "serious violation" and change the way the Division of Occupational Safety and Health (DOSH) establishes such violations. This could lead to far more citations, higher penalties, more enforcement actions, and serious violations that are much harder to contest. The penalties could result in one year in jail and/or a \$1,000 fine. Managers and supervisors are at risk. This program explains the new laws and how to prevent such conditions and penalties.



Safe Food Handling – California Version

According to the CDC, every year in the US, 48 million people are infected with a food-borne illness, 128,000 are hospitalized and 3,000 people die. Nobody wants this to happen, and it doesn't have to. Food-borne illnesses can be prevented. The first step is education.

This program provides basic, introductory instruction on the six major elements of food handler safety: Food-borne illnesses, time and temperature control, personal hygiene, preventing contamination, cleaning and sanitizing equipment and utensils, and housekeeping and maintenance.

Other topics include: temperature control, preventing cross-contamination. This is a great program for both new and experienced staff.



Housekeeping MIPP: Room Attendant Safe Practices

Ergonomic principles and postures are taught as a way to increase comfort and increase safety. Early recognition of symptoms is taught as the key to preventing injuries. Proper postures while making beds, vacuuming, cleaning the bathroom, and others are presented in an easy-to-understand way.

Attention California businesses: This video will assist you in being in compliance with the new California OSHA (Cal/OSHA) workplace safety regulation to protect hotel housekeepers from injury (California Code of Regulations, Title 8, Section 3345).

5204

Categories: Cal/OSHA, Bloodborne Pathogens

Length: 12 minutes

© 2021

4060

Categories: Safety Management, Cal OSHA

Length: 10 minutes

© 2011

4209

Categories: Restaurant / Food Service, Cal OSHA

Length: 23 minutes

© 2012

4977

Categories: Housekeeping, Hospitality, Cal OSHA

Length: 16 minutes

© 2018

Canadian Programs



To the Point About: Confined Space Entry – Canada

Canadian Version

Conditions that exist inside confined spaces such as manholes, tanks, vessels, pits, and similar areas can hurt or kill workers. Controlling access to confined spaces and the hazards they contain can prevent injuries and save lives. This program details the steps outlined in the Confined Space Entry program that are designed to keep confined space workers safe.

Topics include: the confined space entry permit, atmospheric hazards, atmospheric testing and monitoring, and duties of the entry team members.

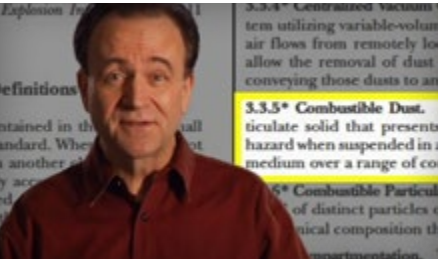


To the Point About: Personal Fall Arrest Systems – Canada

Canadian Version

Work above ground comes with increased risk because of the possibility of a fall. While your organization maintains railing on commonly-used elevated work areas, workers must sometimes venture beyond this protection. When this is the case, a personal fall arrest system is required. This program reviews the proper selection and use of fall arrest equipment.

Topics include: the three components of a personal fall arrest system, calculating total fall distance, safe use of self-retracting lifelines, using fall arrest equipment 100% of the time, and survival and rescue after a fall event.



Combustible Dust Awareness – Canada

Combustible dust hazards exist in a wide variety of industries: grain handling, food processing, plastics, wood and paper products, textiles, pharmaceuticals, and metal fabrication, among many others. In fact, over 130 products or materials that can present combustible dust hazards have been identified. In the last three years, over 16 workers have been killed and more than 85 seriously injured in combustible dust explosions. The average cost of a major dust explosion in property damage alone is over \$3,500,000. Your first line of defense against a dust explosion is awareness. This safety video provides workers with a general awareness of how combustible dust explosion are caused and what they can do to recognize and mitigate possible hazards before it's too late.



Safe Electrical Work Practices and the 2018 CSA Z462

Canadian Version

This video explains the important changes and updates contained in the 2018 CSA Z462 and discusses how electrical workers can be protected from both the shock hazard and arc-flash hazard presented by exposed energized parts.

Topics include: the elements of an electrical safety program; conducting risk assessment and control procedures; establishing and verifying an electrically safe working condition; the two approach boundaries for shock protection; determining the proper arc-flash boundary; clothing and protective equipment required by each of the four arc flash PPE categories; when energized work is allowed and when an energized work permit is required.

For the OSHA NFPA 70e please see Safe Electrical Work Practices – NFPA 70E 2018 Item #4891.

4980

Categories: Confined Space Entry, To the Point Series, Canadian Programs

Length: 12 minutes

© 2016

4981

Categories: Fall Protection / Prevention, To the Point Series, Canadian Programs

Length: 12 minutes

© 2016

4305

Categories: Fire Safety, Canadian Programs

Length: 8 minutes

© 2013

4973

Categories: Electrical Safety, Arc Flash / NFPA 70E, Canadian Programs

Length: 26 minutes

© 2018



WHMIS and the GHS Employee Training — Canada

WHMIS helps ensure quality and consistency in the classification and labeling of all chemicals, which improves an employee's ability to quickly understand critical safety information. This program is designed to help employees understand the three key elements of WHMIS: hazard classification, container labeling, and safety data sheets.

Topics include: the written WHMIS plan; physical and health hazard classes; pictograms, signal words, and other information on container labels; the 16 sections of a safety data sheet.



Safe Electrical Work Practices Canadian Standards 2015

Every year, workers are seriously injured or killed by contacting energized parts or being subjected to an electrical arc flash. To prevent these types of incidents, electrical workers and the organizations they work for must understand and follow up-to-date electrical safety-related work practices, maintenance requirements, and administrative controls.

Two of the leading authorities on electrical safety are the NFPA in the USA, and the CSA in Canada. The Canadian Standards Association is recognized by many regulatory authorities and organizations as the “best practices” for electrical safety.



Lockout/Tagout Training for Employees — Canada

Being around energy is an every day part of our lives, and an important part of our workplace operations. High-pressure steam, electricity, hydraulic and pneumatic systems, even the force of gravity are common forms of energy used to power our machines and processes. While energy is obviously useful, it can also be dangerous. Understanding how to properly control hazardous energy is one of the keys to workplace safety.

This program reviews the procedures used to control this energy, commonly known as lockout/tagout.

Topics include: types of energy sources, the energy control plan, situations requiring lockout/tagout, lockout/tagout devices, energy control procedures, and special lockout situations.

This program provides information for facilities located in Canada.



To the Point About: The Proper Use of a Fire Extinguisher — Canada

Due to the risk of fires in the workplace, fire extinguishers have been placed throughout our facility. Using a fire extinguisher properly to put out a fire can prevent injuries and save lives. This program discusses the various types of extinguishers, deciding whether to use one and how to use one properly.

Topics include: classes of fires, types of extinguishers, deciding to use an extinguisher, proper use of extinguishers and extinguisher use and maintenance.



To the Point About: Bloodborne Pathogens — Canada

Bloodborne pathogens are tiny microorganisms found in human blood or other bodily fluids that can cause diseases in humans. Controlling our exposure to bloodborne pathogens can prevent these diseases and save lives. This program discusses the components of an Exposure Control Plan and safe work practices that protect employees from exposure.

Topics include: occupational exposure, routes of entry, universal precautions, handling potentially infectious material, and responding to an exposure.

1512

Categories: Hazard Communications, Chemical Safety, Canadian Programs

Length: 22 minutes

© 2015

1509

Categories: Electrical Safety, Arc Flash / NFPA 70E, Canadian Programs

Length: 26 minutes

© 2014

1505

Categories: Lockout/Tagout, Canadian Programs

Length: 18 minutes

© 2008

1110

Categories: Fire Safety, To the Point Series, Canadian Programs

Length: 12 minutes

© 2016

1101

Categories: Bloodborne Pathogens, To the Point Series, Canadian Programs

Length: 12 minutes

© 2016



To the Point About: The WHIMS Program and GHS — Canada

Various chemicals present many physical and health hazards that cause property damage or harm people. Protecting workers from exposure to hazardous chemicals can prevent injuries and illnesses. This program reviews the Hazard Communication Program and how employees can avoid chemical exposures.

Topics include: three types of chemical hazards, pictograms, container labels, hazard and precautionary statements, and Safety Data Sheets.



To the Point About: Preventing Hearing Loss — Canada

Power tools, lawn equipment, metal working machinery, air compressors, and countless other pieces of machinery or tools generate noise at levels high enough to damage our hearing. Controlling our exposure to high levels of noise can prevent the life-changing effects of hearing loss. This program explains how the hearing loss prevention program works to protect workers' hearing.

Topics include: permissible exposure levels, use of earplugs, ear muff use, audiometric testing, and the importance of protecting our hearing.

The DVD includes the Spanish version at no extra charge.



To the Point About: Lockout/Tagout — Canada

The unexpected starting of machines or other unplanned releases of hazardous energy can have devastating consequences. Controlling hazardous energy can prevent injuries and save lives. This program explains the procedures workers must follow to protect themselves during lockout operations.

Topics include: employee designations, situations requiring lockout, lockout/tagout devices, energy control procedures, and returning equipment to service.

The DVD includes the Spanish version at no extra charge.



To the Point About: Safe Forklift Operation — Canada

Unsafe operation of forklifts often contributes to property damage and employee injuries. Ensuring that drivers operate forklifts in a safe manner can prevent injuries and save lives. This program reviews the proper operating procedures forklift operators must follow to keep themselves and their co-workers safe.

Topics include: operator training and certification, pre-operational inspection, maintaining a truck's stability, lifting and placing loads, safe driving techniques, and loading docks and trailers.

The DVD contains the Spanish version at no extra charge.

1103

Categories: Hazard Communications, To the Point Series, Canadian Programs

Length: 13 minutes

© 2016

1104

Categories: Hearing Protection, To the Point Series, Canadian Programs

Length: 12 minutes

© 2016

1105

Categories: Lockout/Tagout, To the Point Series, Canadian Programs

Length: 13 minutes

© 2016

1109

Categories: Forklift Safety, To the Point Series, Canadian Programs

Length: 12 minutes

© 2016

Cell Phone Use



Cell Phones: Manners Versus Rudeness

Cell phones are a marvelous invention, but if their use causes carelessness and excessive stress and inconsideration, they can be seen as a nuisance, a health hazard, and a deadly distraction. People really dislike cell phone abuse over dinner, a meeting, a movie, or a funeral. This program discusses cell phone rudeness and why we should be concerned about it, as well as the etiquette we can practice to be aware and considerate when using our phones.



Cell Phones in the Workplace: A Dangerous Distraction

Our cell phones are powerful tools that allow us to have instant access to information and communication. When used appropriately, these devices can make our lives easier and more enjoyable; but when used at the wrong time and in the wrong manner, these same devices can get us in trouble at work and cause serious injury. This program discusses how sending and receiving text messages can cause us to lose focus on doing our jobs safely and efficiently as well as the importance of always following your company's policy regarding cell phone use. Also featured are several workplace scenarios that illustrate the tragic consequences of ignoring these policies in order to text when it is unsafe or prohibited.

Other topics include: how cell phone use adversely affects our production level, following the company plan for emergency contact, appropriate use of company-owned cell phones, and why we must have the courage to speak up and refuse to participate in unsafe and inappropriate texting.



Cell Phones In The Workplace: A Dangerous Distraction (Concise)

Our cell phones are powerful tools that allow us to have instant access to information and communication. When used appropriately, these devices can make our lives easier and more enjoyable; but when used at the wrong time and in the wrong manner, these same devices can get us in trouble at work and cause serious injury. This program discusses how sending and receiving text messages can cause us to lose focus on doing our jobs safely and efficiently as well as the importance of always following your company's policy regarding cell phone use. Also featured are several workplace scenarios that illustrate the tragic consequences of ignoring these policies in order to text when it is unsafe or prohibited.

Other topics include: how cell phone use adversely affects our production level, following the company plan for emergency contact, appropriate use of company-owned cell phones, and why we must have the courage to speak up and refuse to participate in unsafe and inappropriate texting.



Hang Up and Drive

In May 2008, Jacy Good and her parents were enjoying a great day of accomplishment — Jacy's college graduation. But that day was shattered when a young man on a cell phone cause a devastating collision that took the lives of Jacy's parents and left her in a coma. Her brain injury has left her with physical, speech, and cognitive impairment. But Jacy's story is an inspiration also. Since the collision Jacy has worked tirelessly to raise awareness about the dangers of cell phone use while driving. In North America, 15 people die everyday because of cell phone use while driving. This is a story that can help you change the culture of cell phone use and driving at your organization. This is a story that can save lives.

5233

Categories: Human Resources, Cell Phone Use
Length: 5 minutes
© 2019

4103

Categories: Cell Phone Use
Length: 15 minutes
© 2011

4104

Categories: Cell Phone Use
Length: 8 minutes
© 2011

4235

Categories: Driving Safety, Cell Phone Use
Length: 20 minutes
© 2012

Hang Up and Drive (Concise)

In May 2008, Jacy Good and her parents were enjoying a great day of accomplishment — Jacy's college graduation. But that day was shattered when a young man on a cell phone cause a devastating collision that took the lives of Jacy's parents and left her in a coma. Her brain injury has left her with physical, speech, and cognitive impairment. But Jacy's story is an inspiration also. Since the collision Jacy has worked tirelessly to raise awareness about the dangers of cell phone use while driving. In North America, 15 people die everyday because of cell phone use while driving. This is a story that can help you change the culture of cell phone use and driving at your organization. This is a story that can save lives.



Texting and Driving: The Facts

Texting and driving is the new drunk driving of the technological world we live in. This safety video covers the three basic ways texting and driving distracts drivers and presents testimonials from a few drivers who have had personal experiences with texting and driving. Texting and driving not only effects you, it also effects those around you.



4243

Categories: Driving Safety, Cell Phone Use
Length: 11 minutes
© 2012

4255

Categories: Driving Safety, Cell Phone Use
Length: 9 minutes
© 2013

Chemical Safety



To the Point About: Compressed Air Safety ^{ES}

Our workplace is full of hazards, hazards that can hurt us or kill us. Controlling these hazards and preventing injuries is the point of our safety and health program. One such hazard is the one presented by the use of compressed air to power our tools and equipment. Ensuring that we use compressed air safely can prevent injuries and save lives. That is the point of our facility's policies regarding the use of compressed air and that is the point of this program. So, pay close attention as we get to the point about compressed air safety.

Topics include: pre-use inspection, personal protective equipment, safe work practices, hazards of cleaning with compressed air, pressure-reducing nozzles and dead man's switches and why cleaning the body with compressed air is so dangerous.



What's Wrong With This Picture? Hazard Communication and GHS

This safety video holds the viewer's attention while providing the essential training and information needed to work safely with chemicals. The video presents a thorough and entertaining presentation of the HAZCOM Standard and GHS (Globally Harmonized System of Classification and Labeling of Chemicals). Interesting examples and demonstrations help the viewers understand the importance of information available to them on labels, pictograms, Safety Data Sheets, and their company's written Hazard Communication Plan. Correct and incorrect chemical safety procedures are re-enacted in a wide variety of work settings. Customize your training with the ability to play the entire video, or only the "Label" segment or "SDS" segment.

English and Spanish subtitles are included.



Working Safely With Compressed Gas Cylinders (Concise) ^{ES}

Safety must be a worker's number one priority when handling, using, and storing compressed gas cylinders. They present some very specific hazards that can be the source of serious injury. With the average cylinder weighing about eight pounds, unsafe handling techniques result in thousands of sprains, strains, bruises, and broken bones each year. In addition, various contents of gas cylinders can pose additional hazards: flammable or explosive gases, substances that displace breathable air, or create a toxic atmosphere or gases that may be corrosive or toxic to the skin and eyes. This safety training video reviews the safe work practices that can help workers prevent injuries and property damage when working with or around compressed gas cylinders.

Topics include: preparing to handle cylinders, safe transportation and handling, securing cylinders, proper hook up, testing for leaks, cylinder storage.

5055

Categories: Workplace Safety, Chemical Environmental

Length: 12 minutes

© 2019

4796

Categories: Hazard Communications, Chemical Safety

Length: 19 minutes

© 2016

4849

Categories: Chemical Safety, Materials Handling, Welding Safety

Length: 10 minutes

© 2017

Working Safely With Compressed Gas Cylinders ^{ES}

Safety must be a worker's number one priority when handling, using, and storing compressed gas cylinders. They present some very specific hazards that can be the source of serious injury. With the average cylinder weighing about eight pounds, unsafe handling techniques result in thousands of sprains, strains, bruises, and broken bones each year. In addition, various contents of gas cylinders can pose additional hazards: flammable or explosive gases, substances that displace breathable air, or create a toxic atmosphere or gases that may be corrosive or toxic to the skin and eyes. This safety training video reviews the safe work practices that can help workers prevent injuries and property damage when working with or around compressed gas cylinders.

Topics include: preparing to handle cylinders, safe transportation and handling, securing cylinders, proper hook up, testing for leaks, cylinder storage.

4848

Categories: Chemical Safety, Materials Handling, Welding Safety

Length: 17 minutes

© 2017



Crystalline Silica Employee Training (Concise) ^{ES}

Crystalline silica is a naturally occurring substance used in a wide variety of industries and construction operations, such as the production of cement, sandblasting operations, and the production of glass and ceramics. While silica has many valuable uses, it can also present a danger when workers are exposed to excessive amounts of crystalline silica dust. In fact, there are hundreds of deaths each year and thousands of illnesses attributed to harmful exposures to silica dust. To help prevent such exposures, OSHA recently issued regulations for general industry and maritime operations as well as the construction industry. This program discusses key requirements of the silica standards as well as basic safe work practices that employees should follow to protect themselves from harmful exposure to crystalline silica.

Topics include: effects of exposure, engineering controls, work practice controls, respiratory protection, and Table 1 of the Construction Regulation.

4835

Categories: Chemical Safety, Construction, Respiratory Safety

Length: 10 minutes

© 2016



Crystalline Silica Employee Training ^{ES}

Crystalline silica is a naturally occurring substance used in a wide variety of industries and construction operations, such as the production of cement, sandblasting operations, and the production of glass and ceramics. While silica has many valuable uses, it can also present a danger when workers are exposed to excessive amounts of crystalline silica dust. In fact, there are hundreds of deaths each year and thousands of illnesses attributed to harmful exposures to silica dust. To help prevent such exposures, OSHA recently issued regulations for general industry and maritime operations as well as the construction industry. This program discusses key requirements of the silica standards as well as basic safe work practices that employees should follow to protect themselves from harmful exposure to crystalline silica.

Topics include: effects of exposure, engineering controls, work practice controls, respiratory protection, Table 1 of the Construction Regulation.

4834

Categories: Chemical Safety, Construction, Respiratory Safety

Length: 15 minutes

© 2016



Hydrogen Sulfide Employee Training (Concise) ^{ES}

Employees can work safely in areas where the potential of hydrogen sulfide exists by following their organization's Hydrogen Sulfide Contingency Plan, knowing how and when to use respiratory protection, and knowing the meaning of their facility's hydrogen sulfide warning sounds and signals. This program reviews these three key issues and many other precautions that protect employees from H2S exposures when followed.

Topics include: characteristics of hydrogen sulfide, symptoms of H2S exposure, exposure limits, use of respiratory protection, confined space entry, warning devices and monitoring systems, evacuation procedures, and safety tips for working in H2S-prone areas.

4043

Categories: Chemical Safety, Respiratory Safety

Length: 10 minutes

© 2010





Hexavalent Chromium Employee Training

Hexavalent chromium is essential to a number of industrial applications: chromate pigments are used in dyes, ink, and plastics; chromic acid is used in chrome plating; and chromates are used to prevent corrosion in paints and other coatings. While these compounds can be very beneficial, they can also be harmful or lethal to those employees exposed to them. This program discusses the safe work practices these workers must follow to avoid exposures to this hazardous substance.

Topics include: characteristics and properties of hexavalent chromium; effects of exposures, engineering and work practice controls; medical surveillance; the respiratory protection program; protective clothing and equipment; proper housekeeping; and responding to exposures.



Hexavalent Chromium Employee Training (Concise) ^{ES}

Hexavalent chromium is essential to a number of industrial applications: chromate pigments are used in dyes, ink, and plastics; chromic acid is used in chrome plating; and chromates are used to prevent corrosion in paints and other coatings. While these compounds can be very beneficial, they can also be harmful or lethal to those employees exposed to them. This program discusses the safe work practices these workers must follow to avoid exposures to this hazardous substance.

Topics include: characteristics and properties of hexavalent chromium; effects of exposures, engineering, and work practice controls; medical surveillance; the respiratory protection program; protective clothing and equipment; proper housekeeping and responding to exposures.



WHMIS and the GHS Employee Training — Canada

WHMIS helps ensure quality and consistency in the classification and labeling of all chemicals, which improves an employee's ability to quickly understand critical safety information. This program is designed to help employees understand the three key elements of WHMIS: hazard classification, container labeling, and safety data sheets.

Topics include: the written WHMIS plan; physical and health hazard classes; pictograms, signal words, and other information on container labels; the 16 sections of a safety data sheet.



HAZWOPER: Understanding Chemical Hazards ^{ES}

Hazardous materials and waste are a part of many work situations and can be found in many types of facilities and job sites. It is very important for your employees to know how to recognize these potentially dangerous substances, and how to handle and dispose of them properly. As part of OSHA's HAZWOPER regulations, there are varying requirements for employee training, depending on the employee's specific level of involvement with hazardous materials. This program will help your employees understand the nature and behavior of hazardous chemicals. More importantly, the information provided in this training program will them work safely around hazardous materials.

Topics include: information found on Safety Data Sheets and container labels, technical terms regarding exposure, routes of entry, exposure limits, characteristics of the major types of hazardous chemicals, preventing exposures, and responding to exposures and spills or leaks.

3629

Categories: Chemical Safety, Respiratory Safety
Length: 17 minutes
© 2007

1654

Categories: Chemical Safety, Respiratory Safety
Length: 10 minutes
© 2007

1512

Categories: Hazard Communications, Chemical Safety, Canadian Programs
Length: 22 minutes
© 2015

5136

Categories: HAZWOPER, Chemical Safety
Length: 21 minutes
© 2014



HAZWOPER: Understanding HAZWOPER ^{ES}

Hazardous materials and waste are a part of many work situations and can be found in many types of facilities and job sites. It is very important for your employees to know how to recognize these potentially dangerous substances, and how to handle and dispose of them properly. As part of OSHA's HAZWOPER regulations, there are varying requirements for employee training, depending on the employee's specific level of involvement with hazardous materials. This program will help employees understand various aspects of the HAZWOPER regulations, as well as their rights and responsibilities as someone who works with hazardous materials or waste. More importantly, the information provided in this training program will help employees to work safely around hazardous materials.

Topics include: definitions of hazardous chemicals and hazardous waste, the site safety and health plan, the site control plan, HAZWOPER training requirements, safe work practices, the medical surveillance program, the emergency response plan, and decontamination procedures.



Silica Safety in Industrial and Construction Environments ^{ES}

Respirable crystalline silica can create severe health problems for anyone who breathes it. OSHA estimates that more than 100,000 employees in general industry as well as 2 million construction workers are exposed to respirable crystalline silica on the job each year. In order to work safely, employees need to understand the hazards of silica dust and the regulations that have been created to help protect them from it. They should also be able to recognize silica hazards that they may encounter in their workplace and know the equipment and safe practices they should use to reduce their exposure to respirable crystalline silica. This program reminds employees about the hazards of silica dust and what they can do to avoid them.

Topics include: silicosis, OSHA's Silica Standards, Table 1 of the Construction Standard, the Exposure Control Plan, housekeeping, personal protective equipment, and medical surveillance.



Safety Showers and Eye Washes in the Laboratory

Employees may never need a safety shower or an eye was, but if they do, knowing where they are located, and the proper procedures for using them, can prevent serious injury or possibly even save a life.

This video reviews the correct ways to use this equipment, and emphasizes the need for quick action after a chemical splash or spill in a laboratory.

Topics covered in these products include: getting to eye washes and safety showers in an emergency, operating showers and eye washes, exposure to corrosive substances, testing eye wash and shower equipment, using showers and eye washes properly.



Pay Attention to Warning Labels ^{ES}

Safety labels are there for a reason. And reading the label before using a new product or tool can make the difference between life and death. Presented by Martin Lesperance.

5126

Categories: HAZWOPER, Chemical Safety
Length: 26 minutes
© 2014

5094

Categories: Chemical Safety, Construction, Respiratory Safety
Length: 16 minutes
© 2018

5015

Categories: Eye Safety, Chemical Safety, Laboratory Safety
Length: 10 minutes
© 2014

4910

Categories: Chemical Safety, Meeting Openers, Martin Lesperance
Length: 2 minutes
© 2010

This program is a microlearning.



Lead Exposure in Construction Environments ^{ES}

Lead is one of the first metals ever used by man, but it was also the cause of the first recorded occupational disease, “lead colic,” suffered by a metal worker who lived about 2,400 years ago. While it has many uses, lead is also toxic — poisonous to humans, animals, and plants. When it is taken into the human body, it usually leads to serious health problems, and it can be fatal.

According to OSHA, more than 800,000 workers in the United States are exposed to lead regularly as part of their jobs. Employees need to understand the health hazards of lead exposure, the safety standards that have been established to protect them on the job, and what they can do to safeguard themselves from lead’s harmful effects every day. This program reminds employees of the dangers of lead and the health effects long-term exposure can have.



Lead Exposure In General Industry ^{ES}

Lead is one of the first metals ever used by man, but it was also the cause of the first recorded occupational disease, “lead colic,” suffered by a metal worker who lived about 2,400 years ago. While it has many uses, lead is also toxic — poisonous to humans, animals, and plants. When it is taken into the human body, it usually leads to serious health problems, and it can be fatal.

According to OSHA, more than 800,000 workers in the United States are exposed to lead regularly as part of their jobs. Employees need to understand the health hazards of lead exposure, the safety standards that have been established to protect them on the job, and what they can do to safeguard themselves from lead’s harmful effects every day. This program reminds employees of the dangers of lead and the health effects long-term exposure can have.



Lead in the Workplace

Designed for employees in the construction industry who may be exposed to lead in a variety of situations while performing their job duties.



Compressed Gas Cylinders

In today’s work environments, compressed gas is used for many things — refrigeration, welding, heating, and a number of other functions. Compressed gases can be dangerous, and employees who work with them need to know how to handle them properly. This safety video provides the information employees need to work safely when handling and using these materials.

Areas covered in the program include: hazards associated with compressed gases, moving and transporting cylinders safely, positioning cylinders properly, proper hook-up procedures, safe storage practices, storage incompatibilities.

4842

Categories: Chemical Safety, Construction

Length: 21 minutes

© 2016

4841

Categories: Chemical Safety

Length: 20 minutes

© 2016

3718

Categories: Chemical Safety

Length: 13 minutes

© 2007

4797

Categories: Chemical Safety, Materials Handling

Length: 18 minutes

© 2016



Asbestos Awareness Employee Basic Training

Asbestos is a strong and incombustible fiber widely used in the past for asbestos cement piping, fireproofing, and insulation. Employers are required to provide basic awareness training for employees who may have to work around asbestos containing materials. This program covers topics where training is required by various government safety regulations, and forms the core of the two-hour asbestos awareness training requirement mandated by OSHA. It is ideal for custodians, maintenance workers, and others who might contact asbestos containing materials during the course of their work.

Topics covered also include: asbestos properties and physical characteristics; types of asbestos containing materials and their uses in buildings; latency period and health effects resulting from exposure such as asbestosis, lung cancer and mesothelioma; personal protective equipment and proper handling of asbestos materials; working with asbestos cement piping.



Asbestos Awareness ^{ES}

Before the negative health effects of asbestos were fully understood, this hazardous substance was used in thousands of products and building materials. And asbestos-containing materials can be found in many buildings even today. Employees such as custodial, engineering, and maintenance staff need to understand the health risks associated with asbestos, be able to recognize asbestos hazards in their workplace, and know what to do to protect themselves and others from exposure to asbestos. This video provides employees with this important information, and also helps employers comply with the training requirements of the OSHA Asbestos Standard.

Topics covered include: asbestos: miracle and menace; the health effects of asbestos; thermal system insulation; sprayed-on materials, floor, and ceiling tiles; protective equipment and safe work practices.



Anhydrous Ammonia Safety

This video teaches employees how to make a systematic evaluation of the entire ammonia system, determine if possible problem areas exist and make sure the ammonia system at your facility remains under control. Viewers will learn how to gather process safety data, as well as understand and evaluate process flow and piping/instrumentation diagrams.

Topics addressed include: chemical properties of ammonia and they relate to safety; the typical ammonia process; related equipment; performing a process hazard analysis; and developing an emergency response plan.



Chemical Hazards and Materials (Schools)

Over the years, we’ve learned that the nation’s hazardous waste problems cannot be cured by simply burying waste in the land. Treating chemicals prior to land disposal will not necessarily remedy our hazardous waste problems. It’s essential that we first minimize the generation and subsequent need for treatment, storage, and disposal of hazardous waste. This concept, called “waste minimization,” is essential for ensuring a healthful environment for us all.



Chlorine Safety

This video shows employees how to make a systematic evaluation of your entire chlorine system, determine if problem areas exist and make sure the system at your facility remains under control. Viewers will also learn how to gather process safety data about the chlorine process and understand and evaluate process flow and piping/instrumentation diagrams.

4748

Categories: Chemical Safety, Maintenance & Operations

Length: 18 minutes

© 2011

3065

Categories: Chemical Safety, Maintenance & Operations

Length: 19 minutes

© 2016

4615

Categories: Chemical Safety

Length: 19 minutes

© 2003

4003

Categories: Chemical Safety, School Safety

Length: 14 minutes

© 2010

3496

Categories: Chemical Safety

Length: 20 minutes

© 2014



Dealing With Hazardous Spills ^{ES}

Hazardous materials are a part of many work situations. They can be found in many different types of facilities and on many job sites—from manufacturing and construction to retail and office environments. Some organizations have to deal with hazardous materials as part of their daily business, and have detailed plans and highly trained workers to handle a sudden spill. But other facilities only have to handle these materials infrequently, and may not have given much thought to what must be done in case of a spill. This video is designed to help employees who seldom have to face the dangers of a hazardous spill deal with a cleanup situation.

Areas covered in the program include: the Hazard Communication Plan, the Emergency Response Plan, five levels of OSHA's HAZMAT training, initial spill response, spill containment, instruments used to identify chemicals, additional hazards of a spill site.



The OSHA Formaldehyde Standard — Laboratory


While formaldehyde is used in many laboratory operations, it can still be a significant health hazard. The results of mishandling formaldehyde can be serious. They can range from the short-term discomfort associated with minor burns or skin irritation, to chronic effects from a lifetime of overexposure. This video provides training that is required by this standard, focusing on the rules and procedures that the standard establishes for working with this potentially dangerous chemical.

Areas covered in the program include: potential health hazards; testing for Permissible Exposure Limits (PEL); labeling and material Safety Data Sheets; hoods and other ventilation systems; personal protective equipment; spill and cleanup and decontamination procedures; first aid; the Medical Surveillance Plan.



Carbon Monoxide Poisoning

Designed to train employees in hazards and safety procedures when exposed to carbon monoxide poisoning. Explains what causes carbon monoxide and how to prevent exposure.



Carbon Monoxide: The Facts — Hospitality Version ^{ES}

Carbon Monoxide is orderless, colorless, deadly and it could be in your property. Everyone needs to be aware of this optional threat.

This safety training program covers: what is carbon monoxide and why is it dangerous; how carbon monoxide is generated and how it is handled in occupied spaces; symptoms of carbon monoxide poisoning; maintaining fuel-fired equipment.



Flammable Liquid Safety

Instruction for employees working with flammable liquids. Defines LEL, UEL, flash points, and other related information. Provides the basics of bonding and grounding.



Pesticide Safety Training

Both the Worker Protection Standard and the Hazard Communication Standard mandate training for all agricultural employees that come in contact with pesticides. This training is required for handlers, early entry workers, and all other agriculture workers before they acquire five separate days of entry into pesticide treated areas after the REI expires.



Pesticide Safety Basics

Employee Training is extremely important when it comes to using pesticides. Workers are protected under the Worker Protection Standard and the Hazard Communication Standard regarding hazardous substances in the workplace. Any agricultural worker must be trained in basic pesticide safety rules before entering a pesticide treated area.



Pesticide Safety — Agriculture

This excellent program discusses and educates employees in the agriculture environment about the dangers and safety precautions involved when working with pesticides. Restricted entry intervals, PPE, chemical labeling, and more are covered in this in-depth program.

3395

Categories: Chemical Safety, Hazard Communications, HAZWOPER
Length: 23 minutes
© 2017

3252

Categories: Chemical Safety, Laboratory Safety
Length: 13 minutes
© 2004

3176

Categories: Chemical Safety
Length: 14 minutes
© 2001

4744

Categories: Hospitality, Chemical Safety
Length: 13 minutes
© 2015

3296

Categories: Fire Safety, Chemical Safety
Length: 9 minutes
© 2005

4975

Categories: Agriculture, Chemical Safety
Length: 5 minutes
© 2018

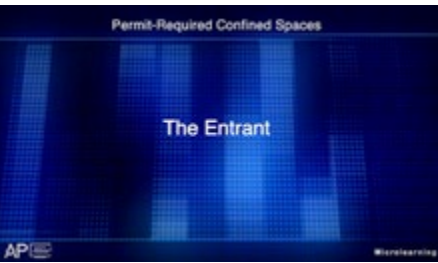
4974



Categories: Agriculture, Chemical Safety
Length: 4 minutes
© 2018

4347

Categories: Agriculture, Chemical Safety
Length: 12 minutes
© 2013

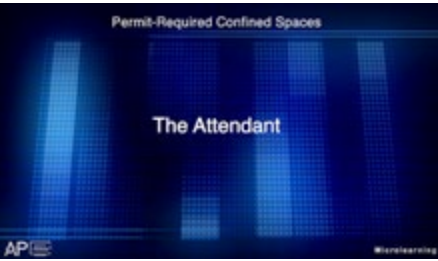
Confined Space Entry





The Entrant  

The Entrant is the member of the confined space entry team who enters the confined space to perform work. The entrants are the only members of the entry team permitted to enter the space. The entrant must be aware at all times of their surroundings to be able to perform their work safely.

Topics include: the duties required by the entrant before, during, and after confined space work is performed.





The Attendant  

The attendant is the member of the confined space entry team that monitors the conditions inside and outside the space as well as the condition of the entrants inside the space. The attendant is a vital part of the confined space entry team. Although the attendant must also be trained as an entrant, the attendant must NOT enter the space and must prevent unauthorized employees from entering while waiting for rescue personnel to arrive.

Topics include: the duties required by the attendant before, during and after confined space work is performed.





The Entry Supervisor  

The entry supervisor is the member of the confined space entry team that is in charge of the overall operation. The entry supervisor uses the written permit as a checklist to make sure all precautions required to make a safe entry have been followed prior to allowing entry to begin. They also must periodically check on operations during work and confirm when the work is completed.

Topics include: the duties required by the entry supervisor before, during and after work in a confined space.





Mechanical and Engulfment Hazards  

When a confined space contains the potential for mechanical or engulfment hazards, these hazards must be listed on the entry permit. Employees can also be engulfed, drowned, or crushed when materials are inadvertently released into a confined space while work is in progress. There are a variety of procedures that may be used to control these types of hazards, and the specific procedures relevant to the confined space to be entered must be listed on the entry permit.

Topics include: what mechanical and engulfment hazards are, procedures used to help prevent these hazards and the duty of the entry supervisor when dealing with such hazards.



Atmospheric Testing and Monitoring  

Atmospheric testing and monitoring are used to detect the presence of atmospheric hazards prior to and during confined space entry operations. Testing the atmosphere of a confined space must be done with a calibrated, direct-reading instrument. Any employee who enters the space, or that employee's authorized representative, shall be provided an opportunity to observe the pre-entry atmospheric testing. If a hazardous atmosphere is detected at any time during the entry process, all employees must exit the space immediately.

Topics include: what to test confined space atmosphere for, when to test the atmosphere, and what to do when a hazardous atmosphere is detected.

5259

Categories: Confined Space Entry, Microlearning

Length: 1 minute 25 seconds

© 2021


 This program is a microlearning.

5258

Categories: Confined Space Entry, Microlearning

Length: 1 minute 16 seconds

© 2021

 This program is a microlearning.

5257

Categories: Confined Space Entry, Microlearning

Length: 1 minute 27 seconds

© 2021


 This program is a microlearning.

5256

Categories: Confined Space Entry, Microlearning

Length: 1 minute 35 seconds

© 2021

 This program is a microlearning.

5255



Categories: Confined Space Entry, Microlearning

Length: 1 minute 52 seconds

© 2021

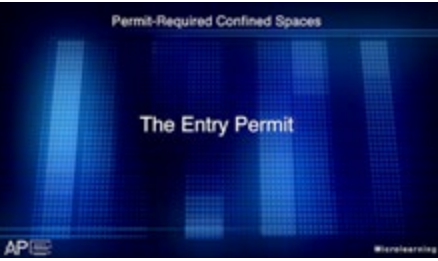
 This program is a microlearning.





Hazardous Atmospheres  

A “Hazardous Atmosphere” as it relates to a confined space is any atmosphere within the space that may expose employees to the risk of death, incapacitation, injury, acute illness, or impairment of the ability to escape unaided from the space. The confined space entry permit will specify the atmospheric testing and monitoring required to detect atmospheric hazards as well as the methods that must be used to control those hazards.

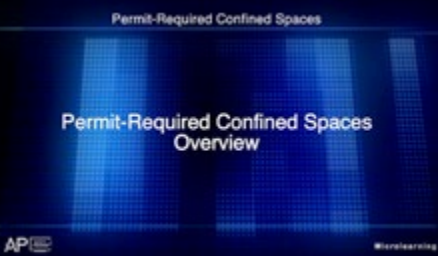
Topics include: what a hazardous atmosphere is and common causes of hazardous atmospheres.





The Entry Permit  

The entry permit is a written or printed document provided by the employer to allow and control entry into a permit-required confined space. No permit-required confined space may be entered without a valid entry permit. The Entry Supervisor uses the entry permit as a checklist to make sure that all precautions required to make a safe entry have been followed prior to allowing the entry to begin. All members of the entry team must be familiar with the information contained on the entry permit.

Topics include: what information and procedures are required on the entry permit and guidelines for the confined entry team to follow.



Permit-Required Confined Spaces – Overview  

A confined space is defined as any space that is large enough to enter and perform work, has limited or restricted means of entry or exit, and is not designed for continuous employee occupancy. The Occupational Safety and Health Administration, OSHA, requires employers to protect employees in general industry from the hazards of entry into permit-required confined spaces by developing a permit-required confined space program. Examples of confined spaces include manholes, tanks, vessels, and pits.

Topics include: the confined space entry team and their duties, what defines a confined space, and what requirements are put into place by OSHA.



Permit-Required Confined Spaces 

A confined space is defined as any space that is large enough to enter and perform work, has limited or restricted means of entry or exit, and is not designed for continuous employee occupancy. The Occupational Safety and Health Administration, OSHA, requires employers to protect employees in general industry from the hazards of entry into permit-required confined spaces by developing a permit-required confined space program. Examples of confined spaces include manholes, tanks, vessels, and pits.

Topics include: the confined space entry team and their duties, entry permits, hazardous atmospheres, atmospheric testing and monitoring, and mechanical and engulfment hazards.



Cal/OSHA Confined Space Entry

Some of the deadliest hazards your workers can face are the conditions that exist inside confined spaces such as manholes, tanks and similar areas. Controlling access to confined spaces and the hazards they contain can prevent injuries and save lives. This program provides an overview of confined space entry operations and explains the safe work practices required by California OSHA to protect workers from confined space dangers.


Topics include: the confined space entry permit, atmospheric hazards, atmospheric testing and monitoring, other confined space hazards and how they are controlled and the duties of the entry supervisor, the attendant, and the entrants.

5254

Categories: Confined Space Entry, Microlearning

Length: 2 minutes 23 seconds

© 2021


 This program is a microlearning.

5253

Categories: Confined Space Entry, Microlearning

Length: 2 minutes 39 seconds

© 2021


 This program is a microlearning.

5252

Categories: Confined Space Entry, Microlearning

Length: 2 minutes 50 seconds

© 2021

 This program is a microlearning.

5251

Categories: Confined Space Entry

Length: 15 minutes

© 2021

5205

Categories: Cal/OSHA, Confined Space Entry

Length: 13 minutes

© 2021



To the Point About: Confined Space Entry ^{ES}

Conditions that exist inside confined spaces such as manholes, tanks, vessels, pits, and similar areas can hurt or kill workers. Controlling access to confined spaces and the hazards they contain can prevent injuries and save lives. This program details the steps outlined in the Confined Space Entry program that are designed to keep confined space workers safe.

Topics include: the confined space entry permit, atmospheric hazards, atmospheric testing and monitoring, and duties of the entry team members. The DVD includes the Spanish version at no extra charge.



Survive Inside: Employee Safety in Confined Spaces ^{ES}

Confined spaces can be dangerous, but they don't have to be. No matter what role employees play in their organization's confined space entry program, they must understand their responsibilities and have the knowledge and skills to perform them properly. This program explains why entering confined spaces can be so hazardous and how those hazards can be controlled by following proper confined space entry procedures. Viewers will also learn valuable lessons from a reenactment of a poorly conducted confined space entry in which three lives are needlessly lost.


Topics include: the definition of non-permit and permit-required confined spaces; the entry permit system; the four types of atmospheric hazards; atmospheric testing and monitoring, controlling confined space hazards; and responsibilities of the entry supervisor, the attendant, and the entrants.



Survive Inside: Employee Safety in Confined Spaces (Concise) ^{ES}

Confined spaces can be dangerous, but they don't have to be. No matter what role employees play in their organization's confined space entry program, they must understand their responsibilities and have the knowledge and skills to perform them properly. This program explains why entering confined spaces can be so hazardous and how those hazards can be controlled by following proper confined space entry procedures. Viewers will also learn valuable lessons from a reenactment of a poorly conducted confined space entry in which three lives are needlessly lost.

Topics include: the definition of non-permit and permit-required confined spaces; the entry permit system; the four types of atmospheric hazards; atmospheric testing and monitoring, controlling confined space hazards; and responsibilities of the entry supervisor, the attendant, and the entrants.



Confined Spaces and the Entry Permit System ^{ES}

This video is designed to make viewers aware of confined space hazards and the steps that must be taken to prevent these hazards from contributing to injuries and deaths.

Topics include: the definition of a confined space, the written confined space entry program, the difference between permit and non-permit required spaces, confined space hazards and the entry permit system. Also covered are the responsibilities of each of the confined space entry team members: the entry supervisor, the standby attendant, and the entrants.

4811

Categories: Confined Space Entry, To the Point Series
Length: 12 minutes
© 2016

4277

Categories: Confined Space Entry
Length: 20 minutes
© 2012

4278

Categories: Confined Space Entry
Length: 10 minutes
© 2012

3164

Categories: Confined Space Entry
Length: 15 minutes
© 2001



Confined Spaces and the Entry Permit System (Concise) ^{ES}

This video is designed to make viewers aware of confined space hazards and the steps that must be taken to prevent these hazards from contributing to injuries and deaths.

Topics include: the definition of a confined space, the written confined space entry program, the difference between permit and non-permit required spaces, confined space hazards and the entry permit system. Also covered are the responsibilities of each of the confined space entry team members: the entry supervisor, the standby attendant, and the entrants.



HAZWOPER: Confined Space Entry ^{ES}

Hazardous materials and waste are a part of many work situations and can be found in many types of facilities and job sites. It is very important for your employees to know how to recognize these potentially dangerous substances, and how to handle and dispose of them properly. As part of OSHA's HAZWOPER regulations, there are varying requirements for employee training, depending on the employee's specific level of involvement with hazardous materials. This program will help employees' understand how critical it is to work safely in confined spaces where hazardous materials may be present.

Topics include: characteristics of confined spaces, permit space entry programs, responsibilities of entry team members and rescue personnel, atmospheric testing, and protecting entrants in hazardous atmospheres.



Use Caution in Tight Spaces ^{ES}

If you find yourself in a confined space where rescuing you after an injury would be extremely difficult, whether an underground cave or a backyard septic tank, follow the safety procedures already in place. Presented by Martin Lesperance.



Confined Space Entry — General Industry and Construction ^{ES}

Comprehensive Confined Space Entry training updated standards. Addressing the Confined Spaces Standards for both general industry and construction. In 1993 OSHA issued the Permit-Required Confined Spaces Standard for General Industry. The Confined Spaces in Construction Standard extends similar protections to workers in the construction industry. The new Standard also clarifies many points in the earlier General Industry rule. And depending on the tasks their workers will be performing in the Permit Space, many employers that don't normally consider themselves to be in the construction business may find that the Construction Standard applies to them, as well. You can provide all of these employers with critical information on how to stay compliant with OSHA's regulations and keep their workers safe in confined spaces. The Confined Space Entry training program provides employees with current facts on confined space hazards, how a Permit Space Program reduces these risks, what roles they may play in a confined space entry, how to keep themselves and their co-workers safe inside, and more.

1613

Categories: Confined Space Entry
Length: 8 minutes
© 2001

5130

Categories: HAZWOPER, Confined Space Entry
Length: 21 minutes
© 2000

4909

Categories: Meeting Openers, Confined Space Entry, Martin Lesperance
Length: 2 minutes
© 2010

^{ES} This program is a microlearning.

4770

Categories: Confined Space Entry, Construction
Length: 25 minutes
© 2015



Confined Space Entry A Deadly Situation ^{ES}

Working in spaces such as manholes, tanks, ducts, and pits is just a part of the job for the workers in many industries. No matter how familiar employees may be with a space, there will always be risks. The hazards in a confined space can be deadly, but with careful planning, the right equipment and thorough training, the hazards inside a confined space can be controlled.

This safety video is an all new training program that covers the following areas: confined space hazards, confined space protection, confined space ventilation, confined space entry.



To the Point About: Confined Space Entry – Canada

Canadian Version

Conditions that exist inside confined spaces such as manholes, tanks, vessels, pits, and similar areas can hurt or kill workers. Controlling access to confined spaces and the hazards they contain can prevent injuries and save lives. This program details the steps outlined in the Confined Space Entry program that are designed to keep confined space workers safe.

Topics include: the confined space entry permit, atmospheric hazards, atmospheric testing and monitoring, and duties of the entry team members.

4778

Categories: Confined Space Entry
Length: 21 minutes
© 2015

4980

Categories: Confined Space Entry,
To the Point Series,
Canadian Programs
Length: 12 minutes
© 2016

Construction



Fall Hazards in Construction ^{ES} [🔊]

Fall Hazards are one of the leading causes of injuries and fatalities in construction. Most fall-related injuries and deaths in construction result from falls from height. The three major sources of falls from height include: roofs; unprotected edges, holes, and openings; improper scaffold construction; and the unsafe use of portable ladders.

This program includes: the use of guardrails, personal fall arrest systems, scaffolding, and the safe use of ladders.

5250

Categories: Construction,
Fall Protection /
Prevention,
Microlearning
Length: 3 minutes 18 seconds
© 2021

[🔊] This program is a microlearning.



Electrocution Hazards in Construction ^{ES} [🔊]

There are three major types of electrocution hazards in the construction industry: contact with power lines, contact with energized sources, and the improper use of extension and flexible power cords. Before conducting any construction work, workers must survey the site for overhead powerlines and other forms of energized power.

This program examines safe electrical practices such as using GFCI's, avoiding damp or wet conditions with electricity, and proper use of extension cords.

5249

Categories: Construction,
Electrical Safety,
Microlearning
Length: 2 minutes 58 seconds
© 2021

[🔊] This program is a microlearning.



Caught-In and Caught-Between Hazards in Construction ^{ES} [🔊]

Caught-in and caught-between hazards are some of the leading causes of injuries and fatalities in construction and are part of OSHA's "Fatal Four" construction hazards. "Caught-in" or "caught-between" injuries occur when someone is caught, squeezed, pinched, or pinned between two or more objects. If not fatal, these incidents often result in crushing injuries such as broken bones, amputations and asphyxiation. This program shows how you can prevent these types of situations by never placing yourself between any solid objects that could move, or between moving equipment and stationary objects.

5248

Categories: Construction,
Microlearning
Length: 3 minutes 28 seconds
© 2021

[🔊] This program is a microlearning.



Struck-By Hazards in Construction ^{ES} [🔊]

Struck-by hazards are one of the leading causes of injuries and fatalities in construction and are one of OSHA's "Fatal Four" construction hazards. "Struck-by" injuries such as broken bones, bruises, and blunt force trauma occur when any type of an object or piece of equipment makes forcible contact with an employee. Always keep in mind that hardhats, safety glasses, and steel-toed boots provide critical protection from struck-by hazards on construction sites and must be worn when required. Struck-by hazards are divided into the following groups: flying objects, falling objects, swinging objects, and rolling objects. This program emphasizes how to avoid each of these hazards.

5247

Categories: Construction,
Microlearning
Length: 4 minutes 23 seconds
© 2021

[🔊] This program is a microlearning.



Construction's Fatal Four Hazards – Overview ^{ES} [🔊]

A construction jobsite can be dangerous and contains hazards that can quickly injure or kill construction workers. Due to the nature of construction work, these hazards are constantly changing as the construction project enters and completes the various stages of construction. Known as the "Fatal Four" or the "Focus Four," these hazards include: struck-by hazards, caught-in or caught-between hazards, fall hazards, and electrocution hazards. All construction workers must be aware of these "Fatal Four Hazards" and follow the safe work practices and procedures required to prevent construction-related injuries and fatalities.

5246

Categories: Construction,
Microlearning
Length: 2 minutes 50 seconds
© 2021

[🔊] This program is a microlearning.



Construction’s Fatal Four Hazards ^{ES}

A construction jobsite can be dangerous and contains hazards that can quickly injure or kill construction workers. Due to the nature of construction work, these hazards are constantly changing as the construction project enters and completes the various stages of construction. Known as the “Fatal Four” or the “Focus Four,” these hazards include: struck-by hazards, caught-in or caught-between hazards, fall hazards, and electrocution hazards. All construction workers must be aware of these “Fatal Four Hazards” and follow the safe work practices and procedures required to prevent construction-related injuries and fatalities.

Topics include: the four most common causes of injuries and fatalities in construction, how PPE can provide critical protection on a job site, reminders to remain aware of where you are at all times on the job site, electrocution hazards, and safe ladder use.



Struck By Hazards: One of Construction’s Fatal Four ^{ES}

“Struck-by” hazards on a construction site are divided into the following groups: flying objects, falling objects, swinging objects, and rolling objects. This program discusses specific hazards from these four groups and the safe work practices your workers must follow to avoid them. Struck-by injuries occur when any type of an object or piece of equipment makes forcible contact with an employee. If not fatal, these incidents often result in broken bones, cuts, bruises, blunt force trauma and other injuries to the feet, head, or body.

Topics include: safety tips for preventing each group of struck-by injuries, personal protective equipment, safe tool use, and preventing vehicle incidents.



Fall Hazards: One of Construction's Fatal Four ^{ES}

This program reviews the safeguards employees must follow to control the common fall hazards that are often present when working above ground level. OSHA classifies falls into two different categories: falls from height and falls on the same level. Construction workers have an increased risk of both types of fall hazards, but the one that results in more construction-related fatalities are falls from height. The three major sources of falls from height in the construction industry include roofs, unprotected edges, holes and openings, improper scaffold construction and the unsafe use of portable ladders.

Topics include: common fall hazards, guardrail use, personal fall arrest systems, fall protection requirements for scaffolding, and basic portable ladder safety precautions.



Electrical Hazards: One of Construction’s Fatal Four ^{ES}

This program will help viewers understand the electrocution hazards found on a construction site and the precautions they must take to prevent electrical burns and shocks. The three major types of these hazards in the construction industry are contact with power lines, contact with energized sources and the improper use of extension and flexible power cords. It is critical that your employees don't overlook the risks posed by electricity and treat it with respect.

Topics include: maintaining safe distances from power lines, the effects of electrical shock, how electrical burns can occur and be avoided, ground fault circuit interrupters (GFCIs), safety precautions for working on electrical equipment, and safe use of extension and flexible power cords.

5245

Categories: Construction
Length: 17 minutes
© 2021

5200

Categories: Construction
Length: 11 minutes
© 2020

5199

Categories: Construction,
Fall Protection /
Prevention
Length: 11 minutes
© 2020

5198

Categories: Construction,
Electrical Safety
Length: 11 minutes
© 2020



Caught Between Hazards: One of Construction’s Fatal Four ^{ES}

Use this program to show your workers the various “caught-between” hazards that can be found on a construction site and the safe work practices that they must follow to protect themselves from these dangers. Caught-in or caught-between injuries occur when someone is caught, squeezed, pinched or pinned between two or more objects. If not fatal, these incidents often result in crushing injuries such as broken bones, amputations and asphyxiation. Some common examples of caught-in and caught-between hazards include being pinned between moving equipment and solid objects, becoming caught in a trench or excavation collapse, getting caught in rotating parts or moving machinery and being caught in or trapped under collapsing structures or shifting materials.

Topics include: avoiding becoming caught between equipment or objects, the role equipment operators play in preventing caught-between injuries, avoiding excavation collapses, preventing caught-in rotating or moving part injuries, and avoiding being caught in collapsing structures.



Safety Bob’s Comprehensive Construction Safety ^{ES}

Construction work is very dangerous, as nearly 1,000 workers are killed and thousands of others are injured on construction jobsites each year. While there have been many safety improvements over the years to control the hazards that contribute to these incidents, new and inexperienced workers still get hurt on the jobsite way too often. This program stresses the point that these workers must be responsible for their own personal safety. Construction Safety Specialist Bob Synnett discusses the hazards of construction work and what actions construction workers can take to avoid mishaps on the job.

Topics include: PPE, excavation, ladder safety, scaffolding, fall protection, and electrical safety.



Safety Bob’s Comprehensive Construction Safety (Concise)

Construction work is very dangerous, as nearly 1,000 workers are killed and thousands of others are injured on construction jobsites each year. While there have been many safety improvements over the years to control the hazards that contribute to these incidents, new and inexperienced workers still get hurt on the jobsite way too often. This program stresses the point that these workers must be responsible for their own personal safety. Construction Safety Specialist Bob Synnett discusses the hazards of construction work and what actions construction workers can take to avoid mishaps on the job.

Topics include: PPE, excavation, ladder safety, scaffolding, fall protection, and electrical safety.

5197

Categories: Construction
Length: 11 minutes
© 2020

4367

Categories: Construction,
Safety Orientation
Length: 24 minutes
© 2013

4368

Categories: Construction,
Safety Orientation
Length: 13 minutes
© 2013



Silica Safety in Industrial and Construction Environments ES

Respirable crystalline silica can create severe health problems for anyone who breathes it. OSHA estimates that more than 100,000 employees in general industry as well as 2 million construction workers are exposed to respirable crystalline silica on the job each year. In order to work safely, employees need to understand the hazards of silica dust and the regulations that have been created to help protect them from it. They should also be able to recognize silica hazards that they may encounter in their workplace and know the equipment and safe practices they should use to reduce their exposure to respirable crystalline silica. This program reminds employees about the hazards of silica dust and what they can do to avoid them.

Topics include: silicosis, OSHA's Silica Standards, Table 1 of the Construction Standard, the Exposure Control Plan, housekeeping, personal protective equipment, and medical surveillance.



Crystalline Silica Employee Training (Concise) ES

Crystalline silica is a naturally occurring substance used in a wide variety of industries and construction operations, such as the production of cement, sandblasting operations, and the production of glass and ceramics. While silica has many valuable uses, it can also present a danger when workers are exposed to excessive amounts of crystalline silica dust. In fact, there are hundreds of deaths each year and thousands of illnesses attributed to harmful exposures to silica dust. To help prevent such exposures, OSHA recently issued regulations for general industry and maritime operations as well as the construction industry. This program discusses key requirements of the silica standards as well as basic safe work practices that employees should follow to protect themselves from harmful exposure to crystalline silica.

Topics include: effects of exposure, engineering controls, work practice controls, respiratory protection, and Table 1 of the Construction Regulation.



Crystalline Silica Employee Training ES

Crystalline silica is a naturally occurring substance used in a wide variety of industries and construction operations, such as the production of cement, sandblasting operations, and the production of glass and ceramics. While silica has many valuable uses, it can also present a danger when workers are exposed to excessive amounts of crystalline silica dust. In fact, there are hundreds of deaths each year and thousands of illnesses attributed to harmful exposures to silica dust. To help prevent such exposures, OSHA recently issued regulations for general industry and maritime operations as well as the construction industry. This program discusses key requirements of the silica standards as well as basic safe work practices that employees should follow to protect themselves from harmful exposure to crystalline silica.

Topics include: effects of exposure, engineering controls, work practice controls, respiratory protection, and Table 1 of the Construction Regulation.



Safety Bob's Construction Safety Orientation ES

With over 25 years of experience as a construction safety professional, Bob Synnott is dedicated to teaching new and inexperienced workers how to stay safe on the job. In this program, Bob stresses that construction work is dangerous and that each person is responsible for his or her own safety on the jobsite. He discusses a variety of safety issues that are vital in keeping construction workers from getting hurt on the job, including PPE, excavation and trenching safety, ladder and scaffolding safety, fall protection, electrical safety, and the importance of a good safety attitude.



Trenching and Excavation Safety: The Scott May Story ES

Trenching and excavation work — it's the starting point of most construction projects. Before you dig, there's a lot you need to know, because the risks, just like the weight of the soil, are too great to take a chance. This type of work is dangerous, with more than 100 workers killed in trench accidents each year. So if you work in a trench or excavation, no matter what your job, you need to know the safety requirements and that's the purpose of this program. Construction Safety Professional Bob Synnott returns to discuss the safety rules for trenching operations and when they apply, as well as to share the lessons learned from the story of Scott May, a young worker who was killed in a tragic excavation accident.



Trenching and Excavation Safety: The Scott May Story (Concise) ES

Trenching and excavation work — it's the starting point of most construction projects. Before you dig, there's a lot you need to know, because the risks, just like the weight of the soil, are too great to take a chance. This type of work is dangerous, with more than 100 workers killed in trench accidents each year. So if you work in a trench or excavation, no matter what your job, you need to know the safety requirements and that's the purpose of this program. Construction Safety Professional Bob Synnott returns to discuss the safety rules for trenching operations and when they apply, as well as to share the lessons learned from the story of Scott May, a young worker who was killed in a tragic excavation accident.



Construction Safety Orientation: The Basics

There are many potential safety hazards on a construction site, but that doesn't mean injuries are unavoidable. If employees follow established safety policies and procedures and keep their attention focused on the job at hand, they won't get injured. That's exactly what this program is all about — how construction workers can do what they need to do to remain safe and make sure those working around them are safe as well.

Topics include: personal protective equipment, ladder safety, use of machinery and equipment, material handling, good housekeeping, fire prevention, fall protection, personal fall arrest systems, and preventing heat illnesses.



Crane Safety in Industrial and Construction Environments

Employees lift and move things on the job every day, but when a human's strength isn't enough, cranes can provide the major lifting power that's needed to get the job done. Their lifting abilities are indispensable for many industrial and construction operations; however, they can also create serious hazards for the people who work with them. Crane-related accidents not only damage materials and equipment but can also cause injuries and even fatalities. To avoid these problems, employees need to understand the hazards that can be associated with using cranes, the federal regulations that have been established to address those hazards and the equipment and procedures they should use to lift, move and land loads safely. This program reminds employees about the hazards that are associated with using cranes and how they can avoid them.

Topics include three basic types of cranes, OSHA Crane Standards, crane inspection, preparing a boom lift for operation and how to rig, lift, move and land a load safely.

5094

Categories: Chemical Safety, Construction, Respiratory Safety

Length: 16 minutes
© 2018

4835

Categories: Chemical Safety, Construction, Respiratory Safety

Length: 10 minutes
© 2016

4834

Categories: Chemical Safety, Construction, Respiratory Safety

Length: 15 minutes
© 2016

1712

Categories: Construction, Safety Orientation

Length: 21 minutes
© 2007

3916

Categories: Trenching & Shoring, Construction, True Safety Stories

Length: 22 minutes
© 2009

3953

Categories: Trenching & Shoring, Construction, True Safety Stories

Length: 10 minutes
© 2009

5097

Categories: Construction
Length: 28 minutes
© 2020

5092

Categories: Crane Safety, Construction
Length: 17 minutes
© 2019



Rigging Safety in Industrial and Construction Environments

The loads that cranes lift can come in all shapes and sizes, but one thing they all have in common is the potential to cause serious problems if they are mishandled. Loads that have been improperly rigged can be dumped on the ground, start to spin or swing out of control, all of which creates hazards for anything or anyone near them. To prevent accidents and injuries during crane operations, riggers need to understand the hazards that are associated with lifting and moving loads as well as the equipment and safe work practices that they can use to avoid them. This program reminds employees about the hazards that are associated with raising loads by crane or when loads aren't rigged correctly and the equipment and work procedures they should use to avoid those hazards.

Topics include: the rigger's role in lifting and moving loads; sling selection; how sling angles affect tension; three basic types of hitches; standard hand signals; how to prepare to lift a load; and how to lift, move, and lower a load safely.



Electrocution Hazards in Construction Environments Pt. 2: Employer Responsibilities

Electricity kills more than a hundred construction workers each year, making electrocution the fourth leading cause of death in the industry. Also, construction workers suffer more than half of all the electrical injuries that occur on the job in this country. To help employers ensure that their employees can work safely with and around electricity, the Occupational Safety and Health Administration (OSHA) has established electrical safety standards for general industry and construction. To avoid accidents and injuries, employees need to understand the different types of electrical hazards that can be encountered on construction sites, the OSHA regulations that address them and the responsibilities that employers have to protect their workers from these hazards. This program reminds employers what must be done on a job site to reduce or eliminate electrical hazards and avoid injury.

Topics include: OSHA's electrical standards for construction, overhead power line safety precautions, safe use and inspection of power tools, protecting workers from ground faults, energy isolation, energy guarding, and lockout/tagout.



Electrocution Hazards in Construction Environments Pt. 1: Worksite Safety

Electricity powers most of the tools and equipment that construction workers use. It lights the work area and can even help keep employees cool on the job. Using electricity all the time, however, makes it easy to forget that it can cause painful shocks, burns, even electrocution. Every year, hundreds of injuries and deaths in the construction industry are caused by electricity, but most of these incidents could have been prevented. To avoid accidents and injuries, employees need to understand the hazards that are associated with electricity, the federal standards that have been established to protect them from those hazards, and how to stay safe when working with and around electricity. This program reminds employees that they can avoid electrical hazards and electrocution by using proper equipment and following safe work practices.

Topics include: OSHA's six types of electrical hazards (BE SAFE), working near above and underground power lines, power tool use and inspection, safe use of power cords, grounding, ground fault circuit interrupters, and lockout/tagout procedures.

5091

Categories: Crane Safety, Construction

Length: 16 minutes

© 2019

5089

Categories: Electrical Safety, Construction

Length: 17 minutes

© 2020

5088

Categories: Electrical Safety, Construction

Length: 21 minutes

© 2020



Slips, Trips and Falls in Construction Environments

Slips, trips and falls are involved in most workplace accidents. They cause 17% of disabling occupational injuries and 15% of on-the-job fatalities; but slips, trips and falls can be prevented. To help prevent them, construction workers need to understand the mechanics of slips, trips, and falls, the types of hazards that lead to them, and the safe practices and equipment that they can use to stay safely on their feet. They should also know how to reduce their chance of injury if they do fall and what they can do to help a co-worker who has fallen and is injured. This program reminds employees about the hazards of slips, trips, and falls and explains in detail what they can do to avoid them.

Topics include: our center of gravity; three types of walking surfaces; how slips, trips and falls occur; good housekeeping and maintenance; wearing proper footwear; and how to respond to a fall properly.



Supported Scaffolding Safety in General Industry and Construction Environments

Supported scaffolding makes it possible for employees to reach the work that they do off the ground. But the hazards that are associated with scaffold work lead to thousands of employee injuries and more than 50 fatalities every year.

This video discusses supported scaffolds, how they should be constructed, the hazards that are associated with them, the OSHA regulations that address these hazards, and the equipment and procedures that employees should use to work with them safely.

Topics covered in these products include: supported scaffolds and OSHA regulations, building a firm foundation, assembling a secure platform, accessing a scaffold safely, fall protection.



Struck-By Hazards in Construction Environments

This safety training video provides the information employees need to recognize the struck-by hazards that are associated with construction tasks and take steps to avoid them before accidents happen. Struck-by accidents occur when a person is hit by a moving object. On construction sites this can include being hit on the head by a falling hammer, hit by particles being thrown from a grinder, hit by a truck that's backing up, or hit by a load of wallboard that's being hoisted. Struck-by accidents are one of the four top causes of fatalities in construction work, and can result in serious injuries as well. But they don't have to happen.

Topics include: personal protective equipment, traffic safety, heavy equipment, masonry walls, overhead work and building materials, and more.



Caught-In or Between Hazards in Construction Environments

This safety training video provides the information employees need to recognize the caught-in/between hazards that are associated with construction tasks and avoid them before accidents happen. Caught-in/between accidents occur when a person is squeezed, caught, crushed, pinched or compressed between two or more objects. They are one of the four top causes of fatalities in construction work, and can result in serious injuries as well.

Topics include: the three major types of caught-in/between hazards – vehicles and heavy equipment, powered tools and machinery, and more.

5074

Categories: Fall Protection / Prevention, Construction

Length: 18 minutes

© 2019

5040

Categories: Construction

Length: 17 minutes

© 2019

4861

Categories: Construction

Length: 19 minutes

© 2017

4860

Categories: Construction

Length: 15 minutes

© 2017



Trenching and Shoring Safety in Construction Environments ^{ES}

This video helps facilities comply with OSHA's regulations and safe work practices that can prevent accidents from occurring. Of the workplace fatalities in the U.S., 20% involve construction workers, but their chances of getting killed on the job more than double when they're working in a trench. An average of two employees are killed every month when the trench they're working in collapses on them. Many of these deaths and thousands of injuries can be prevented when employees understand the hazards that can be encountered in trenching work. This safety video program is one of the most effective and efficient ways to get employees the training that they need.



Lead Exposure in Construction Environments ^{ES}

Lead is one of the first metals ever used by man, but it was also the cause of the first recorded occupational disease, "lead colic," suffered by a metal worker who lived about 2,400 years ago. While it has many uses, lead is also "toxic," poisonous to humans, animals, and plants. When it is taken into the human body, it usually leads to serious health problems, and it can be fatal.

According to OSHA, more than 800,000 workers in the United States are exposed to lead regularly as part of their jobs. Employees need to understand the health hazards of lead exposure, the safety standards that have been established to protect them on the job, and what they can do to safeguard themselves from lead's harmful effects every day. This program reminds employees of the dangers of lead and the health effects long-term exposure can have.



Walking and Working Surfaces in Construction Environments ^{ES}

This safety training video identifies the hazards of different surfaces and provides the practical information and specific procedures employees need to help prevent slips, trips and falls in and around all types of construction sites. It's easy to take the surfaces we walk and work on for granted, but that would be a big mistake. We depend on these surfaces to provide the support we need to position ourselves properly, use our muscles efficiently, keep our balance and do our work safely. Yet slips, trips and falls continue to make up the majority of on-the-job accidents. They cause almost 2% of disabling occupational injuries, and thousands of fatalities every year. And most of these accidents could have been prevented.

Areas that are covered include: the fundamentals of safe surfaces, walkways and floors, stairs and fixed ladders, scaffolding, and more.



Construction Fall Protection We All Win ^{ES}

This safety video covers the information that workers need to keep themselves safe while working at heights. The presentation can be used to educate both new and experienced workers.

Topics include: introduction to fall protection, fall prevention systems, personal fall arrest systems, using personal fall arrest systems, and rescue.

4843

Categories: Trenching & Shoring, Construction

Length: 21 minutes

© 2016

4842

Categories: Chemical Safety, Construction

Length: 21 minutes

© 2016

4786

Categories: Fall Protection / Prevention, Construction

Length: 17 minutes

© 2015

4779

Categories: Fall Protection / Prevention, Construction

Length: 20 minutes

© 2015



Confined Space Entry — General Industry and Construction ^{ES}

Comprehensive Confined Space Entry training updated standards. Addressing the Confined Spaces Standards for both general industry and construction. In 1993 OSHA issued the Permit-Required Confined Spaces Standard for General Industry. The Confined Spaces in Construction Standard extends similar protections to workers in the construction industry. The new Standard also clarifies many points in the earlier General Industry rule. And depending on the tasks their workers will be performing in the Permit Space, many employers that don't normally consider themselves to be in the construction business may find that the Construction Standard applies to them, as well. You can provide all of these employers with critical information on how to stay compliant with OSHA's regulations and keep their workers safe in confined spaces. The Confined Space Entry training program provides employees with current facts on confined space hazards, how a Permit Space Program reduces these risks, what roles they may play in a confined space entry, how to keep themselves and their co-workers safe inside, and more.



Aerial Lifts in Industrial and Construction Environments ^{ES}

Reaching high places can be challenging in many work environments. But whether they're on a construction site, changing light bulbs in a warehouse, or performing outdoor utility work, employees often use aerial lifts to help them access work areas that would otherwise be almost impossible to get to. This video reviews the various types of aerial lifts, make employees aware of the hazards that are associated with these lifts, and give them the information that they'll need to work safely whether they're using a lift or working around one.

Topics include: The types of aerial lifts and the training required to operate them; the hazards associated with using aerial lifts; "pre-start" and "worksite" inspections; setting up, operating, and moving an aerial lift; and working on the ground near an aerial lift.



GHS-HazCom for Construction Environments ^{ES}

Created specifically to assist construction companies of all types in complying with federal, state, and municipal Hazard Communications regulations, these products also address the major education and training requirements in these chemical hazard laws. This video presentation introduces employees to the Hazard Communication regulations and provides training on the various types of chemicals found in construction environments.

Topics covered include: GHS Safety Data Sheets and container labels; toxins, corrosives, and irritants; flammables, combustibles, and gases; carcinogens and radiation; exposure situations; personal protective equipment and chemical storage; spills and cleanup.



GHS Safety Data Sheets in Construction Environments ^{ES}

Created specifically to assist facilities in complying with the employee training requirements of OSHA's newly adopted GHS regulations, these products discuss using GHS Safety Data Sheets.

4770

Categories: Confined Space Entry, Construction

Length: 25 minutes

© 2015

4395

Categories: Equipment Specific Videos, Construction

Length: 15 minutes

© 2013

4314

Categories: Hazard Communications, Construction

Length: 20 minutes

© 2013

4251

Categories: Hazard Communications, Construction

Length: 16 minutes

© 2012



GHS Container Labeling in Construction Environments

Created specifically to assist facilities in complying with the employee training requirements of OSHA's newly adopted GHS regulations, these products discuss how chemicals should be labeled under GHS.



Dealing With Drug and Alcohol Abuse for Construction Managers

Supervisors need to respect a worker's private life. But what if a worker had too much to drink one night? Or another worker smoked some dope over a weekend? How about the employee who has been taking medications that could impair their ability to work safely? When substance abusers arrive at work, they don't leave their problems at the door. What these employees are doing both on- and off-duty could cause them to have a serious accident. Managers and supervisors need to know how substance abuse can affect a workplace, how to recognize signs of abuse, and what they can do to handle abuse situations. This video training program discusses the various forms of substance abuse that are typically found in the workplace, how managers and supervisors can detect substance abuse problems, and what they should and shouldn't do if they discover a worker with a substance abuse problem.

Topics include: how substance abuse can affect a workplace, related laws and regulations, creating an alcohol and drug-free workplace, the roles of education and testing, recognizing on-the-job substance abuse, how to handle substance abuse situations.



Dealing With Drug and Alcohol Abuse for Construction Employees

Substance abuse is a huge, worldwide problem. In the United States alone there are over 5 million binge drinkers, 17 million illegal drug users, and almost 15 million people who abuse prescription drugs. Most substance abusers have jobs. In fact, it is estimated that one out of every ten workers has a substance abuse problem. An employee with an alcohol or drug problem can decrease productivity, create a hostile work environment, and damage a company's good name. Worst of all, the actions of a worker who is "under the influence" can completely undermine a company's efforts to keep people safe. So employees need to know what they can do to help keep their job sites drug- and alcohol-free. This video training program discusses the various types of substance abuse that are found in the workplace, how they can affect an employee's work situation, and what employees themselves can do to help keep their workplace drug- and alcohol-free.

Topics include: what substances are commonly abused; alcohol and other depressants; stimulants, narcotics, and hallucinogens; how people get "hooked;" drug dependency; who can become a substance abuser; drug and alcohol policies.

4249

Categories: Hazard Communications, Construction
Length: 12 minutes
© 2012

4229

Categories: Drugs and Alcohol, Construction, Safety Management
Length: 19 minutes
© 2017

4228

Categories: Drugs and Alcohol, Construction
Length: 19 minutes
© 2017



Hand and Power Tool Safety in Construction Environments

Most people have injured themselves with a tool at least once in their lives. In fact learning to use some tools seems to require a little pain. Unfortunately, tool accidents result in thousands of serious injuries and hundreds of deaths each year. Most of which could have been avoided by simply handling tools safely. To avoid these types of accidents employees need to know how to handle their tools safely. But this can be a difficult task since every tool has its own unique set of hazards. This video shows how accidents can be significantly reduced by applying good general safety rules, and reviews what hazards are associated with the specific types of tools we use.


Topics include: tool hazards, tool maintenance, inspecting power tools, protecting yourself and others from hazards.



PPE in Construction Environments

On-the-job injuries affect all types of people doing all types of work. Each year thousands of workers are injured — at a cost to employers of over \$1 billion annually. However, studies have shown that the great majority of these workplace injuries could have been prevented if proper safety procedures and workplace practices had been followed. This video has been specifically created to assist construction workers in selecting proper Personal Protective Equipment.

Topics covered include: general workplace injury information, PPE for head hazards, PPE for eye and face hazards, PPE for respiratory hazards, PPE for hand and finger hazards, PPE for foot hazards, PPE for electrical hazards.



Ladder Safety in Construction Environments

Ladders are one of the most commonly used pieces of equipment in almost any work environment. From common stepladders to sophisticated extension ladders, they can be found almost everywhere. This video shows that because they are so common, many employees take ladders for granted, and do not take the appropriate precautions when using ladders.

Topics include: ladder selection, inspection before use, setting up and moving ladders, climbing on ladders, ladder accidents, and more.



Hand, Wrist, and Finger Safety in Construction Environments

Our hands, wrists and fingers are valuable tools — the most valuable we will ever own. Whether we are completing a project at work or playing catch with the kids, our hands are involved in just about everything we do. In fact, we use our hands so much that they are exposed to a multitude of hazards. Throughout the day our hands can encounter hazards such as machines with heavy or fast moving parts that can pinch or grab, sharp tools that can cut or puncture, and corrosive materials that can damage the skin. If these types of hazards go unchecked, they can cause real problems. Fortunately, there are a number of ways that we can protect and care for our hands. This video training program discusses the various types of activities employees can engage in where their hands, wrists, and fingers can be subject to injury, and what they can do to avoid hazards and protect their hands.

Topics covered in these products include: the hand and how it works, preparing for the job, personal protective equipment, fit and care of personal protective equipment, ergonomic hazards, and more.

3981

Categories: Equipment Specific Videos, Construction
Length: 17 minutes
© 2018

3971

Categories: Personal Protective Equipment, Construction
Length: 15 minutes
© 2016

3970

Categories: Ladder Safety, Construction
Length: 13 minutes
© 2010

3961

Categories: Hand Safety, Construction
Length: 12 minutes
© 2018



Safety Orientation in Construction Environments ^{ES}

Addresses two of the most prominent safety issues confronting employers today: developing a good “safety attitude” in their employees, as well as providing “introductory” safety training.

Topics include: the mental aspects of safety, basics of accident prevention, hazard evaluation and safety housekeeping, tool use and maintenance, fires and other emergencies, use of personal protective equipment.



First Aid in Construction Environments

In most facilities, not a day goes by without some type of injury occurring. It can be as minor as a small cut or as serious as a chemical burn. But any injury can be painful and affect an employee’s work performance, as well as their life off the job. This training program shows employees that knowing basic first aid can often limit the severity of any type of injury, or even prevent a death.

Topics include: cuts and bleeding, muscle pulls and sprains, burns, broken bones, shock, artificial respiration and CPR, AEDs (Automated External Defibrillator).



Crane Safety in Construction Environments

While there are many different types of cranes, they all have the ability to make many jobs much easier by lifting enormous weight. But they also share the potential for disaster when they are not operated safely. Crane-related accidents can often be deadly, due to the cumbersome and heavy loads that are lifted. A small miscalculation, or a brief moment of inattention, and tragedy could strike. Once a load falls, not much can be done to stop it, and there is little time for people to move safely out of the way. A co-worker could be injured or killed, and expensive equipment or materials could be damaged or destroyed, even the crane itself. This training program reminds employees that over 90% of crane-related accidents are caused by human error, and that they are the key to preventing these incidents.

Topics covered include: equipment inspection, general and operational safety devices, general operating procedures, working with boom cranes.



Dump Truck Safety

Dump trucks are complicated and expensive pieces of equipment where untrained drivers and operators can certainly be a liability. This video covers pre-startup procedures, brake systems, dumping techniques, and general safety while operating the unit.



Flagger Safety

Training for anyone who is assigned the task of traffic control/flagger. Explains proper equipment, operating rules, and professional attitude during this important assignment. Updated.

3947

Categories: Safety Orientation, Construction
Length: 13 minutes
© 2018

3931

Categories: First Aid, Construction
Length: 16 minutes
© 2018

3928

Categories: Crane Safety, Construction
Length: 14 minutes
© 2009

3513

Categories: Equipment Specific Videos, Construction, Driving Safety
Length: 8 minutes
© 2018

3257

Categories: Utility Safety, Construction
Length: 8 minutes
© 2014



Rooftop Loading ^{ES}

Loading materials to a roof top is a labor intensive and potentially dangerous activity. Hazards include falls from height, machinery, and back injuries. This program addresses those hazards and shows you ways to minimize risk.

Topics include: pre-operational Inspections of job-site, equipment and roof, how to setup the crane, and how to properly ascend to and descend from the roof. A great video for new employees, or experienced employees with unsafe work habits.



Skid Steer Safety

Whether you’re excavating at a job site, tending livestock, laboring indoors, or removing snow, the compact design and versatility of a skid-loader can undermine how dangerous this equipment is to operate when proper precautions aren’t taken. Skid steer loaders have become the number one workhorse for public works and construction. With attachments such as trenchers, plows, grapples, buckets, and hoes, hydraulic breakers and sweepers, and more — their versatility is limitless. They can also be dangerous and this program trains your employees on safe operating procedures.

Topics include: pre-start inspection, working with attachments, preventing rollovers, best work practices.



Band Saw Operation and Safety

This video details both basic and advanced operational techniques for a band saw. Clear, sharp, color video graphically portrays the proper operation of this machine, as well as the correct use of its associated accessories. Close-ups show in detail how the band saw performs cutting, forming, or shaping operations. This video save demonstration set-up time and help you insure that students know proper, safe procedures before operating a machine.

Topics include: avoiding “backout,” cutting on four sides; crosscutting with accessories; re-sawing; parts and types of cuts made by the saw; proper dress and eye protection; set-up, blade changing and alignment; and shut off and cleanup.



Table Saw Safety and Use

Table saw accidents are 100% preventable and you can ensure that your employees avoid them with this video. The information provided in it includes the various parts of the table saw, use and adjustments of the fence, push sticks, and the miter gauge. After viewing this program, your employees will be putting safety first.



Safe and Efficient Operation of Hand Held Cutoff Saws

One of the most common job-site tools is the gas powered cut-off saw. Few saw users have had any training in correct use of gas powered saws. This video can provide safety dividends that will provide a lifetime of paybacks. Primary focus on gasoline powered saws with discussion on saw adjustments, safety devices, correct blade type and application, correct saw starting techniques, as well as care and cleaning of the saw.

4829

Categories: Construction
Length: 15 minutes
© 2016

4751

Categories: Construction, Equipment Specific Videos
Length: 15 minutes
© 2013

4614

Categories: Equipment Specific Videos, Construction
Length: 14 minutes
© 1996

4613

Categories: Equipment Specific Videos, Maintenance & Operations, Construction
Length: 24 minutes
© 1996

4452

Categories: Construction, Equipment Specific Videos
Length: 17 minutes
© 2003



Transporting Construction Equipment ^{ES}

This video addresses correct loading, tie-down, transport and unloading of different types of heavy equipment on all types of trailers including tag-alongs, detachable goose necks, beaver tail and fixed neck lowboys – 18 different types of equipment.

Topics include: knowing the trailers rated capacity; the importance of correct trailer placement prior to loading; snow, wet, muddy loading and unloading situations; dangers of loading tracked equipment; chain types and restricted use of tie-down chain release; and changing conditions.



Road Crew Safety: Safe Practices Road Construction and Paving

This program examines work zone dangers and offers advice on ways to lower the risks. Statistics show that high speed incursions into work zones by passing vehicles is not the primary cause of serious or fatal road work accidents. Working in close proximity to heavy equipment causes more accidents than most people realize.

Topics include: emphasis on taking responsibility for personal actions; strong emphasis on “night time operations” prior-to-job-start work site inspection; major accident causes based on insurance company and OSHA stats; and Machine accident causes on job sites.



Wheel Loader: Walk Around and Introduction

This video will remind experienced operators and train new operators on the importance of the daily walk around inspection, and what they really need to be looking for.

Topics include: variations between manufacturers; clues to possible future problems; tire care including effects of improper inflation and dangers of exploding tires; and checks of operating systems, safety devices, fire extinguishers, and first-aid kits.



Hand Signals: Mobile Construction Equipment ^{ES}

This video shows the SAE hand signals in use with various types of construction equipment in a clear concise manner.

The program includes: visual use of the hand signals published as SAE J137; verbal explanation of the correct use of established hand signals; how the machine operator responds to clear signals; the effect of hand signals on safety; situations where hand signals may be the best form of communication.



Rigging and Lifting: Small Hydraulic Cranes ^{ES}

This program explains the various types of rigs such as basket hitches or choker hitches. Time is spent helping the viewer understand hitch angles and their effect on sling, chain, or wire rope ratings. The video covers Inspection of slings and sling hardware with effective visual examples of how to examine rigging equipment.

Topics includes: inspecting the rigging; inspection records requirements; the difference between tie-down and lifting chain; unacceptable rigging hardware; and the effects of hitch angles on load connectors and hardware.



Rigging and Lifting: Structural Steel ^{ES}

A fresh look at the safe way to rig and move structural steel members from fabrication to tie-in, the video was produced on working sites with professional erection crews. This program is filled with accurate advice on rigging hardware, hitch types, slings, and even “Christmas Treeing” hook-ups. The video provides clear and simple methods on how to safely handle structural steel.

Topics include: loading for transport; safe binder release and unloading; sorting/shaking it out; selecting and inspecting the rigging; and making the lift, including “Christmas Tree” lifts.

4448

Categories: Construction
Length: 45 minutes
© 2003

4446

Categories: Construction
Length: 25 minutes
© 2003

4436

Categories: Equipment Specific Videos, Construction
Length: 15 minutes
© 2003

4435

Categories: Construction
Length: 10 minutes
© 2003

4434

Categories: Construction, Crane Safety
Length: 23 minutes
© 2003

4433

Categories: Construction, Crane Safety
Length: 26 minutes
© 2003



Rigging and Lifting: Mobile Construction Equipment ^{ES}

This program is filled with practical advice and real-world cautions on how to do on-site lifting jobs safely.

Topics include: operator/rigger teamwork; analyzing the load; determining proper rigging; how to figure and adjust for center of gravity on odd shape loads; and effects of various type hitches and angles on sling strength.



Sliding Boom (Telescopic) Forklift Operating Techniques

Operators of this equipment are subject to some difficult conditions. From rough terrain and people on the job site to proper hand signals and avoiding power lines, this video is a great summary of ten rules to live by.

Topics include: the Importance of load charts, center of gravity and avoiding tip overs, “roading” the forklift and hills, steering options, and leveling the load.



Dozer Safety: Bark and Chip Pile Management

From building berms and dealing with steam from the pile at night to managing the age and temperature of the material fed into the reclaimers, this video helps bark and chip pile dozer operators visualize and remember key productivity and safety issues.

Topics include: road building on the pile, feeding the reclaimers, pile management, and operating tips from the pros.



Headaches for Vandals: Job Site Vandalism and Tool Theft Prevention

Construction jobsites are a common target for vandals. Equipment is parked in remote locations and building materials and tools are easily targets for vandals. This video provides a number of tips and techniques to help you reduce or even stop vandalism.



Stealing from Thieves: Equipment Theft Prevention

Construction jobsites are a common target for thieves. Equipment is usually easy to start, parked in remote locations and has a higher value than the average car. This program provides a great set of tips and techniques to help you reduce or even stop theft of your equipment.



Lockout/Tagout of Mobile Construction Equipment

Industrial and manufacturing lockout/tagout procedures do not directly relate to repair work done on mobile construction equipment. This program was produced to provide a simple straight-forward process designed to meet OSHA requirements as they relate to work on mobile construction equipment of all types.

Topics include: training requirements; types of energy affected by lockout/tagout procedures, areas where hazardous energy may be stored, and the six steps of the lockout/tagout process.

4431

Categories: Construction
Length: 28 minutes
© 2003

4424

Categories: Forklift Safety, Construction
Length: 18 minutes
© 2003

4419

Categories: Equipment Specific Videos, Construction
Length: 19 minutes
© 1993

4418

Categories: Construction, Security
Length: 20 minutes
© 2003

4417

Categories: Security, Construction
Length: 30 minutes
© 2003

4416

Categories: Lockout/Tagout, Construction
Length: 24 minutes
© 1998



Tips From The Pros: Rigging and Lifting

Are you looking for training to help your existing operators improve their performance, to increase your team's productivity? This video is part of a popular series called "Tips from the Pros," a research-based initiative involving qualified operators from a broad range of backgrounds and experiences to expose your team to best practices. Filmed under the guidance of professional riggers, the focus is productivity, technique, and getting more out of the equipment. After a quick review of the basics, this video offers tips on how to estimate the weight and center of gravity for large or odd shaped loads.



Skid Steer: Pre-Operation Inspection

It's easy to classify the skid steer as a simple machine to operate. But when you're talking safety, it's simplicity is its downfall. Anyone can quickly create a dangerous situation for the operator or nearby people. This program applies to most work locations (indoor and outside), and covers how to complete an inspection, what to inspect, skid steer capacities, and work situations including other workers in the area.



Backhoe Loader: Safe Operating Techniques

A wide variety of working applications provide a broad appeal to this video. **Topics include:** accident causes, trenching considerations in various types of soil, underground and overhead utility dangers, effects of ground loading and machine positioning, and machine stability in various terrain conditions.



Backhoe Loader: Pre-Start Inspection

This video was produced to help both new and experienced operators understand what to look for in a daily pre-start inspection. The program emphasizes looking beyond the ordinary to help avoid equipment failures. **Topics include:** knowing all the controls and their function, the need for daily lubrication, checking and replacing ground engaging wear components; reporting problems and potential trouble spots, and checking machine controls and warning systems for correct operation.



Crawler Excavator: Maintenance and Transport

Every owner of this type of equipment does some maintenance or repair work on their machine. They are faced with the same safety hazards as the full-time mechanics at the dealership. And all machines are transported from job to job.

This video addresses the safety hazards inherent in the following specialized areas: relieving static pressure in systems, dangers of high pressure leaks, dangers of replacing wear components, correct component positioning on the trailer, and knowing the condition and rating of tie-down equipment.



Crawler Excavator: Safe Operating Techniques

The scenes in this video have been carefully selected to support the safe operation message. Footage of actual accidents occurring with excavators helps reinforce the safety message. The program shows a wide range of applications from highway and road work to working on hillsides, as well as special attachments (hydraulic breakers and demolition shears), and the dangers around buried and overhead utilities.

4415

Categories: Crane Safety, Construction
Length: 27 minutes
© 2001

4411

Categories: Construction, Equipment Specific Videos
Length: 12 minutes
© 1993

4409

Categories: Construction, Equipment Specific Videos
Length: 10 minutes
© 1992

4408

Categories: Construction, Equipment Specific Videos
Length: 10 minutes
© 1992

4407

Categories: Equipment Specific Videos, Construction
Length: 10 minutes
© 1993

4406

Categories: Equipment Specific Videos, Construction
Length: 22 minutes
© 1993



Backhoe Loader: Maintenance and Transport

The video is taken from real-world situations and builds on the often tragic experiences of others. Transport advice addresses both driving on the road or loading and tying down on trailers. Watch an actual rollover test take place.

Topics include: care in loading/unloading situations, tie-down device ratings, tag out for repairs, machine guards for safety, and vandalism protection.



Crawler Excavator: Pre-Start Inspection

This video was produced to help operators understand the importance of a thorough daily walk-around inspection.

The program covers: important things to look for which may be early warning signs of possible trouble spots; correct use of the operators manual; housekeeping and the effect on safety; testing control functions; variations in controls from model-to-model and make-to-make; and emphasis on accepting personal responsibility.



Scissor Lifts In Industrial and Construction Environments

Accessing high places can be difficult in many work environments. To reach these areas, many workers use scissor lifts. Nearly everyone has seen a scissor lift. They're common on construction sites, both inside and out, and are often found in warehouses and other large buildings as well. This video introduce employees to scissor lifts, makes them aware of the hazards associated with these lifts, and give them the information they need to work safely using a scissor lift or working near one.

Topics include: the types of scissor lifts and the training needed to operate them; the hazards associated with using scissor lifts; "pre-start" and "worksite" inspections; setting up, operating and moving a scissor lift; working on the ground near a scissor lift.



Roof Top Safety

A roof top can be a very challenging and dangerous work environment. Working on roof tops requires specialized types of fall protection. This program outlines what types of fall protection are required and when, and the steps workers must take to comply with regulations and work in a safe manner.

Types of fall protection discussed include: guardrails/parapet walls; fall restraint system; personal fall arrest system and warning line systems; procedures for safe work around floor openings and skylights; standard operating procedures for controlled descent work.



Wheel Loader: Safe Operating Techniques

Because wheel loaders operate in so many different applications it is nearly impossible for operators to have experience in all of them. This program presents a wide variety of machine brands and includes such topics as correct operation on hills and rough terrain, side hill work dangers, slip or tip recovery, as well as the dynamics of rollover accidents and night operations, buried utilities, and dozens other real-world operating situations.



Tips From the Pros: Crawler Excavator

Are you looking for training to help your existing operators improve their performance, to increase your team's productivity? This video is part of a popular series called "Tips from the Pros," a research-based initiative involving qualified operators from a broad range of backgrounds and experiences to expose your team to best practices. Filmed under the guidance of professional operators, this program provides a quick review of the basics and offers valuable operating tips and techniques to get more productivity from your equipment.

4401

Categories: Construction, Equipment Specific Videos
Length: 10 minutes
© 1992

4405

Categories: Equipment Specific Videos, Construction
Length: 10 minutes
© 1993

4394

Categories: Equipment Specific Videos, Maintenance & Operations, Construction
Length: 11 minutes
© 2013

4310

Categories: Construction, Fall Protection
Length: 8 minutes
© 2013

4097

Categories: Equipment Specific Videos, Construction
Length: 22 minutes
© 2005

4096

Categories: Equipment Specific Videos, Construction
Length: 26 minutes
© 2005



Tips From the Pros: Crawler Dozer

Are you looking for training to help your existing operators improve their performance, to increase your team's productivity? This video is part of a popular series called "Tips from the Pros," a research-based initiative involving qualified operators from a broad range of backgrounds and experiences to expose your team to best practices. Filmed under the guidance of professional operators, this program provides a quick review of the basics and offers valuable operating tips and techniques to get more productivity from your equipment.



Tips From the Pros: Backhoe Loader

Are you looking for training to help your existing operators improve their performance, to increase your team's productivity? This video is part of a popular series called "Tips from the Pros," a research-based initiative involving qualified operators from a broad range of backgrounds and experiences to expose your team to best practices. Filmed under the guidance of professional operators, this program provides a quick review of the basics and offers valuable operating tips and techniques to get more productivity from your equipment.



Skid Steer: Safe Operating Techniques

It's easy to classify the skid steer as a simple machine to operate; but when you're talking safety, its simplicity is its downfall. Anyone can quickly create a dangerous situation for the operator or nearby people. This program applies to most work locations (indoor and outside) and covers blind spots and backing, weather (mud/snow), safe hauling (terrain and slopes), and ten tips from experienced operators.



Pipelayer Tractors: Inspection and Operation Techniques

Pipeline installation, replacement, and repair work is increasing while the availability of experienced pipelayer tractor operators is decreasing. This new video helps pipeline supervisor meet the training challenge.

Part 1: Maintenance and safety inspection points — what to really look for as well as tips on wire rope inspection. (13)

Part 2: Covers stringing, bending, welding, set-in, tie-in, mechanical and hydraulic winches, hand signals, managing difficult soil and terrain, and working close to crews. (2 minutes)



Dump Truck: Operation and Safety

Safe operation practices for semi-trailer and single body trucks are covered by this video. Department of Labor accidents are used to provide examples of the dangers of backing, uneven terrain and tip-overs. A paper mill hauling operation is the backdrop for a complete view of the dangers of anyone operating a dump truck.

Topics include: pre-operation inspection, causes of accidents, load distribution, and surging.



Trenching and Shoring Safety

Topics included in this safety video are: causes of fatalities, soil, causes of cave-ins, what is a trench, OSHA standards, what the competent person must do, inspections, hazardous atmospheres, water control, soil classification, manual testing, and the pocket penetrometer.

4095

Categories: Equipment Specific Videos, Construction
Length: 19 minutes
© 2005

4094

Categories: Equipment Specific Videos, Construction
Length: 17 minutes
© 2005

4093

Categories: Construction, Equipment Specific Videos
Length: 13 minutes
© 2005

4092

Categories: Construction, Equipment Specific Videos
Length: 35 minutes
© 2005

4091

Categories: Truck and Transit, Construction, Driving Safety
Length: 13 minutes
© 2005

4056

Categories: Trenching & Shoring, Construction
Length: 29 minutes
© 2011



Soil Classification

A person buried under only a couple of feet of soil can experience enough pressure to the chest to prevent the lungs from expanding and cause suffocation. Heavier soil and boulders can crush us in an instant. Of course we must remember that the average cave-in can drop five yards of soil or more. That's 13,500 pounds of dirt! How quickly can your co-workers dig through five or more yards of dirt to find you? Survival is unlikely.

Remember: While working in trenches and excavations, there is absolutely no room for risk-taking. Any condition you ignore or overlook can be fatal!

Topics include: competent person, inspections, soil classification, and manual testing.



Telehandlers: Safe Operation

The telehandler is a versatile piece of equipment found on most every job site. These unique machines can lift up to 1,000 loads and extend outwards 30 to 40 feet. Because of the size and power of this machine the safety and training of for this equipment is very important.



Tips from the Pros: Wheel Loader

Are you looking for training to help your existing operators improve their performance, to increase your team's productivity? This video is part of a popular series called "Tips from the Pros," a research-based initiative involving qualified operators from a broad range of backgrounds and experiences to expose your team to best practices. Filmed under the guidance of professional operators, this program provides a quick review of the basics and offers valuable operating tips and techniques to get more productivity from your equipment.

The topics include: inspecting the machine and the jobsite, planning the job, machine adjustments, material handling techniques, and trench back-filling techniques.



Rigging Safety in Construction Environments

We have all heard the phrase, "A chain is only as strong as its weakest link." When it comes to crane operations, rigging can often be that weak link. How a load is attached to a crane can make the difference between a successful lift and an unfortunate accident. Crane-related accidents can often be deadly, due to the large and heavy loads that are lifted. A small miscalculation, or a brief moment of inattention, and tragedy could strike. Once a load falls not much can be done to stop it, and there is little time for people to move safely out of the way. A co-worker could be injured, or expensive equipment and materials could be damaged or destroyed — even the crane itself. This video training program reminds employees that over 90% of rigging-related accidents are caused by human error, and that they are the key to preventing these incidents.

Topics include: physical and mental preparation, personal protective equipment, equipment inspection, hazard assessment, slings, hitches, hand signals, load angles.

4055

Categories: Trenching & Shoring, Construction
Length: 22 minutes
© 2011

4033

Categories: Equipment Specific Videos, Construction
Length: 12 minutes
© 2010

4018

Categories: Equipment Specific Videos, Construction
Length: 24 minutes
© 2005

3939

Categories: Construction, Crane Safety
Length: 18 minutes
© 2009



Suspended Scaffolding Safety in Construction Environments ^{ES}

Whenever someone leaves the ground, the risk of an accident increases dramatically. With more than 1,000 scaffold-related injuries reported each year, OSHA has mandated that construction workers be trained on how to safely erect and use these valuable work platforms. This video training program gives employees the information they need to refresh their understanding of the dangers of working with scaffolds, and how these risks can be minimized by knowing the ways to correctly erect, maintain, and use scaffolding equipment.

Topics include: definitions of suspended scaffolds, responsibilities of a scaffold expert, hazards of working with suspended scaffolds, suspension devices, maximum intended load, outrigger beams, tie-backs and counterweights.



Supported Scaffolding Safety in Construction Environments ^{ES}

For many people, getting to their jobs means driving a car or hopping on a bus or train. But for construction workers, getting to their jobs involves climbing onto a scaffold to work on a building or other structure. Whenever someone leaves the ground, the risk of an accident increases dramatically. With more than 1,000 scaffold-related injuries reported each year, OSHA has mandated that workers be trained on how to safely erect and use these valuable work platforms. This video training program gives employees the information they need to refresh their understanding of the dangers of working with scaffolds, and how these risks can be minimized by knowing the ways to correctly erect, maintain, and use scaffolding equipment.

Topics include: responsibilities of a “scaffold expert,” creating a level and firm foundation, OSHAs maximum intended load, scaffolding assembly, platform hazards, the danger of power lines.



General Safe Work Practices — Construction

Outlines basic job responsibilities, safe work practices such as housekeeping, safe lifting, personal protective equipment. Meets requirements for training in exposure to “general hazards.”



Pre-Shift Walk Around Inspection: Backhoes

Backhoes must be inspected before they are operated, every time it’s operated. It’s the law. A proper inspection protects the operator and those working nearby by ensuring that the equipment is mechanically safe. This program reviews how to perform a thorough and accurate pre-shift inspection.



Backhoe and Loader Safety

Backhoes are complicated and dangerous machines requiring training for safe, efficient operations. This program is targeted toward new, as well as experienced operators. It covers safe operation, maintenance, and pre-start up procedures.



Safe Lifting in Construction Environments ^{ES}

Lifting and carrying — it’s something we do all the time, and we normally don’t think twice about it. But there are good reasons to consider how we lift and carry things, because there are right ways and wrong ways to do it. And what you don’t know about them can hurt you. This safety video will help employees improve their lifting habits and prevent lifting-related accidents, its designed to present basic information in these areas.

Upon completion of the program, employees should: recognize the types of hazards associated with common lifting tasks, understand the physical reasons for safe lifting practices, be able to describe safe lifting practices, know the appropriate techniques to employ for specific types of lifts.

3938

Categories: Construction

Length: 15 minutes

© 2009

3937

Categories: Construction

Length: 17 minutes

© 2009

3722

Categories: Construction

Length: 12 minutes

© 2000

3543

Categories: Utility Safety, Equipment Specific Videos, Construction

Length: 15 minutes

© 2006

3258

Categories: Construction, Equipment Specific Videos

Length: 8 minutes

© 2004

4657

Categories: Back Care, Construction

Length: 18 minutes

© 2014

Contagious Illnesses



COVID-19: Staying Safe at Work for Employers ^{ES}

The recent pandemic outbreak of the virus that causes COVID-19 temporarily brought the entire world to a halt, with many workplaces shut down, schools closed, people confined to their homes, and medical facilities overwhelmed. Now, for many employers, it's time to ramp up operations and allow employees to return to work. The good news is we can stay safe at work. This program explains the control measures found in a typical workplace infection control plan and explains how those measures are put into practice to prevent the spread of COVID-19 at work.

In addition to explaining the virus's symptoms and its modes of transmission, the program covers the following employer responsibilities: creating a screening process to prevent those likely to be contagious from entering the workplace; encouraging all employees to stay home if they are sick or likely to be contagious; creating the infection control plan to mitigate the virus's modes of transmission — this plan should include a physical distancing policy, a face covering policy, and a sanitation and hygiene program; staying abreast of changing conditions and guidance from the Centers for Disease Control (CDC) as well as Occupational Safety and Health Administration (OSHA), and modify their control measures accordingly.



COVID-19: Staying Safe at Work for Employees (Concise) ^{ES}

The recent pandemic outbreak of the virus that causes COVID-19 temporarily brought the entire world to a halt, with many workplaces shut down, schools closed, people confined to their homes and medical facilities overwhelmed. Now, for many of us, it's time to restart our lives and get back to work. The good news is we can stay safe at work. This program explains the control measures found in a typical workplace infection control plan and explains how those measures are put into practice to prevent the spread of COVID-19 at work.

In addition to explaining the virus's symptoms and its modes of transmission, the program covers the following employee responsibilities: participating in your employer's screening process and staying home if you are sick; maintaining the appropriate physical distancing from your co-workers and the general public; wearing a face covering to protect others when appropriate or required; frequently washing your hands while avoiding touching your face; cleaning and sanitizing the commonly touched objects in your work area; selecting and using the correct PPE based on your risk of exposure.

Other topics include: factors in determining infection control measures, OSHA's categories of worker risk, and how to properly put on and take off medical PPE and clothing.

5107

Categories: Employee Health, Contagious Illnesses, Safety Management

Length: 21 minutes

© 2020

5106

Categories: Employee Health, Contagious Illnesses

Length: 13 minutes

© 2020



COVID-19: Staying Safe at Work for Employees ^{ES}

The recent pandemic outbreak of the virus that causes COVID-19 temporarily brought the entire world to a halt, with many workplaces shut down, schools closed, people confined to their homes, and medical facilities overwhelmed. Now, for many of us, it's time to restart our lives and get back to work. The good news is we can stay safe at work. This program explains the control measures found in a typical workplace infection control plan and explains how those measures are put into practice to prevent the spread of COVID-19 at work.

In addition to explaining the virus's symptoms and its modes of transmission, the program covers the following employee responsibilities: participating in your employer's screening process and staying home if you are sick; maintaining the appropriate physical distancing from your co-workers and the general public; wearing a face covering to protect others when appropriate or required; frequently washing your hands while avoiding touching your face; cleaning and sanitizing the commonly touched objects in your work area; selecting and using the correct PPE based on your risk of exposure.

Other topics include: factors in determining infection control measures, OSHA's categories of worker risk and how to properly put on and take off medical PPE and clothing.



Protecting Yourself Against COVID-19 and Other Contagious Illnesses ^{ES}

COVID-19 has become a global pandemic and all employees need to understand their role in preventing its spread in their homes, workplaces and communities. This program stresses the importance of good hygiene and social distancing as the primary ways the general public can reduce the spread of the virus. It also shows examples of frequent handwashing and the disinfecting of commonly touched items in various home, office, and workplace settings, and emphasizes the importance of not touching our face with our hands. The program explains that infected droplets can travel six feet during a cough or sneeze and that the disease may also spread when an infected person speaks or breathes via small fluid particles called aerosols. Additionally, it points out that asymptomatic carriers can spread the virus to others, and that social distancing or "physical separation" and self-isolation when required are the best ways to prevent the spread of the infection.

After watching this program, the viewer will have a good understanding of the signs and symptoms of a COVID-19 infection, know when to seek medical attention and when not to, understand the importance of social distancing and self-isolation, and be able to put into practice the best methods to prevent the spread of the virus at home, in the workplace, and in their community.



Coronavirus: Guarding Against COVID-19

In the midst of the COVID-19 coronavirus pandemic, it's important for everyone to have reliable information about what we should do to protect ourselves and our loved ones from infection. A lot of talking can sometimes make it harder for us to get good information, the type of information we all need to keep ourselves and our loved ones safe. What you need to know is this: There are ways to guard against catching COVID-19, the coronavirus disease. These precautions have been recommended by the World Health Organization, the Centers for Disease Control, the Mayo Clinic, university medical schools, and others who know what they're talking about. This program discusses COVID-19 hazards and the safe practices that these leading healthcare authorities advocate that you follow to avoid them.

Topics include: the effects, transmission methods and symptoms of COVID-19, how to effectively wash hands to avoid infection, how to practice social distancing and "respiratory etiquette," and what precautions to take to avoid spreading the virus.

5105

Categories: Employee Health, Contagious Illnesses

Length: 22 minutes

© 2020

5087

Categories: Employee Health, Contagious Illnesses

Length: 16 minutes

© 2020

5096

Categories: Employee Health, Contagious Illnesses

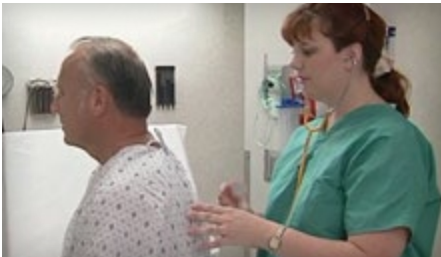
Length: 8 minutes

© 2020



Tuberculosis in the Healthcare Environment ES

After an alarming resurgence in the 1980s, tuberculosis is currently one of the most common infectious diseases in the world, killing more than a million people every year. Healthcare employees are on the front lines in the fight against TB, and they have a significant risk of exposure to the disease. This safety video provides the latest information on the tuberculosis threat, the infection hazards that healthcare employees may encounter in their jobs, and the steps they can take to avoid them.



Tuberculosis

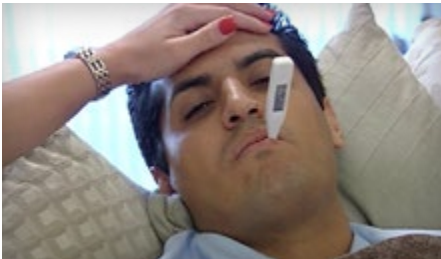
This program contains the latest CDC guidelines and the requirements of OSHA and is intended for all healthcare workers.



Preventing the Spread of Contagious Illness (Concise) ES

This program, which includes information about seasonal flu, avian flu, SARS, and MRSA, in addition to swine flu, explains the origins and symptoms of these illnesses as well as the general hygiene and prevention measures required to prevent spreading and contracting all contagious illnesses. The video stresses prevention and the personal responsibility required to avoid spreading an illness or infection.

Other topics include: decontaminating work areas, special MRSA precautions, responding to a potential infection, medical diagnosis and treatment of contagious illnesses, measures to take at home once you are infected, and how to prepare for and respond to a pandemic of an illness.



Preventing the Spread of Contagious Illness ES

This program, which includes information about seasonal flu, avian flu, SARS, and MRSA, in addition to swine flu, explains the origins and symptoms of these illnesses as well as the general hygiene and prevention measures required to prevent spreading and contracting all contagious illnesses. The video stresses prevention and the personal responsibility required to avoid spreading an illness or infection.

Other topics include: decontaminating work areas, special MRSA precautions, responding to a potential infection, medical diagnosis and treatment of contagious illnesses, measures to take at home once you are infected ,and how to prepare for and respond to a pandemic of an illness.



Legionella

Legionella is of increasing concern, you can make sure you and your staff are aware of the dangers and warning signs. Inform your staff about Legionella and the dangers associated with it. Educate them as to what symptoms to look out for and how to manage risks.

This program will inform you and your staff about: What is Legionella? Where does it come form? How do humans contract it? The program also gives advice regarding risk management, control measures, and storage.



Avian Flu: The Facts

Avian Flu is an increasingly discussed topic among the media and medical associations such as the CDC (Centers for Disease Control). A form of influenza believed to strike all birds, it has jumped to humans, though no human-to-human transmission has been reported. Infected birds spread the virus through saliva, feces, and nasal secretions. So far, only humans with direct contact with sick birds have caught the disease, but scientists are worried that bird flu could link with regular human influenza, mutate, and become a deadly new virus and trigger a pandemic. This video is a great way to raise awareness in your workplace and give your associates the tools they need to act in a calm, confident manner in the event of an outbreak or potential outbreak.

4832

Categories: Healthcare Training, Employee Health, Contagious Illnesses

Length: 24 minutes

© 2016

4550

Categories: Healthcare Training, Employee Health, Contagious Illnesses

Length: 34 minutes

© 2005

3943

Categories: Employee Health, Contagious Illnesses

Length: 10 minutes

© 2009

3909

Categories: Employee Health, Contagious Illnesses

Length: 20 minutes

© 2009

4621

Categories: Employee Health, Contagious Illnesses

Length: 6 minutes

© 2003

3422

Categories: Employee Health, Contagious Illnesses

Length: 12 minutes

© 2006

Crane Safety



To the Point About: The Safe Operation of Aerial Work Platforms ^{ES}

Unsafe operation of aerial work platforms, also known as elevated work platforms (including boom lifts and scissor lifts), often has devastating consequences. Making sure these mobile and elevating work platforms are operated in a safe manner must be the operator's top priority. This program discusses the safety precautions these workers must follow to prevent injuries and property damage.

Topics include: operator training, pre-operational inspection, mounting and moving the lift, basic safe work practices, and lowering and dismounting the platform.



To the Point About: Industrial Crane Safety ^{ES}

The movement of materials by industrial cranes can be quite hazardous to operators, pedestrians, and company property. Ensuring that operators of industrial cranes are fully trained and always operate their crane in a safe manner can prevent injuries and save lives. This safety training video reviews how to properly rig and transport loads.

Topics include: pre-operational inspection sling Inspection, proper rigging procedures, lifting and moving loads safely.



Safe Use and Operation of Industrial Cranes ^{ES}

Cranes come in a wide variety of sizes, configurations and capacities to lift and transport various products and materials used in industry. Because of the serious hazards presented by crane operation, crane operators must be fully qualified and 100% committed to the safe operation of their crane. That is the purpose of this safety video — to review the safety rules, precautions, and safe operating practices common to all cranes in order to help crane operators work safely with the specific cranes they operate.



Safe Use and Operation of Industrial Cranes (Concise) ^{ES}

Cranes come in a wide variety of sizes, configurations and capacities to lift and transport various products and materials used in industry. Because of the serious hazards presented by crane operation, crane operators must be fully qualified and 100% committed to the safe operation of their crane. That is the purpose of this safety video — to review the safety rules, precautions, and safe operating practices common to all cranes in order to help crane operators work safely with the specific cranes they operate.



Rigging Safety in Industrial and Construction Environments

The loads that cranes lift can come in all shapes and sizes, but one thing they all have in common is the potential to cause serious problems if they are mishandled. Loads that have been improperly rigged can be dumped on the ground, start to spin or swing out of control, all of which creates hazards for anything or anyone near them. To prevent accidents and injuries during crane operations, riggers need to understand the hazards that are associated with lifting and moving loads as well as the equipment and safe work practices that they can use to avoid them. This program reminds employees about the hazards that are associated with raising loads by crane or when loads aren't rigged correctly and the equipment and work procedures they should use to avoid those hazards.

Topics include: the rigger's role in lifting and moving loads; sling selection; how sling angles affect tension; three basic types of hitches; standard hand signals; how to prepare to lift a load; and how to lift, move, and lower a load safely.

4856

Categories: Crane Safety, To the Point Series
Length: 12 minutes
© 2017

4855

Categories: Crane Safety, To the Point Series
Length: 12 minutes
© 2017

4644

Categories: Crane Safety
Length: 20 minutes
© 2014

4645

Categories: Crane Safety
Length: 11 minutes
© 2014

5091

Categories: Crane Safety, Construction
Length: 16 minutes
© 2019



Crane Safety in Industrial and Construction Environments

Employees lift and move things on the job every day, but when a human's strength isn't enough, cranes can provide the major lifting power that's needed to get the job done. Their lifting abilities are indispensable for many industrial and construction operations; however, they can also create serious hazards for the people who work with them. Crane-related accidents not only damage materials and equipment but can also cause injuries and even fatalities. To avoid these problems, employees need to understand the hazards that can be associated with using cranes, the federal regulations that have been established to address those hazards and the equipment and procedures they should use to lift, move and land loads safely. This program reminds employees about the hazards that are associated with using cranes and how they can avoid them.


Topics include three basic types of cranes, OSHA Crane Standards, crane inspection, preparing a boom lift for operation and how to rig, lift, move and land a load safely.



Crane Signal Person Basic Training

This video is an important resource to help crane signal people and crane operators learn the 20 standardized hand signals as described in ASME B3.5 and OSHA 29 CFR 1926.

This program provides the following: A general overview of crane operations and limitations, clear demonstrations of the 20 standard crane hand signals, an explanation of correct voice signal communication, guidelines for using non-standard and new signals, basic safety practices for a crane signal person.



Overhead Cranes: Safety Is in Your Hands ^{ES}

Cranes are useful, powerful tools — tools that need to be treated with respect. Any mistake with a crane, even a small mistake, can have serious consequences including property damage, injury, or even loss of life. Knowing how to use the equipment properly and following established policies and procedures can help minimize risk. That's what this program is all about, the basics of crane safety.

Topics include: safe operating procedures; pre-operating inspection; proper rigging, lifting, moving and setting a load; proper storage of the crane and block when not in use.



Rigging Safety in Construction Environments ^{ES}

We have all heard the phrase, "A chain is only as strong as its weakest link." When it comes to crane operations, rigging can often be that weak link. How a load is attached to a crane can make the difference between a successful lift and an unfortunate accident. Crane-related accidents can often be deadly, due to the large and heavy loads that are lifted. A small miscalculation, or a brief moment of inattention, and tragedy could strike. Once a load falls not much can be done to stop it, and there is little time for people to move safely out of the way. A co-worker could be injured, or expensive equipment and materials could be damaged or destroyed — even the crane itself. This video training program reminds employees that over 90% of rigging-related accidents are caused by human error, and that they are the key to preventing these incidents.

Topics include: physical and mental preparation, personal protective equipment, equipment inspection, hazard assessment, slings, hitches, hand signals, load angles.

5092

Categories: Crane Safety, Construction
Length: 17 minutes
© 2019

4034

Categories: Crane Safety
Length: 18 minutes
© 2010

4323

Categories: Crane Safety
Length: 15 minutes
© 2013

3939

Categories: Construction, Crane Safety
Length: 18 minutes
© 2009



Crane Safety in Construction Environments

While there are many different types of cranes, they all have the ability to make many jobs much easier by lifting enormous weight. But they also share the potential for disaster when they are not operated safely. Crane-related accidents can often be deadly, due to the cumbersome and heavy loads that are lifted. A small miscalculation, or a brief moment of inattention, and tragedy could strike. Once a load falls, not much can be done to stop it, and there is little time for people to move safely out of the way. A co-worker could be injured or killed, and expensive equipment or materials could be damaged or destroyed, even the crane itself. This training program reminds employees that over 90% of crane-related accidents are caused by human error, and that they are the key to preventing these incidents.

Topics covered include: equipment inspection, general and operational safety devices, general operating procedures, working with boom cranes.



Industrial Crane Safety

Cranes and lifting devices are powerful, rugged machines that are critical to many industrial and construction operations. Just as crucial to these processes is the crane operator, because an improperly rigged or hoisted load can have monumental and often deadly consequences. Crane operators must be committed to moving loads in a safe, controlled manner in order to avoid injuries and property damage. This video demonstrates the safe work practices and precautions necessary to keep these employees and their co-workers out of harms way while cranes and hoists are being rigged or operated.



Industrial Crane Safety (Concise) ES

Cranes and lifting devices are powerful, rugged machines that are critical to many industrial and construction operations. Just as crucial to these processes is the crane operator, because an improperly rigged or hoisted load can have monumental and often deadly consequences. Crane operators must be committed to moving loads in a safe, controlled manner in order to avoid injuries and property damage. This video demonstrates the safe work practices and pre-cautions necessary to keep these employees and their co-workers out of harms way while cranes and hoists are being rigged or operated.



Safe Rigging ES

How a load is attached can make the difference between a successful lift and a deadly accident.

Topics include: physical and mental preparation, PPE, hand signals, equipment and hazard inspection, slings, hitches, load angles.



High-Impact Crane Safety ES

This dynamic video features five re-enactments of accidents involving indoor cranes. These re-enactments illustrate the importance of our following safe work procedures to protect co-workers and company property when using any type of crane. The program shows when and how crane inspections and pre-operational checkouts are performed, how to determine the weight of a load and load capacity of a crane, and how to inspect and safely use slings.

Other topics include: lifting and moving loads safely, use of hand signals when operating cab-controlled cranes, and safe work procedures for crane repair.

3928

Categories: Crane Safety, Construction

Length: 14 minutes

© 2009

3610

Categories: Crane Safety

Length: 20 minutes

© 2007

3693

Categories: Crane Safety

Length: 12 minutes

© 2007

3121

Categories: Crane Safety

Length: 18 minutes

© 2001

2801

Categories: Crane Safety, High-Impact

Length: 18 minutes

© 1998



High-Impact Crane Safety (Concise) ES

This dynamic video features five re-enactments of accidents involving indoor cranes. These re-enactments illustrate the importance of our following safe work procedures to protect co-workers and company property when using any type of crane. The program shows when and how crane inspections and pre-operational checkouts are performed, how to determine the weight of a load and load capacity of a crane and how to inspect and safely use slings.

Other topics include: lifting and moving loads safely, use of hand signals when operating cab-controlled cranes, and safe work procedures for crane repair.



Tips From The Pros: Rigging and Lifting

Are you looking for training to help your existing operators improve their performance, to increase your team's productivity? This video is part of a popular series called "Tips from the Pros," a research-based initiative involving qualified operators from a broad range of backgrounds and experiences to expose your team to best practices. Filmed under the guidance of professional riggers, the focus is productivity, technique, and getting more out of the equipment. After a quick review of the basics, this video offers tips on how to estimate the weight and center of gravity for large or odd shaped loads.



Rigging and Lifting: Small Hydraulic Cranes ES

This program explains the various types of rigs such as basket hitches or choker hitches. Time is spent helping the viewer understand hitch angles and their effect on sling, chain, or wire rope ratings. The video covers Inspection of slings and sling hardware with effective visual examples of how to examine rigging equipment.

Topics includes: inspecting the rigging, inspection records requirements, the difference between tie-down and lifting chain, unacceptable rigging hardware, and the effects of hitch angles on load connectors and hardware.



Rigging and Lifting: Structural Steel ES

A fresh look at the safe way to rig and move structural steel members from fabrication to tie-in, the video was produced on working sites with professional erection crews. This program is filled with accurate advice on rigging hardware, hitch types, slings, and even "Christmas Treeing" hook-ups. The video provides clear and simple methods on how to safely handle structural steel.

Topics include: loading for transport, safe binder release and unloading, sorting/shaking it out, selecting and inspecting the rigging, and making the lift, including "Christmas Tree" lifts.



Rigging and Lifting: Mines and Quarries

Filled with cautions and cures for rigging everything from crusher parts to conveyors, this video tackles some of the unique challenges facing mine maintenance workers. Safely rigging and lifting odd shaped loads is the focus.

Topics include: estimating weight and balance points, rigging to position load, adjustable leg slings, and special rigging hardware.

1485

Categories: Crane Safety, High-Impact

Length: 10 minutes

© 1998

4415

Categories: Crane Safety, Construction

Length: 27 minutes

© 2001

4434

Categories: Construction, Crane Safety

Length: 23 minutes

© 2003

4433

Categories: Construction, Crane Safety

Length: 26 minutes

© 2003

4432

Categories: Mine Safety, Crane Safety

Length: 28 minutes

© 2003



High-Impact Crane Safety (Non-Graphic)

This dynamic video features five re-enactments of accidents involving indoor cranes. These re-enactments illustrate the importance of our following safe work procedures to protect co-workers and company property when using any type of crane. The program shows when and how crane inspections and pre-operational checkouts are performed, how to determine the weight of a load and load capacity of a crane and how to inspect and safely use slings.

Other topics include: lifting and moving loads safely, use of hand signals when operating cab-controlled cranes, and safe work procedures for crane repair.

Categories: Crane Safety, High-Impact
Length: 18 minutes
© 1998

1811

Customer Service



Customer Service in Hospitality

Customer service and hospitality — the two go hand in hand. Customer service is everyone's job at the hotel, not just the front desk's. This program outlines some dos and don'ts of customer service and teaches your associates to make a good impression, regardless of what department they work in.

4984

Categories: Hospitality, Customer Service
Length: 4 minutes
© 2018



The Power of Customer Service

Customer service comes from the inside of an individual. It comes from the desire to provide good service to everyone — whether they are a customer, co-worker, friend, or relation. Using the “three Cs” of good customer service — concern, communication, and competence — leading customer service expert Dr. Paul Timm brings to life the skills needed to enrich any customer service relationship. “To survive in the world's competitive market place, we must treat customers like they are members of our family. A positive customer relationship is the key at any level of any organization,” says Dr. Timm.

4190

Categories: Human Resources, Customer Service
Length: 45 minutes
© 2000



Think Like the Customer

Make sure every customer is a satisfied customer with assistance from this hit video. In just minutes, your staff will learn superior customer service techniques, including how to deal with — and win back — even the angriest customer.

In this video, you and your staff will learn how to: take responsibility for keeping customers happy, make customers feel good about buying from your organization, become a *resource* for your customers, see customers in terms of their value to your organization over a lifetime, bend the rules when necessary;, disappoint customers with tact and skill, find a solution even when you don't have the answer, handle foul-ups so that customers will continue to do business with you.

4174

Categories: Human Resources, Customer Service
Length: 20 minutes
© 2008



Seven Things Never to Say to Your Customers

Seven deadly service statements — they sound ominous, don't they? Some of these statements may seem perfectly innocent on the surface, but more often than not, using them only makes matters worse. With the advice presented in this program, you'll learn to avoid these service killers and naturally end up providing customers with the care and professional service they deserve — boosting customer loyalty to new heights!

4173

Categories: Human Resources, Customer Service
Length: 18 minutes
© 2009

DOT Hazardous Materials



HAZWOPER: Identifying Hazardous Materials ^{ES}

Hazardous materials — those who come in contact with them need to protect themselves. But if they do not know what hazards the material presents adequate protection is hard to provide. This program teaches methods to properly identify hazards so proper protection and plans can be developed to protect everyone on site.



DOT HazMat Safety Training ^{ES}

DOT HAZMAT Safety Training Video Program focuses on employees who handle hazardous materials. The program makes employees aware of the hazards associated with the materials they handle, and shows them how to work with these materials safely. Created specifically for the Department of Transportation's HAZMAT Training regulation on Handling and Transporting Hazardous Materials, this program provides the safety training required by the regulation.

The program includes: information on the regulation itself; hazardous materials that employees may encounter; hazard “indicators” such as labels, shipping papers, and placards; the use of personal protective equipment; proper handling procedures; methods and procedures for avoiding accidents; accidents/emergencies involving hazardous materials; spills and cleanup procedures; security issues.



HAZWOPER: HAZMAT Labeling ^{ES}

Hazardous materials and waste are a part of many work situations and can be found in many types of facilities and job sites. It is very important for your employees to know how to recognize these potentially dangerous substances, and how to handle and dispose of them properly. As part of OSHA's HAZWOPER regulations, there are varying requirements for employee training, depending on the employee's specific level of involvement with hazardous materials. This program will help employees understand the information found on DOT, HMIS, NFPA, Hazardous Waste, and other HAZMAT container labels.

Topics include: the importance of HAZMAT labeling, OSHA's labeling requirements, formats of the four common types of HAZMAT labels, and other types of labels.



DOT Alcohol and Drug Rules

This safety video is a general overview of the Federal Motor Carrier Safety Administration's (FMCSA) Alcohol and Drug Testing Rules for persons required to obtain a Commercial Drivers License (CDL). The information is intended to provide a general summary of the rules. Is should not be relied on to fulfill all legal requirements stipulated in the regulations. A comprehensive list of alcohol and drug testing rules published by the FMCSA and DOT Office of the Secretary (OST) applicable to CDL drivers and their employers is available at the end of this program. This program meets the DOT requirement for one hour of driver training relating to drugs and alcohol.

Topics included in the video are: FMCSA regulations; required alcohol tests; random alcohol testing; screening tests; drivers who engage in prohibited alcohol; employer's policy; keeping detailed records; types of test required; drug testing; DHHS, urine specimens are analyzed; follow-up testing; conducting random, unannounced drug tests; drug use and treatment resources; medical review officer; drug test technician (DTT); and cheating a drug test.

4799

Categories: HAZWOPER, DOT Hazardous Materials

Length: 15 minutes
© 2016

4400

Categories: DOT Hazardous Materials

Length: 18 minutes
© 2018

5129

Categories: HAZWOPER, Hazard Communications, DOT Hazardous Materials

Length: 21 minutes
© 2000

4329

Categories: Drugs and Alcohol, DOT Hazardous Materials

Length: 50 minutes
© 2013



HazMat Security: DOT Requirements

This program focuses on giving employees an awareness of the security risks associated with transporting hazardous materials.

Areas covered in this program are: Security risks associated with transporting hazardous materials Methods that have been designed to enhance transportation security How to recognize security risks Responding to possible security threats.



Hours of Service for Property Carrying Vehicles ^{ES}

This program easily breaks down the hours of service laws established by the Federal Motor Carrier Safety Administration. Discussion starts with 11-hour-14-hour rule, 7-6 rule, and 8-7 rule. It defines the 395 regulation and application.



Securing Loads Safely

This program helps employees comply with DOT regulations relating to securing loads on tractor trailers.

Topics include: Different types of trucks and associated loading requirements, load securement procedures, number of straps needed for different loads, working load limits, great training to ensure you and your vehicles are not cited or placed out of service due to non-compliance issues.



DOT HazMat Security Training In-Depth

In an effort to fight terrorism and improve the security of hazardous materials being shipped, the Department of Transportation has added three major security requirements to their HAZMAT regulations. Companies that handle hazardous materials must develop a “Security Plan,” and give their employees “Security Awareness” and “In-Depth Security” training. This video makes employees aware of the risks associated with transporting hazardous materials and gives them an understanding of their facility's HAZMAT Security Plan.

Topics include: the DOT's HAZMAT security requirements, the risks associated with transporting hazardous materials, the contents of a HAZMAT Security Plan, organizational security structure, facility security objectives, security procedures, employees' security responsibilities, actions to take in the event of a security breach.



DOT General Awareness

Created specifically for the Department of Transportation's HAZMAT Training regulation on Handling and Transporting Hazardous Materials, this program provides the information necessary to comply with the regulation's “General Awareness” training requirement. With a focus on employees who handle hazardous materials, this program reviews a number of topics aimed at making employees more aware of situations in which they may encounter hazardous chemicals, the nature of the hazards the chemicals may have, and the issue of taking appropriate security measures when dealing with hazardous materials that the DOT has added to the regulation.

Topics include: the regulation itself; hazardous materials, definitions, and classes; hazard communication; hazard “Indicators” such as labels, shipping papers, and placards; where hazardous materials may be encountered; packaging; shipping; transport (trucks, ships, rail, etc.); storage; security risks and terrorism.

4322

Categories: DOT Hazardous Materials

Length: 13 minutes
© 2013

4065

Categories: Driving Safety, DOT Hazardous Materials

Length: 9 minutes
© 2011

4029

Categories: Driving Safety, DOT Hazardous Materials, Truck and Transit

Length: 11 minutes
© 2010

3860

Categories: DOT Hazardous Materials, Security

Length: 18 minutes
© 2018

3463

Categories: DOT Hazardous Materials

Length: 19 minutes
© 2018



DOT HazMat Security Awareness ^{ES}

In an effort to fight terrorism and improve the security of hazardous materials being shipped, the Department of Transportation has added three major security requirements to their HAZMAT regulations. Companies that handle hazardous materials must develop a “Security Plan,” and give their employees “Security Awareness” and “In-Depth Security” training. The training program “DOT HAZMAT Security Awareness” focuses on helping employers provide their employees with the security awareness portion of this training, giving employees an awareness of the security risks associated with transporting hazardous materials.

Areas covered in this program are: The DOT HAZMAT security requirements, Security risks associated with transporting hazardous materials, Methods that have been designed to enhance transportation security, How to recognize security risks, Responding to possible security threats.

Categories: DOT Hazardous Materials, Security
Length: 15 minutes
© 2018

3211

Driving Safety



To the Point About: Eliminating Driving Distractions ^{ES}

While most people envision distracted driving as a teenager using a cell phone behind the wheel, the problem is really a lot more complex than that. Distraction also involves many other factors, including complacency, fatigue, and frustration. This program discusses the dangers of distracted driving and provides an overview of the various types of distractions. It also explains how one distraction can lead to another and reviews tips, practices, and habits that can be used to eliminate driving distractions, prevent vehicle crashes, and save lives.

Topics include: why distracted driving is a problem, the four specific types of distraction, multi-faceted distractions, controlling potential distractions before driving, the roles of our physical and mental states in driving awareness, and how to avoid complacency while driving.



To the Point About: Defensive Driving ^{ES}

When most of us hear the term “defensive driving,” we think about staying alert and being able to react quickly in order to evade a crash or prevent a collision out on the road. But it is more than that. Defensive driving helps to keep us out of situations that require evasive action in the first place.

This program provides an overview of the defensive driving practices all vehicle operators should follow to avoid costly and sometimes deadly traffic accidents.



Three Keys to Safe Driving: Prepare, Anticipate, and Defend

Driving a motor vehicle can be challenging and complicated. Because practically every person will operate or be a passenger in some type of vehicle each day, motor vehicle safety is not only important for drivers of personal vehicles, but is also an important safety issue for employers and workplaces worldwide. In fact, motor vehicle crashes account for more than 40% of all work-related deaths and an even larger percentage of all injuries that result in time away from work. There are a multitude of reasons for such a high injury rate related to motor vehicles, including unsafe driving habits, changing traffic, and weather conditions and unpredictable actions of other drivers. This program discusses three key elements of a safe driving strategy that allow vehicle operators to navigate safely through this ever-changing and potentially hazardous environment: prepare, anticipate, and defend.

Topics include: preparing yourself and your vehicle for travel, planning your route and preparing for conditions, anticipating driving hazards, avoiding distracted and fatigued driving, speeding, following too closely, safe driving habits, and aggressive driving.

5075

Categories: Driving Safety, To the Point Series
Length: 11 minutes
© 2020

5037

Categories: Driving Safety, To the Point Series
Length: 10 minutes
© 2019

4991

Categories: Driving Safety
Length: 17 minutes
© 2018
^{ES}



Three Keys to Safe Driving: Prepare, Anticipate and Defend (Concise) ES

Driving a motor vehicle can be challenging and complicated. Because practically every person will operate or be a passenger in some type of vehicle each day, motor vehicle safety is not only important for drivers of personal vehicles, but is also an important safety issue for employers and workplaces worldwide. In fact, motor vehicle crashes account for more than 40% of all work-related deaths and an even larger percentage of all injuries that result in time away from work. There are a multitude of reasons for such a high injury rate related to motor vehicles, including unsafe driving habits, changing traffic, and weather conditions and unpredictable actions of other drivers. This program discusses three key elements of a safe driving strategy that allow vehicle operators to navigate safely through this ever-changing and potentially hazardous environment: prepare, anticipate, and defend.

Topics include: preparing yourself and your vehicle for travel, planning your route and preparing for conditions, anticipating driving hazards, avoiding distracted and fatigued driving, speeding, following too closely, safe driving habits, and aggressive driving.



Hang Up and Drive ES

In May 2008, Jacy Good and her parents were enjoying a great day of accomplishment — Jacy’s college graduation. But that day was shattered when a young man on a cell phone cause a devastating collision that took the lives of Jacy’s parents and left her in a coma. Her brain injury has left her with physical, speech, and cognitive impairment. But Jacy’s story is an inspiration also. Since the collision Jacy has worked tirelessly to raise awareness about the dangers of cell phone use while driving. In North America, 15 people die everyday because of cell phone use while driving. This is a story that can help you change the culture of cell phone use and driving at your organization. This is a story that can save lives.



Hang Up and Drive (Concise) ES

In May 2008, Jacy Good and her parents were enjoying a great day of accomplishment — Jacy’s college graduation. But that day was shattered when a young man on a cell phone cause a devastating collision that took the lives of Jacy’s parents and left her in a coma. Her brain injury has left her with physical, speech, and cognitive impairment. But Jacy’s story is an inspiration also. Since the collision Jacy has worked tirelessly to raise awareness about the dangers of cell phone use while driving. In North America, 15 people die everyday because of cell phone use while driving. This is a story that can help you change the culture of cell phone use and driving at your organization. This is a story that can save lives.



Take Action Against Distraction: Staying Focused to Avoid Injury (Concise) ES

We all are aware of the dangers of distracted driving, but there are other activities we engage in that demand our full attention to avoid accidents and injuries. Many people are hurt or killed when they become distracted while working or walking. Distraction has taken and destroyed a lot of lives and it will continue to do so, but we don't have to let this happen — we can do something about it. In this program, EMT/firefighter/best-selling author Martin Lesperance discusses various types of distractions and the actions we can take to prevent our attention from being diverted from the task at hand.

Topics include: maintaining concentration, avoiding distracting other people, fixing dangerous situations, distracted walking, the four types of distracted driving, making a conscious effort to avoid distractions, and avoiding fatigue.

4992

Categories: Driving Safety
Length: 10 minutes
© 2018

4235

Categories: Driving Safety, Cell Phone Use
Length: 20 minutes
© 2012

4243

Categories: Driving Safety, Cell Phone Use
Length: 11 minutes
© 2012

4994

Categories: Driving Safety, Pedestrian Safety, Martin Lesperance
Length: 9 minutes
© 2018



Take Action Against Distraction: Staying Focused to Avoid Injury ES

We all are aware of the dangers of distracted driving, but there are other activities we engage in that demand our full attention to avoid accidents and injuries. Many people are hurt or killed when they become distracted while working or walking. Distraction has taken and destroyed a lot of lives and it will continue to do so, but we don't have to let this happen; we can do something about it. In this program, EMT/firefighter/best-selling author Martin Lesperance discusses various types of distractions and the actions we can take to prevent our attention from being diverted from the task at hand.

Topics include: maintaining concentration, avoiding distracting other people, fixing dangerous situations, distracted walking, the four types of distracted driving, making a conscious effort to avoid distractions, and avoiding fatigue.



Road Rage and Aggressive Driving

In any discussion about driver safety, one of the most dangerous hazards is the human factor — the unpredictability of all the drivers on the road — and the way that emotion can influence the way we drive. Road rage is responsible for over half of the fatal crashes on our roadways each year.

Driving Defensively ES

This video looks at how to watch for trouble on the road and avoid it! Every day we share the road with distracted drivers, aggressive drivers, trucks, and buses. We drive in bad weather, experience blowouts, and more. Driving defensively in all of these situations is covered in this informative safety video program.

Distracted Driving: How Focused Are You?

We’ve all seen them, drivers on the road drinking a cup of coffee, putting on make-up, eating a snack, and talking on their cell phones. More and more people every day, it seems, are doing something other than paying attention to driving when they’re behind the wheel. It’s called distracted driving. This safety video provides the information employees need to drive cars, vans, and small trucks, both on and off the job, safely.

Choices: Safe Driving ES

This year, approximately 3,000 people will die in vehicle collisions. That’s 10 today. That’s 10 tomorrow and the next day. Every day. Distracted driving is shattering people’s lives. Families are torn apart. Why? Poor choices. We mention choices because that’s really what it comes down, will your employees choose to obey traffic laws and operate their vehicles safely? Or, will they choose to take a chance, a chance that can have grave and long lasting effects. You can help them make good choices behind the wheel with this safety video.

Topics include: phone Conversations, texting, pedestrians, inclement weather, drowsy driving, as well as tried and true defensive driving techniques relating to speed limits, following distance, intersections, aggressive driving, anticipating hazards, backing and parking.

4993

Categories: Driving Safety, Pedestrian Safety, Martin Lesperance
Length: 15 minutes
© 2018

4979

Categories: Driving Safety
Length: 12 minutes
© 2018

4707

Categories: Driving Safety
Length: 17 minutes
© 2015

4654

Categories: Driving Safety
Length: 17 minutes
© 2014

4642

Categories: Driving Safety
Length: 23 minutes
© 2014



Choices Driving Safely in Healthcare ^{ES}

Driving is usually one aspect of a home care position. Whether with a patient or by yourself, safe driving is of utmost importance. This program explains requirements for driving with a client, or in a client's vehicle, as well as general information explaining how personal choices behind the wheel can have a positive or negative impact.



Texting and Driving: The Facts ^{ES}

Texting and driving is the new drunk driving of the technological world we live in. This safety video covers the three basic ways texting and driving distracts drivers and presents testimonials from a few drivers who have had personal experiences with texting and driving. Texting and driving not only effects you, it also effects those around you.



Distracted Driving: At What Cost? ^{ES}

There's a lot of talk about this issue but most of us don't realize how often we're distracted while driving. A new study shows that up to 50% of crashes involve some sort of driver distraction. This safety video helps us become aware of this increasingly dangerous behavior.

The video includes a two-car crash that is investigated and shows how each driver was distracted leading up to the crash. It also includes an interview with a woman who was severely injured in a crash caused by a distracting cell phone conversation. Her parents also talk about how their entire family's lives were changed by the crash.

There are two slightly different versions available. The only difference is the first two opening minutes. One opening features a quick series of humorous scenes that illustrate common driving distractions but we show them in non-driving situations to emphasize the foolishness of not focusing on the main task at hand. The other version (item #3245 – please call or e-mail to order) includes a serious opening scene. Other than the first two minutes, the programs are identical.



Distracted Driving – Non-humorous ^{ES}

There's a lot of talk about this issue but most of us don't realize how often we're distracted while driving. A new study shows that up to 50% of crashes involve some sort of driver distraction. This safety video helps us become aware of this increasingly dangerous behavior.

The video includes a two-car crash that is investigated and shows how each driver was distracted leading up to the crash. It also includes an interview with a woman who was severely injured in a crash caused by a distracting cell phone conversation. Her parents also talk about how their entire family's lives were changed by the crash.

There are two slightly different versions available. The only difference is the first two opening minutes. One opening features a quick series of humorous scenes that illustrate common driving distractions, but we show them in non-driving situations to emphasize the foolishness of not focusing on the main task at hand. The other version includes a serious opening scene. Other than the first two minutes, the programs are identical.



Distracted Driving – Transit Version

Using a humorous introduction, and featuring bus operators in a variety of settings, this dramatic safety video illustrates the range of distractions faced by bus operators. It also provides steps transit agencies and operators can take to control distractions, such as unruly passengers, route changes, and radio communications. The video features a dramatic two-vehicle crash involving two distracted drivers, as well as a powerful interview with a young woman whose life was profoundly changed by a distracted driving crash. Available with a serious introduction (#3283).

4884

Categories: Healthcare Training, Driving Safety
Length: 22 minutes
© 2017

4255

Categories: Driving Safety, Cell Phone Use
Length: 9 minutes
© 2013

3238

Categories: Driving Safety
Length: 15 minutes
© 2004

3245

Categories: Driving Safety
Length: 15 minutes
© 2004

3281

Categories: Driving Safety
Length: 17 minutes
© 2004



Distracted Driving – Transit Version, Non-Humorous

Featuring bus operators in a variety of settings, this dramatic safety video illustrates the range of distractions faced by bus operators. It also provides steps transit agencies and operators can take to control distractions, such as unruly passengers, route changes, and radio communications. The video features a dramatic two-vehicle crash involving two distracted drivers, as well as a powerful interview with a young woman whose life was profoundly changed by a distracted driving crash. Available with a humorous or serious introduction.



Distracted Driving: At What Cost? (Concise) ^{ES}

There's a lot of talk about this issue but most of us don't realize how often we're distracted while driving. A new study shows that up to 50% of crashes involve some sort of driver distraction.

This safety video helps us become aware of this increasingly dangerous behavior. The video includes a two-car crash that is investigated and shows how each driver was distracted leading up to the crash. It also includes an interview with a woman who was severely injured in a crash caused by a distracting cell phone conversation. Her parents also talk about how their entire family's lives were changed by the crash.

There are two slightly different versions available. The only difference is the first two opening minutes. One opening features a quick series of humorous scenes that illustrate common driving distractions, but we show them in non-driving situations to emphasize the foolishness of not focusing on the main task at hand. The other version (item #3245 – please call or e-mail to order) includes a serious opening scene. Other than the first two minutes, the programs are identical.



The Knock on the Door ^{ES}

The Knock at the Door recounts the tragic true story of two-year-old Phil Cummings, who was killed by an alcohol impaired driver. The story, as told by Phil's father, presents a powerful reminder about the dangers of drinking and driving. It also reinforces the message that driving brings with it a great deal of responsibility.



Winter Driving: When the Rules Change

This attention-grabbing safety video dramatically illustrates the importance of adjusting our driving techniques when winter rolls around. The main character, Larry, appears in this video making one winter driving mistake after another; mistakes we can all learn from. This program also includes a powerful interview with a woman who was involved in fatal wintertime crash – an event that changed her life forever.

The video addresses: vehicle preparation for winter; adjusting schedules for winter driving conditions; maintaining good visibility; winter driving techniques, including intersections, cornering, skid control, braking and slowing down; winter survival supplies and techniques.



Winter Driving: When the Rules Change (Concise)

This attention-grabbing safety video dramatically illustrates the importance of adjusting our driving techniques when winter rolls around. The main character, Larry, appears in this video making one winter driving mistake after another; mistakes we can all learn from. This program also includes a powerful interview with a woman who was involved in fatal wintertime crash – an event that changed her life forever.

The video addresses: vehicle preparation for winter; adjusting schedules for winter driving conditions; maintaining good visibility; winter driving techniques, including intersections, cornering, skid control, braking and slowing down; winter survival supplies and techniques.

3283

Categories: Driving Safety
Length: 17 minutes
© 2004

3912

Categories: Driving Safety
Length: 9 minutes
© 2009

3704

Categories: Driving Safety, Drugs and Alcohol
Length: 6 minutes
© 2007

3263

Categories: Driving Safety, Winter / Holiday Safety
Length: 15 minutes
© 2005

3566

Categories: Driving Safety, Winter / Holiday Safety
Length: 11 minutes
© 2006



The Blindfold Effect ES

This dramatic and award-winning new video focuses on three driving situations that involve more than half of all collisions: following too closely, intersections, and backing. Through collision reenactments and demonstrations of safe driving procedures, this video teaches tactical driving techniques that will improve every driver’s skill and awareness. Designed to get employee participation. Features a unique interactive format.



A Man Killed Two Young Girls

Martin Lesperance tells a harrowing story about a driver that caused a collision that killed two young girls due to his lack of concern for public safety, a reminder to be responsible and conscientious of others — safety whenever you get behind the wheel.



Animals in the Road

Martin Lesperance provides simple steps to take while behind the wheel in order to prevent an animal from crashing through your windshield or causing you to lose control of your vehicle.



Driving and Sleeping Don’t Mix

Falling asleep behind the wheel, even for a second, is a sure sign that you must pull off the road immediately and do whatever it takes to prevent fatalities. Presented by Martin Lesperance.



Road Rage: You Never Know Who or Where the Nuts Are

Martin Lesperance explains it’s not worth risking violence or even death due to a chance encounter with an anger-prone driver or nutcase on the road. Don’t become involved in confrontations with someone who infuriates you on the road — best just to let it go.



Driver Distraction: A Main Cause of Collisions

Martin Lesperance explores how easy it is to be distracted while behind the wheel and the all too frequent devastating effects.

3023

Categories: Driving Safety

Length: 17 minutes

© 2000

4911

Categories: Driving Safety, Meeting Openers, Martin Lesperance

Length: 3 minutes

© 2010

4906

Categories: Driving Safety, Meeting Openers, Martin Lesperance

Length: 4 minutes

© 2010

4903

Categories: Driving Safety, Meeting Openers, Martin Lesperance

Length: 4 minutes

© 2010

4899

Categories: Driving Safety, Meeting Openers, Martin Lesperance

Length: 3 minutes

© 2010

4893

Categories: Driving Safety, Meeting Openers, Martin Lesperance

Length: 4 minutes

© 2010



Safe Operation and Use of All-Terrain Vehicles

All-terrain vehicles, popularly known as ATVs or four-wheelers, were originally designed for recreation, but many companies have found their mobility and adaptability to workplace applications ideal for use on their premises. While most people think of ATVs as mere toys, they are not toys. Riders must know and understand the basic safe operating skills needed to ride them safely. ATVs can be useful around the facility, but unsafe operation can lead to serious injury or even death. This video discusses the safe operating procedures that must be followed to avoid injuries while riding an all-terrain vehicle.



Safe Operation and Use of All-Terrain Vehicles (Concise)

All-terrain vehicles, popularly known as ATVs or four-wheelers, were originally designed for recreation, but many companies have found their mobility and adaptability to workplace applications ideal for use on their premises. While most people think of ATVs as mere toys, they are not toys. Riders must know and understand the basic safe operating skills needed to ride them safely. ATVs can be useful around the facility, but unsafe operation can lead to serious injury or even death. This video discusses the safe operating procedures that must be followed to avoid injuries while riding an all-terrain vehicle.



Intersections: Expect the Unexpected

Illustrates the dangers of crossing through an intersection. As a driver, you pass through so many intersections each day. It is your responsibility to be sure each intersection is negotiated safely. Remind yourself to always drive with your headlights on. Alertness to the roadway and intersections will ensure a safe trip. In this program we will review examples of three accidents involving intersections.



Bobtailing and Jackknifing

Bobtailing is a sometimes necessary but dangerous method of driving a big rig tractor without any trailing component. Once you get past the profile, weight dynamics and engine power of the tractor, now you add the brake system, weather, traffic conditions, driver fatigue, and attention to the road. Covers the challenges of bobtailing and jackknifing.



Safe Backing of Tractor Trailer Rigs

This program provides mechanics and techniques required in backing large vehicles such as tractor trailers. Using the “cone of visibility” is discussed. Backing a single trailer or a set of doubles with a semi-tractor is the most dangerous, intricate, and time-consuming set of maneuvers a big rig driver has to master. No matter how many miles you drive forward, not one of those miles will help when it comes to backing.



Heavy Truck Braking System and Braking Techniques

The single most important component in any vehicle is the braking system, especially on heavy trucks. The tractor portion of a semi-tractor trailer rig may have 10 or more valves controlling the air flow to the brakes. Teaches types of braking systems found on large trucks versus cars. Illustrates how important maintaining the braking system is, and the amount of force to stop a fully loaded truck within a short distance. The difference between the standard braking system and ABS system is discussed.

3232

Categories: Equipment Specific Videos, Driving Safety, Maintenance & Operations

Length: 14 minutes

© 2006

4839

Categories: Equipment Specific Videos, Driving Safety, Maintenance & Operations

Length: 8 minutes

© 2006

4067

Categories: Driving Safety

Length: 7 minutes

© 2011

4066

Categories: Driving Safety

Length: 8 minutes

© 2011

4064

Categories: Driving Safety

Length: 10 minutes

© 2011

4063

Categories: Driving Safety, Truck and Transit

Length: 10 minutes

© 2011




Driving In Extreme Weather Conditions – Trucking

The information in this program will reinforce safety practices when you drive and work in extreme weather conditions. As you drive through challenging weather conditions, proceed slowly and cautiously. Discusses several types of conditions you might encounter while driving in heavy snow, black ice, poor visibility, construction, and night driving. Provides suggestions to help you avoid an accident.



Trucking Orientation

Meets OSHA requirements for training employees in exposure to general hazards. Addresses footwear, clothing, personal protection, lifting safely, material handling, forklift safety, and general safety requirements in a terminal distribution center.



Route Safety: Solid Waste Training

Identifying and eliminating hazards are part of each driver’s responsibilities. This program will help drivers analyze hazards and report them immediately to ensure their safety, the safety of their equipment and the safety of others on the same route in the future.

Topics Include: pavement damage, overhead hazards, loading docks, container accessibility, unsanitary conditions, hazardous waste, and other hazards.



Backing Accident Prevention: Solid Waste Training

A large portion of total accidents in the Solid Waste industry occur while backing. However, backing accidents are 100% Preventable. This program will give your drivers effective tools and teach them techniques that will help them avoid backing accidents.



Pre-Trip Inspection: Solid Waste Training

The trucks and equipment your company operates are great pieces of equipment. They’re versatile. They’re powerful. And, they have to be inspected. A proper inspection protects workers and those working around them by ensuring that the equipment they are using is mechanically safe. And that’s what this video is all about — how to perform a thorough, consistent and accurate pre-shift inspection.



Working With Special Needs Children

Working with children that have special needs it’s a unique job, an important job. There are a lot of people depending on you, not just the kids. But, the kids are why you’re here, right? Part of your job is safety. The safety of your kids and your own personal safety. Isn’t a safe environment what we want for everyone? In this safety training video we’ll cover a few common safety-related issues and discuss ways you can minimize or reduce risk. Safety is everyone’s responsibility.

4062

Categories: Driving Safety, Severe Weather, Truck and Transit

Length: 15 minutes
© 2011

3310

Categories: Driving Safety, Safety Orientation, Truck and Transit

Length: 13 minutes
© 2005

3875

Categories: Driving Safety, Solid Waste

Length: 9 minutes
© 2008

3877

Categories: Driving Safety, Solid Waste

Length: 10 minutes
© 2008

3874

Categories: Solid Waste, Driving Safety, Equipment Specific Videos

Length: 9 minutes
© 2008

4836

Categories: School Safety, Driving Safety

Length: 11 minutes
© 2016



Winter Driving for Bus Operators

This safety video will enhance bus operator’s winter driving skills and safety awareness. It features real-life driving situations as well as high-quality animation to illustrate a variety of winter driving conditions and challenges that bus operators encounter on a daily basis.

Topics include: pre-trip inspection/preparation, winter driving techniques, bus stop pedestrian safety, preventing passenger slips and falls, hazardous road conditions, shoulder lane use, articulated buses.



School Bus Safety

Stresses the importance of safety on the school bus that will help protect the children who ride it.



Delivery Truck Driver Training

Driving a delivery truck safely has its hazards, but being informed about certain aspects of the job will help keep you safe. The material covered in this program goes beyond just safe driving. This program addresses “safe lifting” which is not only a part of a Delivery Driver’s job, but essential to their health and well-being.

Topics include: pre-trip inspection, distracted driving, driving in bad weather. This is an excellent program for anyone in the delivery business, new or experienced!



Defensive Driving: Delivery Vans

This program will educate your employees on proper driving techniques. Your employees will learn everything they need to know to prevent accidents on the road and safely complete deliveries, from pre-trip inspections, to unique van-handling characteristics, to practices for varying weather conditions.



Acid Battery and Jump Starting

Designed for drivers, shop personnel, for handling of batteries. Explains how batteries are constructed, types of batteries, safety, and how to jump-start batteries safely.



Electric Drive Haul Truck Safety

There are several important differences in handling and braking techniques between direct drive and electric drive trucks. This video is devoted to the safe operation of electric drive haul trucks in a wide variety of mine types and terrain situations.

Topics include: defensive driving, correct use of electric retarders, effects of road grade on speed, poor traction condition, truck reaction and operator response, and correct procedure at dump sites.

4364

Categories: Driving Safety, Winter / Holiday Safety

Length: 15 minutes
© 2012

3861

Categories: Driving Safety, School Safety

Length: 13 minutes
© 2008

4404

Categories: Driving Safety, Truck and Transit

Length: 11 minutes
© 2014

3325

Categories: Driving Safety

Length: 16 minutes
© 2006

3270


Categories: Driving Safety

Length: 13 minutes
© 2005

4443

Categories: Driving Safety, Mine Safety, Equipment Specific Videos

Length: 28 minutes
© 2003



Security Procedures for Armored Transportation

Security is at the very heart of the Armored Transport Industry. While every transport company has their own individual policies and procedures, the techniques and processes in this video are common to anyone transporting cash or other valuables in an armored vehicle. A great introduction or refresher for the basics of armored vehicle security.

Topics Include: the importance of proper uniform, use of deadly force, exiting and entering the vehicle, driver and cash tech responsibilities, proper parking robbery response.



Safe Driving for Armored Transportation

Safe Driving instruction can benefit any driver in any industry. But, armored vehicle drivers face special challenges and situations and require specialized training. That's what this program provides.

Topics include: general safe driving techniques, distracted driving, differences of armored vehicle vs. passenger vehicle, passenger safety, and general security procedures.



Federal Motor Carrier CSA

The Comprehensive Safety Analysis (CSA) is a major Federal Motor Carrier Safety Administration (FMCSA) initiative to improve the effectiveness of the agency's compliance and enforcement programs. Its goal is to achieve a greater reduction in large truck and bus crashes, injuries, and fatalities, while maximizing the resources of FMCSA and its state partners.

This program includes the four elements to CSA: measurement, intervention, safety evaluation, and information to assist drivers and fleet operations in meeting the new requirements. Updated for 2013 this is an excellent training program to begin the process of compliance.



Courtesy Shuttle Vehicle Safety

Courtesy shuttles are customer service tools that show our guests how much we care. They're a great convenience and help our guests get where they need to be, when they need to be there. Driving one of these vehicles seems easy enough, but there's a lot riding on the ability of your drivers.

This all new program covers general safe operating procedures as well as: pre-trip inspection, mirror adjustment, lane changing, defensive driving, parking, backing, approaching a stale green light, controlled and uncontrolled intersections.



Why Do We Drive the Way We Do?

This program is designed to help you conduct a training session to ensure that employees recognize that they are professional drivers and need to operate vehicles with professional attitudes and professional defensive-driving skills. Upon completion of the program, participants will be able to do these things: Recognize that they are professional drivers, Make driving decisions from a professional point of view, Identify the driving risks they take and the rewards they expect to get by taking those risks, Understand that unsafe driving can result from both action and inaction, Recognize the conscious and unconscious risks they take, Avoid accidents by using defensive-driving skills.



Dump Truck Safety

Dump trucks are complicated and expensive pieces of equipment where untrained drivers and operators can certainly be a liability. This video covers pre-start up procedures, brake systems, dumping techniques, and general safety while operating the unit.

4261

Categories: Security,
Driving Safety
Length: 13 minutes
© 2013

4260

Categories: Driving Safety
Length: 18 minutes
© 2013

4026

Categories: Driving Safety,
Truck and Transit
Length: 14 minutes
© 2013

3855

Categories: Hospitality,
Driving Safety
Length: 7 minutes
© 2008

3276

Categories: Driving Safety
Length: 13 minutes
© 2005

3513

Categories: Equipment Specific
Videos,
Construction,
Driving Safety
Length: 8 minutes
© 2018



Securing Loads Safely

This program helps employees comply with DOT regulations relating to securing loads on tractor trailers.

Topics include: different types of trucks and associated loading requirements, load securement procedures, number of straps needed for different loads, working load limits, great training to ensure you and your vehicles are not cited or placed out of service due to non-compliance issues.



Hours of Service for Property Carrying Vehicles

This program easily breaks down the hours of service laws established by the Federal Motor Carrier's Safety Administration. Discussion starts with 11-hour-14-hour rule, 7-6 rule, and 8-7 rule. It defines the 395 regulation and application.



Dump Truck: Operation and Safety

Safe operation practices for semi-trailer and single body trucks are covered by this video. Department of Labor accidents are used to provide examples of the dangers of backing, uneven terrain, and tip-overs. A paper mill hauling operation is the backdrop for a complete view of the dangers of anyone operating a dump truck.

Topics include: pre-operation inspection, causes of accidents, load distribution, and surging.



Vehicle Operation Safety — Agriculture

Designed for individuals operating any type of farm equipment or vehicle. Covers basic safe driving rules and other ways motor vehicles can be operated safely by employees in an agricultural environment.



Emergency Response: Off Road Heavy Haul Trucks

A powerful learning tool designed to test the emergency response knowledge of even the most experienced mine truck operator.

Part 1: Correct use of the retarder, emphasizes need for immediate reaction to emergency situations, speed, control as a means of avoiding emergency situations, effects of sudden weather changes, and emphasis on defensive driving techniques.

Part 2: Stockpile collapse, steering failure, driveshaft failure, transmission failure, and on-board fire.

4029

Categories: Driving Safety,
DOT Hazardous
Materials,
Truck and Transit
Length: 11 minutes
© 2010

4065

Categories: Driving Safety,
DOT Hazardous
Materials
Length: 9 minutes
© 2011

4091

Categories: Truck and Transit,
Construction,
Driving Safety
Length: 13 minutes
© 2005


4351

Categories: Driving Safety,
Agriculture
Length: 12 minutes
© 2013

4453

Categories: Emergency Response,
Mine Safety,
Driving Safety
Length: 33 minutes
© 2003

Drugs and Alcohol




The Drug-Free Workplace Program: Lose the Drugs, Keep the People ^{ES}

Substance abuse affects approximately 10% of the adult population, the majority of which are employed and performing various types of jobs in workplaces throughout North America. Unfortunately, these substance abusers tend to have a negative impact on practically every aspect of their employers' organizations. Productivity, quality, safety, and morale are just a few critical areas negatively impacted when workers abuse drugs and alcohol.

This program discusses the multitude of dangers associated with drug and alcohol abuse, and the actions viewers should take if they suspect someone, including themselves, has a substance abuse problem.

Topics include: the Drug-Free Workplace policy, adverse effects of substance abuse, substance use vs. abuse, addiction, signs and symptoms of abuse, appropriate response to suspected abuse, seeking assistance voluntarily.



The Drug-Free Workplace Program: Lose the Drugs, Keep the People (Concise) ^{ES}

Substance abuse affects approximately 10% of the adult population, the majority of which are employed and performing various types of jobs in workplaces throughout North America. Unfortunately, these substance abusers tend to have a negative impact on practically every aspect of their employers' organizations. Productivity, quality, safety, and morale are just a few critical areas negatively impacted when workers abuse drugs and alcohol.

This program discusses the multitude of dangers associated with drug and alcohol abuse, and the actions viewers should take if they suspect someone, including themselves, has a substance abuse problem.

Topics include: the Drug-Free Workplace policy, adverse effects of substance abuse, substance use vs. abuse, addiction, signs and symptoms of abuse, appropriate response to suspected abuse, seeking assistance voluntarily.



Dealing With Drug and Alcohol Abuse for Construction Managers ^{ES}

Supervisors need to respect a worker's private life. But what if a worker had too much to drink one night? Or another worker smoked some dope over a weekend? How about the employee who has been taking medications that could impair their ability to work safely? When substance abusers arrive at work, they don't leave their problems at the door. What these employees are doing both on- and off-duty could cause them to have a serious accident. Managers and supervisors need to know how substance abuse can affect a workplace, how to recognize signs of abuse, and what they can do to handle abuse situations. This video training program discusses the various forms of substance abuse that are typically found in the workplace, how managers and supervisors can detect substance abuse problems, and what they should and shouldn't do if they discover a worker with a substance abuse problem.

Topics include: how substance abuse can affect a workplace, related laws and regulations, creating an alcohol and drug-free workplace, the roles of education and testing, recognizing on-the-job substance abuse, how to handle substance abuse situations.

5009

Categories: Drugs and Alcohol
Length: 18 minutes
© 2019

5010

Categories: Drugs and Alcohol
Length: 10 minutes
© 2019

4229

Categories: Drugs and Alcohol, Construction, Safety Management
Length: 19 minutes
© 2017



Dealing With Drug and Alcohol Abuse for Construction Employees ^{ES}

Substance abuse is a huge, worldwide problem. In the United States alone there are over 5 million binge drinkers, 17 million illegal drug users, and almost 15 million people who abuse prescription drugs. Most substance abusers have jobs. In fact, it is estimated that one out of every ten workers has a substance abuse problem. An employee with an alcohol or drug problem can decrease productivity, create a hostile work environment, and damage a company's good name. Worst of all, the actions of a worker who is "under the influence" can completely undermine a company's efforts to keep people safe. So employees need to know what they can do to help keep their job sites drug- and alcohol-free. This video training program discusses the various types of substance abuse that are found in the workplace, how they can affect an employee's work situation, and what employees themselves can do to help keep their workplace drug- and alcohol-free.

Topics include: what substances are commonly abused; alcohol and other depressants; stimulants, narcotics, and hallucinogens; how people get "hooked;" drug dependency; who can become a substance abuser; drug and alcohol policies.



DOT Alcohol and Drug Rules

This safety video is a general overview of the Federal Motor Carrier Safety Administration's (FMCSA) Alcohol and Drug Testing Rules for persons required to obtain a Commercial Drivers License (CDL). The information is intended to provide a general summary of the rules. Is should not be relied on to fulfill all legal requirements stipulated in the regulations. A comprehensive list of alcohol and drug testing rules published by the FMCSA and DOT Office of the Secretary (OST) applicable to CDL drivers and their employers is available at the end of this program. This program meets the DOT requirement for one hour of driver training relating to drugs and alcohol.

Topics included in the video are: FMCSA regulations; required alcohol tests; random alcohol testing; screening tests; drivers who engage in prohibited alcohol; employer's policy; keeping detailed records; types of test required; drug testing; DHHS, urine specimens are analyzed; follow-up testing; conducting random, unannounced drug tests; drug use and treatment resources; medical review officer; drug test technician (DTT); and cheating a drug test.



Dealing With Drug and Alcohol Abuse for Employees ^{ES}

Substance abuse is a huge, worldwide problem. In the United States alone there are over 5 million binge drinkers, 17 million illegal drug users, and almost 15 million people who abuse prescription medications. Most substance abusers have jobs. In fact, it is estimated that one out of every ten workers has a substance abuse problem. An employee with an alcohol or drug problem can decrease productivity, create a hostile work environment, and damage a company's good name. Worst of all, the actions of a worker who is "under the influence" can completely undermine a company's efforts to keep people safe. The first in a two-part series on dealing with drug and alcohol abuse in the workplace, this training program discusses the various types of substance abuse that are found in the workplace, how they can affect an employee's work situation. and what employees themselves can do to help keep their workplace drug and alcohol-free.

The program includes information on: how substances are typically abused by employees; alcohol and other depressants, and their effects; stimulants, narcotics and hallucinogens, and their effects; how people get "hooked" on drugs and alcohol; drug dependency; alcohol and drug policies; helping employees overcome substance abuse.

4228

Categories: Drugs and Alcohol, Construction
Length: 19 minutes
© 2017

4329

Categories: Drugs and Alcohol, DOT Hazardous Materials
Length: 50 minutes
© 2013

3444

Categories: Drugs and Alcohol
Length: 19 minutes
© 2017



Dealing With Drug and Alcohol Abuse for Managers ES

Substance abuse is a huge, worldwide problem. In the United States alone there are over 5 million binge drinkers, 17 million illegal drug users and almost 15 million people who abuse prescription medications. Most substance abusers have jobs. In fact, it is estimated that one out of every ten workers has a substance abuse problem. An employee with an alcohol or drug problem can decrease productivity, create a hostile work environment, and damage a company’s good name. Worst of all, the actions of a worker who is “under the influence” can completely undermine a company’s efforts to keep people safe. The second in a two-part series on dealing with drug and alcohol abuse in the workplace, the training program “Dealing with Drug and Alcohol Abuse for Managers and Supervisors” discusses the various forms of substance abuse that are typically found in the workplace, how managers and supervisors can detect substance abuse problems, and what they should and shouldn’t do if they discover a worker with a substance abuse problem.

The program includes information on: how substance abuse can affect a workplace, laws and regulations related to substance abuse, how to help create an alcohol and drug-free workplace, the role of education and testing in preventing substance abuse, recognizing on-the-job substance abuse, how to handle substance abuse situations.

The Knock on the Door ES

The Knock at the Door recounts the tragic true story of two-year-old Phil Cummings, who was killed by an alcohol impaired driver. The story, as told by Phil’s father, presents a powerful reminder about the dangers of drinking and driving. It also reinforces the message that driving brings with it a great deal of responsibility.



3443

Categories: Drugs and Alcohol, Safety Management

Length: 19 minutes

© 2017

3704

Categories: Driving Safety, Drugs and Alcohol

Length: 6 minutes

© 2007

Electrical Safety



Electrical Contact Release Training

People who receive an electric shock are unable to release themselves from contact with an energized conductor or circuit part. Without immediate assistance gaining release, these incidents likely prove fatal. It is important to be aware of your surroundings when around electrical parts, and equally as important to try your best to not come in contact with live electrical parts.

Topics include: how the human body acts as a conductor, the effect electrical currents have on the human body, how to recognize and assess a shock event, and performing first-aid for someone who’s been a victim of a shock event.

Electrocution Hazards in Construction ES 🔊

There are three major types of electrocution hazards in the construction industry: contact with power lines, contact with energized sources, and the improper use of extension and flexible power cords. Before conducting any construction work, workers must survey the site for overhead powerlines and other forms of energized power.

This program examines safe electrical practices such as using GFCI’s, avoiding damp or wet conditions with electricity, and proper use of extension cords.



5278

Categories: Electrical Safety, Arc Flash / NFPA 70E

Length: 18 minutes

© 2021

5249

Categories: Construction, Electrical Safety, Microlearning

Length: 2 minutes 58 seconds

© 2021

🔊 This program is a microlearning.



Electrical Safety Related Work Practices and the 2021 NFPA 70E for Electrical Workers

This program provides electrical workers with an understanding of those requirements of the 2021 NFPA 70E that relate to the safe performance of electrical work. It also explains the dual hazards of electric shock and arc flash as well as the factors that contribute to the severity of injury. To assist in meeting the annual requirement for contact release training, this program provides an explanation of electrical contact release and demonstrates how to safely remove a worker from an energized source.

The program provides a clear explanation of the two approach boundaries used for shock protection, the Limited Approach Boundary and the Restricted Approach Boundary, as well as the approach boundary used for arc flash protection, the Arc-Flash Boundary. The definition of a qualified electrical worker is explained in addition to the knowledge and skills required for a qualified electrical worker to cross the Restricted Approach Boundary. Also included are the restrictions and exceptions for unqualified workers related to the various approach boundaries.

After viewing this program, electrical workers will have an understanding of the incident energy associated with an arc flash and how this is used to establish the Arc Flash Boundary distance and select proper arc-rated clothing and PPE. The importance of wearing arc-rated clothing is visually demonstrated by example and the viewer will learn that flammable or meltable clothing such as polyester will worsen any burn injury.

Electrical workers will also learn the conditions that require an electrically safe work condition to be established as well as the step-by-step process of creating and verifying an electrically safe work condition. In addition, the program describes those limited instances when energized work is allowed as well as the safe work practices and procedures that must be followed when performing work involving electrical hazards. This includes the Energized Electrical Work Permit, job planning and job briefing, the establishment of approach boundaries, and the selection of arc-rated clothing and PPE.

To assist electrical workers in selecting the appropriate shock and arc-flash protection, the program explains the information that may be found on equipment hazard labels such as the nominal voltage, the Arc-Flash PPE Hazard Category, and the incident energy at the working distance. The appropriate arc-rated PPE for each hazard category is also explained. In addition, to assist electrical workers in understanding how approach boundary distances and appropriate PPE are determined, the program explains and references the appropriate look-up tables contained in the regulation.



OSHA 10 Hour Training For General Industry: Electrical Safety

Electricity is such a familiar part of our surroundings, that it is often is not treated with the respect it deserves. Complacency and a general lack of understanding about the dangers of electricity contribute to many electrical-related injuries and fatalities each year. Most of these incidents could have been prevented had electrical safe work practices been followed.

As part of its various regulations and standards, OSHA requires electrical safety practices to be implemented in the workplace and that's the purpose of this program?to discuss how various electrical hazards are created and the procedures employees must follow to prevent these hazards from causing shocks and electrocutions.

Topics include: how electricity works, circuit interrupters, OHM's Law, conductors and insulators, using grounding to reduce shock, double-insulated tools and GFCIs, responding to electric shock, and arc flash and burn hazards.

5203

Categories: Electrical Safety, Arc Flash / NFPA 70E
Length: 22 minutes
© 2020

5060

Categories: Electrical Safety, OSHA 10 Hour Training
Length: 23 minutes
© 2019



Electrical Hazards: One of Construction's Fatal Four

This program will help viewers understand the electrocution hazards found on a construction site and the precautions they must take to prevent electrical burns and shocks. The three major types of these hazards in the construction industry are contact with power lines, contact with energized sources and the improper use of extension and flexible power cords. It is critical that your employees don't overlook the risks posed by electricity and treat it with respect.

Topics include: maintaining safe distances from power lines, the effects of electrical shock, how electrical burns can occur and be avoided, ground fault circuit interrupters (GFCIs), safety precautions for working on electrical equipment, and safe use of extension and flexible power cords.



HAZWOPER: Electrical Safety in HAZMAT Environments

Hazardous materials and waste are a part of many work situations and can be found in many types of facilities and job sites. It's very important for your employees to know how to recognize these potentially dangerous substances, and how to handle and dispose of them properly. As part of OSHA's HAZWOPER regulations, there are varying requirements for employee training, depending on the employee's specific level of involvement with hazardous materials. This program will help employees understand the electrical hazards presented during HAZMAT operations and the engineering controls and work practices that should be used to minimize them.

Topics include: the hazards of arc, sparks and high temperatures, the hazards and their controls for the three NEC HAZMAT classes, purging and inerting Class I environments, and responding to electrical accidents.



Electrocution Hazards in Construction Environments Pt. 2: Employer Responsibilities

Electricity kills more than a hundred construction workers each year, making electrocution the fourth leading cause of death in the industry. Also, construction workers suffer more than half of all the electrical injuries that occur on the job in this country. To help employers ensure that their employees can work safely with and around electricity, the Occupational Safety and Health Administration (OSHA) has established electrical safety standards for general industry and construction. To avoid accidents and injuries, employees need to understand the different types of electrical hazards that can be encountered on construction sites, the OSHA regulations that address them and the responsibilities that employers have to protect their workers from these hazards. This program reminds employers what must be done on a job site to reduce or eliminate electrical hazards and avoid injury.

Topics include: OSHA's electrical standards for construction, overhead power line safety precautions, safe use and inspection of power tools, protecting workers from ground faults, energy isolation, energy guarding, and lockout/tagout.

5198

Categories: Construction, Electrical Safety
Length: 11 minutes
© 2020

5143

Categories: HAZWOPER, Electrical Safety
Length: 24 minutes
© 2014

5089

Categories: Electrical Safety, Construction
Length: 17 minutes
© 2020



Electrocution Hazards in Construction Environments Pt. 1: Worksite Safety

Electricity powers most of the tools and equipment that construction workers use. It lights the work area and can even help keep employees cool on the job. Using electricity all the time, however, makes it easy to forget that it can cause painful shocks, burns, even electrocution. Every year, hundreds of injuries and deaths in the construction industry are caused by electricity, but most of these incidents could have been prevented. To avoid accidents and injuries, employees need to understand the hazards that are associated with electricity, the federal standards that have been established to protect them from those hazards, and how to stay safe when working with and around electricity. This program reminds employees that they can avoid electrical hazards and electrocution by using proper equipment and following safe work practices.

Topics include: OSHA’s six types of electrical hazards (BE SAFE), working near above and underground power lines, power tool use and inspection, safe use of power cords, grounding, ground fault circuit interrupters, and lockout/tagout procedures.



To the Point About: Arc Flash Protection

Because energized electrical parts expose workers to the risk of electric shock or exposure to an arc flash, employees must know and understand how to protect themselves from these two electrical hazards. This program provides an overview of the electrical safety program as it relates to arc flash protection and safe electrical work practices.

Topics include: approach and arc flash boundaries, incident energy analysis, arc flash protection and PPE categories, creating an electrical safe condition.



The Mark Standifer Story: Lessons Learned From An Arc Flash Tragedy

Mark Standifer received second- and third-degree burns over 40% percent of his body and was nearly killed when he was engulfed in an arc blast while performing an electrical task at a wastewater treatment plant. While installing relays on the door of a 13,800-volt switchgear, he made several crucial errors resulting in a tragedy that will affect Mark and his family for the rest of their lives. In this powerful program, viewers will see the mistakes Mark made and learn the lifesaving lessons from the incident. The importance of understanding all hazards of a job task and taking the necessary precautions to protect yourself from them is stressed throughout the video.

Topics include: always following safe electrical work practices, the dangers of complacency when performing electrical work, hazards of jewelry and flammable clothing, and the purpose of an arc hazard analysis.



Arc Flash for Non-Electricians

Arc Flash provides non-technical employees with a basic knowledge of what arc flash is, what its hazards are, and what steps they can take to prevent accidents and injuries involving it. The program also describes procedures that workers should use to protect themselves and their coworkers from electric shock. Thousands of people are injured and killed every year by electricity’s two main hazards, arc flash and shock. Arc flash is a violent release of electrical energy that causes severe injuries and fatalities through extreme heat and blast effects. Shock can cause burns, internal injuries, cardiac arrest, even death.

5088

Categories: Electrical Safety, Construction
Length: 21 minutes
© 2020

4857

Categories: Arc Flash / NFPA 70E, Electrical Safety, To the Point Series
Length: 13 minutes
© 2017

3221

Categories: Arc Flash / NFPA 70E, Electrical Safety, True Safety Stories
Length: 12 minutes
© 2004

4771

Categories: Arc Flash / NFPA 70E, Electrical Safety
Length: 14 minutes
© 2015



To the Point About: Preventing Electric Shock

Your facility’s plan to protect employees from electrical hazards combined with following shock prevention practices allows workers to stay safe when working with or near electricity. This program provides an overview of how electricity works and explains the safe work practices workers can follow to prevent electric shock-related injuries and fatalities.

Topics include: common electrical terminology, avoiding contact with energized parts, ground fault circuit interruptors, and responding to a shock event.

Electrical Safety

Electricity lights our homes, runs our computers, smartphones, toaster ovens, and refrigerators, as well as powers the equipment and machinery that we use in our jobs. It is so much a part of everyday life that it’s easy to forget that it can also be dangerous. Electricity is involved in thousands of injuries and hundreds of fatalities every year, and those numbers are increasing. It can also start fires and cause explosions that result in extensive and costly damage. To work safely with and around electricity, employees need to understand how electricity “operates,” what its hazards are, and what procedures and equipment they should use to avoid them and that’s the purpose of this program – to present basic information on electrical safety.

Safe Electrical Work Practices and the 2018 NFPA 70E

This video explains the important changes and updates contained in the 2018 NFPA 70E and explains how electrical workers can be protected from both the shock hazard and arc flash hazard presented by exposed energized parts. The 2018 NFPA 70E places an emphasis on controlling risk. As such, the electrical safety program, the shock hazard assessment, and the arc flash hazard assessment must now consider the likelihood as well as the severity of injury related to an electrical hazard. When controlling risk, the 2018 regulation now requires that a specific hierarchy of controls be followed.

Another new requirement is that the potential for human error be considered in all risk assessments. Annex Q has been added to help explain how human performance can be applied to workplace electrical safety. The required elements of the Electrical Safety Program have been revised to now include a written job safety plan in addition to a job briefing, inspection of equipment, incident investigation, and risk assessment.

Other key changes include: revised reference tables for establishing approach boundaries and selecting arc-rated clothing and PPE, an additional unit of measure for incident energy, selecting arc-rated PPE and establishing an arc flash boundary, updates of key definitions, an explanation of employer and employee responsibilities.

4827

Categories: Electrical Safety, To the Point Series
Length: 12 minutes
© 2016

5008

Categories: Electrical Safety
Length: 17 minutes
© 2018

4891

Categories: Electrical Safety, Arc Flash / NFPA 70E
Length: 27 minutes
© 2017



Safe Electrical Work Practices and the 2018 NFPA 70E (Concise) ^{ES}

This video explains the important changes and updates contained in the 2018 NFPA 70E and explains how electrical workers can be protected from both the shock hazard and arc flash hazard presented by exposed energized parts. The 2018 NFPA 70E places an emphasis on controlling risk. As such, the electrical safety program, the shock hazard assessment, and the arc flash hazard assessment must now consider the likelihood as well as the severity of injury related to an electrical hazard. When controlling risk, the 2018 regulation now requires that a specific hierarchy of controls be followed.

Another new requirement is that the potential for human error be considered in all risk assessments. Annex Q has been added to help explain how human performance can be applied to workplace electrical safety. The required elements of the Electrical Safety Program have been revised to now include a written job safety plan in addition to a job briefing, inspection of equipment, incident investigation, and risk assessment.

Other key changes include: revised reference tables for establishing approach boundaries and selecting arc-rated clothing and PPE; an additional unit of measure for incident energy, selecting arc-rated PPE, and establishing an arc flash boundary; updates of key definitions; an explanation of employer and employee responsibilities.



Safe Electrical Work Practices and the 2018 CSA Z462

Canadian Version

This video explains the important changes and updates contained in the 2018 CSA Z462 and discusses how electrical workers can be protected from both the shock hazard and arc-flash hazard presented by exposed energized parts.

Topics include: the elements of an electrical safety program; conducting risk assessment and control procedures; establishing and verifying an electrically safe working condition; the two approach boundaries for shock protection; determining the proper arc-flash boundary; clothing and protective equipment required by each of the four arc flash PPE categories; when energized work is allowed and when an energized work permit is required.

For the OSHA NFPA 70e please see Safe Electrical Work Practices – NFPA 70E 2018 Item #4891.



Electrical Safety for Qualified Workers ^{ES}

Electricity is a powerful force that can cause serious injury and death. When it comes to electrical job tasks, it only takes an instant to turn a momentary mistake into a fatality. This is why qualified electrical workers must understand the hazards presented by exposed energized parts and know how to protect themselves through the use of safe electrical work practices. That’s the purpose of this program – to explain the safety precautions these employees must always take to avoid needless tragedies while performing any type of electrical work.

Topics include: the definition of a qualified worker, approach boundaries, the shock hazard of electricity, voltage-rated gloves and PPE, the arc flash boundary, PPE Levels of arc flash protection, creating and verifying an electrically safe work condition, and exceptions when energized work is allowed.

4892

Categories: Electrical Safety, Arc Flash / NFPA 70E

Length: 13 minutes

© 2017

4973

Categories: Electrical Safety, Arc Flash / NFPA 70E, Canadian Programs

Length: 26 minutes

© 2018

4611

Categories: Electrical Safety, Arc Flash / NFPA 70E

Length: 20 minutes

© 2014



Electrical Safety for Qualified Workers (Concise) ^{ES}

Electricity is a powerful force that can cause serious injury and death. When it comes to electrical job tasks, it only takes an instant to turn a momentary mistake into a fatality. This is why qualified electrical workers must understand the hazards presented by exposed energized parts and know how to protect themselves through the use of safe electrical work practices. That’s the purpose of this program – to explain the safety precautions these employees must always take to avoid needless tragedies while performing any type of electrical work.

Topics include: the definition of a qualified worker, approach boundaries, the shock hazard of electricity, voltage-rated gloves and PPE, the arc flash boundary, PPE Levels of arc flash protection, creating and verifying an electrically safe work condition, and exceptions when energized work is allowed.



Electrical Safety for Everyone ^{ES}

Because electricity is so important to our everyday lives, it is surprising that many of us know very little about it or the hazards it presents. Many workers don’t understand the dangers of electricity and do not follow safe work practices when working with or around electricity or electrical equipment. You don’t have to be a qualified electrical worker or electrician to have a need to understand electrical safety. In fact, all workers should know and practice basic electrical safety. This program provides viewers with a general understanding of how electricity works while showing them the actions they can take to prevent becoming part of an energized electrical circuit.

Topics include: why electricity is dangerous, resistance and Ohm’s law, two electrical safety concepts, grounding, avoiding electrical contact, safe work practices, use of double-insulated tools and GFCIs, and response to a shock event.



Electrical Safety for Everyone (Concise) ^{ES}

Because electricity is so important to our everyday lives, it is surprising that many of us know very little about it or the hazards it presents. Many workers don’t understand the dangers of electricity and do not follow safe work practices when working with or around electricity or electrical equipment. You don’t have to be a qualified electrical worker or electrician to have a need to understand electrical safety. In fact, all workers should know and practice basic electrical safety. This program provides viewers with a general understanding of how electricity works while showing them the actions they can take to prevent becoming part of an energized electrical circuit.

Topics include: why electricity is dangerous, resistance and Ohm’s law, two electrical safety concepts, grounding, avoiding electrical contact, safe work practices, use of double-insulated tools and GFCIs, and response to a shock event.



Electrical Safety for Non-Electricians: Give It Some Respect ^{ES}

This comprehensive program is designed for general employees to raise awareness about electrical hazards and help prevent common electrical injuries. The valuable information helps protect employees on and off the job.

Topics include: basic electrical terms and definitions, common electrical hazards, safety practices to prevent injury. Included are several brief reenactments of electrical mishaps that will be reviewed to determine the primary contributing factors and to identify safe work practices that would prevent the mishap. Short interviews with people who have actually experienced electrical mishaps will help reinforce the safety message.

4612

Categories: Electrical Safety, Arc Flash / NFPA 70E

Length: 13 minutes

© 2014

4609

Categories: Electrical Safety

Length: 20 minutes

© 2014

4610

Categories: Electrical Safety

Length: 11 minutes

© 2014

3140

Categories: Electrical Safety

Length: 15 minutes

© 2001



Electrical Safety for Non-Electricians: Give It Some Respect [Concise] ^{ES}

This comprehensive program is designed for general employees to raise awareness about electrical hazards and help prevent common electrical injuries. The valuable information helps protect employees on and off the job.

Topics include: basic electrical terms and definitions, common electrical hazards, safety practices to prevent injury. Included are several brief reenactments of electrical mishaps that will be reviewed to determine the primary contributing factors and to identify safe work practices that would prevent the mishap. Short interviews with people who have actually experienced electrical mishaps will help reinforce the safety message.



Electrical Safety in the Laboratory

Today, laboratories rely on a vast array of electrically powered equipment. To work safely with this equipment, employees need to understand how electricity works, be aware of common electrical hazards and know how to use electricity safely. This video emphasizes the need for safety when using electricity, and discusses how to reduce the potential for accidents involving electrical shock, fire, and explosions.

Topics include: how electricity works; common electrical hazards; fuses, circuit breakers, and grounding; using and maintaining electrical equipment; accidents and emergency procedures.



Electrical Safety: What Everyone Should Know ^{ES}

A lot of safety training is directed at electricians and other qualified workers. But what about the rest of us? Electricity is something that we use everyday and sometimes ignore its hazards. This program will present information on how electricity works, what it can do to the human body and how to use electricity safely. This information is presented at a level for everyone who works with electrically powered tools, equipment and appliances and presents what everyone should know to stay safe.



Safe Electrical Work Practices Canadian Standards 2015

Every year, workers are seriously injured or killed by contacting energized parts or being subjected to an electrical arc flash. To prevent these types of incidents, electrical workers and the organizations they work for must understand and follow up-to-date electrical safety-related work practices, maintenance requirements, and administrative controls.

Two of the leading authorities on electrical safety are the NFPA in the USA and the CSA in Canada. The Canadian Standards Association is recognized by many regulatory authorities and organizations as the “best practices” for electrical safety.

3827

Categories: Electrical Safety
Length: 11 minutes
© 2008

4048

Categories: Electrical Safety, Laboratory Safety
Length: 11 minutes
© 2011

4032

Categories: Electrical Safety
Length: 16 minutes
© 2010

1509

Categories: Electrical Safety, Arc Flash / NFPA 70E, Canadian Programs
Length: 26 minutes
© 2014

Emergency Response



OSHA 10 Hour Training for General Industry: Emergency Response and Fire Prevention

One critical element required for an employer to provide a safe and healthy workplace to all employees is providing the training and preparation required for a calm, effective response during a workplace emergency. OSHA considers fire prevention and emergency response critical elements in creating and maintaining a safe workplace for all employees, contractors, and visitors. As such, OSHA requires these important protections and enforces their implementation. This program discusses the specific actions workers should take during the various types of emergencies that could occur in or near their work area, as well as their roles and responsibilities when it comes to housekeeping and fire prevention.

Other topics include: fire prevention plans, emergency exit routes, combustible dust, flammable liquids, electrical safety, and how and when to use a fire extinguisher.



To the Point About: Emergency Response ^{ES}

A workplace emergency can occur at any time and any place. Being properly prepared for an emergency helps ensure that workers will remain calm and respond appropriately. This safety training video discusses the actions employees can take to stay safe during various types of emergencies.

Topics include: fire response, responding to chemical leaks and spills, severe weather and earthquakes, medical emergencies.



Emergency Preparedness and Response ^{ES}

While they may be rare, fires, severe weather, chemical spills or exposures, severe injuries, medical emergencies, workplace violence, and other emergency situations often occur without warning. Employees have the responsibility to be prepared and know how to respond should such an emergency occur at their workplace. Knowing the proper procedures to follow during an emergency could mean the difference between life and death. The purpose of this program is to familiarize viewers with basic emergency response practices that will help them be prepared for and respond to a crisis or an emergency.



Emergency Preparedness and Response [Concise] ^{ES}

While they may be rare, fires, severe weather, chemical spills or exposures, severe injuries, medical emergencies, workplace violence, and other emergency situations often occur without warning. Employees have the responsibility to be prepared and know how to respond should such an emergency occur at their workplace. Knowing the proper procedures to follow during an emergency could mean the difference between life and death. The purpose of this program is to familiarize viewers with basic emergency response practices that will help them be prepared for and respond to a crisis or an emergency.

5059

Categories: Emergency Response, Fire Safety, OSHA 10 Hour Training
Length: 27 minutes
© 2019

4854

Categories: Emergency Response, To the Point Series
Length: 14 minutes
© 2017

4604

Categories: Emergency Response
Length: 22 minutes
© 2014

4605


Categories: Emergency Response
Length: 12 minutes
© 2014



HAZWOPER: The Emergency Response Plan ^{ES}

Hazardous materials and waste are a part of many work situations and can be found in many types of facilities and job sites. It is very important for your employees to know how to recognize these potentially dangerous substances, and how to handle and dispose of them properly. As part of OSHA's HAZWOPER regulations, there are varying requirements for employee training, depending on the employee's specific level of involvement with hazardous materials. This program will help employees understand how having an emergency response plan is critical to working safely around hazardous materials, as well as what roles people will take on and what types of procedures will be followed if an emergency does occur.

Topics include: the responsibilities of the chain of command members in a HAZMAT incident, communication between chain members, personal protective equipment, safe work practices, and employee training.



Evacuation Procedures ^{ES}

Imagine a crisis striking your workplace. The only option is for everyone to get out. Would your employees be ready to clear the building safely? Dealing with an emergency is never easy. Neither is evacuating a facility when one is happening. Very few people can think clearly or act logically in a crisis, and our urge to get out can easily turn into panic. The result can often be a stampede that causes injuries and property damage. It doesn't have to be that way because you can help to ensure that an evacuation is calm and orderly.



Severe Weather Safety: Prepare, Survive and Recover ^{ES}

Because severe weather can strike anywhere without notice, you must be ready to respond appropriately. Lightning, flooding, pounding hail, tornadoes, and hurricanes cause property damage, injuries, and fatalities in all parts of the world each and every year. While any one of these weather events can cause destruction alone, when their effects are combined, the consequences can be devastating. For this reason, it is imperative that everyone be prepared for inclement conditions, no matter where they live and work, and that's the purpose of this program — to review the proper actions that should be taken before, during, and after a severe weather event.



Severe Weather Safety: Prepare, Survive and Recover (Concise) ^{ES}

Because severe weather can strike anywhere without notice, you must be ready to respond appropriately. Lightning, flooding, pounding hail, tornadoes, and hurricanes cause property damage, injuries and fatalities in all parts of the world each and every year. While any one of these weather events can cause destruction alone, when their effects are combined, the consequences can be devastating. For this reason, it is imperative that everyone be prepared for inclement conditions, no matter where they live and work, and that's the purpose of this program — to review the proper actions that should be taken before, during, and after a severe weather event.



Severe Weather Alert: Are You Prepared? ^{ES}

Would you know what to do if a severe weather event occurred in your area? Severe weather can happen anywhere at any time. You must be prepared, because you often have to respond with little or no notice. This program offers some facts, tips, and warnings that can help you survive serious weather emergencies.

Topics include: severe weather watches and warnings, hazards posed by thunderstorms, flooding and moving water, being prepared for tornadoes, emergency response plans, and precautions to take once a storm has passed.

5127

Categories: HAZWOPER, Emergency Response

Length: 15 minutes

© 2014

4728

Categories: Emergency Response

Length: 18 minutes

© 2015



Severe Weather Alert: Are You Prepared? (Concise) ^{ES}

Would you know what to do if a severe weather event occurred in your area? Severe weather can happen anywhere at any time. You must be prepared, because you often have to respond with little or no notice. This program offers some facts, tips and warnings that can help you survive serious weather emergencies.

Topics include: severe weather watches and warnings, hazards posed by thunderstorms, flooding and moving water, being prepared for tornadoes, emergency response plans and precautions to take once a storm has passed.



Incident Command System (ICS)

Designs the basic structure and function of the Incident Command System for use at any size incident. The ICS is nationally recognized as the best emergency management system.



Disaster Preparedness in Home Health

Is your Home Health Aide able to respond quickly and appropriately to an emergency? Being prepared for an emergency or disaster situation needs to be a part of every Home Health Aide's orientation.

This program includes: difference between emergency and disaster, preparation measures for an emergency, hazards in the home that could lead to falls, reporting an incident properly, risk factors in the home that could lead to an emergency.




Earthquake Safety

Damage from a major earthquake can be wide spread, devastating to our homes, industry, to our complex roadways, and to some large public buildings. Earthquakes cannot be prevented, but knowing what to do before, during, and after an earthquake can make all the difference. The most crucial element in surviving any type of natural disaster is preparation. Effective preparation can save your life, the lives of family members, or of co-workers. This program explains how to prepare for earthquakes and other emergencies at work. Designed to mitigate property damage and prevent injuries during emergencies.



Bomb Threat Procedures ^{ES}

This program trains all employees on bomb threats, emergency action procedures, what to look for, and actions employees and management can take to reduce the impact of real or fake bomb threats. Each facility's emergency evacuation procedures will complement this training.



Planning for Lab Emergencies

This program covers when and how employees should act in an emergency to prevent injury, property damage, or even loss of life.

1574

Categories: Severe Weather, Emergency Response

Length: 11 minutes

© 2001

3467

Categories: Emergency Response

Length: 15 minutes

© 2006

4955

Categories: Healthcare Training, Emergency Response

Length: 21 minutes

© 2013

3864

Categories: Emergency Response, Severe Weather

Length: 12 minutes

© 2008

3153

Categories: Emergency Response, Security

Length: 10 minutes

© 2019

3054

Categories: Laboratory Safety, Emergency Response

Length: 15 minutes

© 2015



**Emergency Response:
Off Road Heavy Haul Trucks** ES

A powerful learning tool designed to test the emergency response knowledge of even the most experienced mine truck operator.

Part 1: Correct use of the retarder, emphasizes need for immediate reaction to emergency situations, speed, control as a means of avoiding emergency situations, effects of sudden weather changes, and emphasis on defensive driving techniques.

Part 2: Stockpile collapse, steering failure, driveshaft failure, transmission failure, and on-board fire.

4453

Categories: Emergency Response,
Mine Safety,
Driving Safety

Length: 33 minutes

© 2003

Employee Health



Stretching for Injury Prevention with Liz Navarrete (Concise)

This program will make you a believer in the importance of stretching as part of an injury prevention routine. To prevent injury and remain pain-free, our major joints and muscles need to be stretched in the opposite direction in order to “undo” the damage and remain flexible and pliable. To achieve this, Physical Therapist Liz Navarrete demonstrates eight simple stretches that can be used as a whole-body stretching routine, including stretches for the neck, upper back, lower back, shoulders, hips, knees, ankles, hands, wrists, and elbows.

5210

Categories: Employee Health,
Back Care

Length: 10 minutes

© 2021



Stretching for Injury Prevention with Liz Navarrete

This program will make you a believer in the importance of stretching as part of an injury prevention routine. To prevent injury and remain pain-free, our major joints and muscles need to be stretched in the opposite direction in order to “undo” the damage and remain flexible and pliable. To achieve this, Physical Therapist Liz Navarrete demonstrates eight simple stretches that can be used as a whole-body stretching routine, including stretches for the neck, upper back, lower back, shoulders, hips, knees, ankles, hands, wrists, and elbows.

5209

Categories: Employee Health,
Back Care

Length: 19 minutes

© 2021



Stretching at Work

A cost-effective and motivational video for reducing workplace injuries. This new video describes and demonstrates stretching and warm-up exercises in an electric utility environment. This program can be customized to any work environment.

3304

Categories: Back Care,
Employee Health,
Utility Safety

Length: 13 minutes

© 2005



Managing Sleep: Feel Awake and Rested ES

Fatigue, drowsiness, or just simply being too tired — poor sleep is taking a toll on society. It can affect our productivity, our social life, and even our health and safety. Fatigue can be caused by a variety of factors from psychological causes such as stress, anxiety, or depression to physical ailments. It can even be caused by certain medications, but it is also caused by our lifestyle habits and work schedules. This program discusses the practices and habits we all can develop to manage these issues so we can improve both the quantity and quality of our sleep in order to lead safer, healthier, and more productive lives.

Topics include: sleep pressure and circadian rhythm, the various stages of sleep, the importance of managing your sleep, practices and habits for good sleep hygiene, methods for combatting the risks of odd-hour shift work, and drowsy driving.

5006

Categories: Employee Health

Length: 17 minutes


© 2019



Managing Sleep: Feel Awake and Rested
(Concise) ES

Fatigue, drowsiness or just simply being too tired — poor sleep is taking a toll on society. It can affect our productivity, our social life, and even our health and safety. Fatigue can be caused by a variety of factors from psychological causes such as stress, anxiety or depression to physical ailments. It can even be caused by certain medications, but it is also caused by our lifestyle habits and work schedules. This program discusses the practices and habits we all can develop to manage these issues so we can improve both the quantity and quality of our sleep in order to lead safer, healthier, and more productive lives.

Topics include: sleep pressure and circadian rhythm, the various stages of sleep, the importance of managing your sleep, practices and habits for good sleep hygiene, methods for combatting the risks of odd-hour shift work, and drowsy driving.



Remote Worker: Safety, Health, and Security ES

In today's technology driven and ever-changing world, the ability and necessity of working from home, or at a remote location, is on the rise. Generally referred to as "remote work," this working arrangement commonly finds workers performing their job duties from a "home office" or a "home-based worksite." There are many benefits of remote work for both the employee and employer; however, it is important that all parties understand their responsibilities related to the safety and health of remote workers as well as the cyber security of their operations. This program explains those responsibilities as well as OSHA regulatory requirements regarding remote work and the policies that employers use to manage safety responsibilities for their employees. The program also discusses in detail the various hazards that can be found in the home work environment and the safe practices remote workers can follow to control them.

Topics include: selecting a location for a home workspace, maintaining a "workplace mindset," fall prevention, fire safety, home office ergonomics, the ergonomics of cell phones and tablets and computer security for the remote worker.



Remote Worker: Safety, Health, and Security
(Concise) ES

In today's technology driven and ever-changing world, the ability and necessity of working from home or at a remote location is on the rise. Generally referred to as "remote work," this working arrangement commonly finds workers performing their job duties from a "home office" or a "home-based worksite." There are many benefits of remote work for both the employee and employer; however, it is important that all parties understand their responsibilities related to the safety and health of remote workers, as well as the cyber security of their operations. This program explains those responsibilities as well as OSHA regulatory requirements regarding remote work and the policies that employers use to manage safety responsibilities for their employees. The program also discusses in detail the various hazards that can be found in the home work environment and the safe practices remote workers can follow to control them.

Topics include: selecting a location for a home workspace, maintaining a "workplace mindset," fall prevention, fire safety, home office ergonomics, the ergonomics of cell phones and tablets, and computer security for the remote worker.

5007

Categories: Employee Health
Length: 10 minutes
© 2019

5109

Categories: Employee Health
Length: 19 minutes
© 2020

5110

Categories: Employee Health
Length: 10 minutes
© 2020



Computer Security for the Remote Worker

This microlearning provides an overview of security considerations for remote workers.

Addressed in this microlearning are: only using business e-mail and phone for contacting clients, do not provide personal information to clients, keeping exterior doors locked, informing others of off-site travel plans, check-in safe when returning, computer and network security, e-mail security.



Ergonomics for Remote Workers

This microlearning provides an overview of ergonomic considerations for remote workers.

Addressed in this microlearning are: what is ergonomics, computer workstation setup, proper chair height and lumbar support, neutral joint positions and how to achieve them, telephone use and headsets, avoiding repetitive movements and poor posture, stretch breaks and task rotation.



The Ergonomics of Cell Phones and Tablets

This microlearning provides an overview of ergonomic considerations related to the use of cell phones and tablets.

Addressed in this microlearning are: avoiding awkward postures or repetitive movements, changing posture and position frequently, how to prevent over stretching the thumbs and fingers, when to change grip or the device's orientation, keeping most screen touches within easy-to-reach areas, head and neck posture, stretch breaks.



Fire Safety for Remote Workers

This microlearning provides an overview of fire prevention for remote workers.

Addressed in this microlearning are: the remote worker must ensure the home is free of fire hazards, there should be a fire safety plan, escape routes and exits must remain clear, elevated windows used as an exit should have an escape ladder, smoke detectors must be present and working, electrical safety for fire prevention, cooking safety for fire prevention, housekeeping for fire prevention.



Fall Prevention for Remote Workers

This microlearning provides an overview of preventing slips, trips, and falls for remote workers.

Addressed in this microlearning are: falls are a leading cause of injuries at home, the remote worker must ensure the home is free of fall hazards, common fall hazards for remote workers; keeping stairs and travel paths clear, proper illumination; ensuring handrails and stairs are in good condition, keeping exterior stairs and walkways clear of fall hazards.



Maintaining A Workplace Mindset While Working at Home

This microlearning provides an overview of the importance of maintaining a workplace mindset while working at home.

Addressed in this microlearning are: what is a workplace mindset, staying productive, establishing normal routines; staying connected with co-workers, dressing appropriately each day, wearing proper footwear and PPE.

5122

Categories: Employee Health
Length: 2 minutes 27 seconds
© 2020

This program is a microlearning.

5121

Categories: Employee Health
Length: 2 minutes 37 seconds
© 2020

This program is a microlearning.

5120

Categories: Employee Health
Length: 1 minute 35 seconds
© 2020

This program is a microlearning.

5119

Categories: Employee Health
Length: 2 minutes 41 seconds
© 2020

This program is a microlearning.

5118

Categories: Employee Health
Length: 1 minute 51 seconds
© 2020

This program is a microlearning.

5117

Categories: Employee Health
Length: 1 minute 26 seconds
© 2020

This program is a microlearning.



Selecting A Location for a Home Workplace 🎧

This microlearning provides an overview of the considerations that are important when selecting the location of a home workspace.

Addressed in this microlearning are: selecting an area that is free of distractions; importance of keeping a consistent location; temperature, ventilation, and lighting; electrical considerations; emergency exit routes.



Policies and Guidelines for Remote Workers 🎧

This microlearning provides an overview of the policies and guidelines that are typically put into place related to remote workers.

Addressed in this microlearning are: remote work agreements, safety checklists, expectations and requirements, inspections and hazard reporting, employee responsibility for a safe working environment.



Regulatory Requirements for Remote Workers 🎧

This microlearning provides an overview of the regulatory requirements related to remote workers.

Addressed in this microlearning are: OSHA's General Duty Clause, distinction between a home office and a home-based worksite, employer responsibilities related to a home office, employer responsibilities related to a home-based worksite, OSHA inspection of a remote worksite, record-keeping and injury reporting.



Safety and Health of Remote Workers

This microlearning provides an overview of safety, health, and security considerations for remote workers.

Addressed in this microlearning are: the responsibilities of the employee and employer, the concept of remote work agreements and safety checklists, the importance of following safe work practices and security measures, establishing clear lines of communication and expectations.



COVID-19: Staying Safe at Work for Employees 🗣️

The recent pandemic outbreak of the virus that causes COVID-19 temporarily brought the entire world to a halt, with many workplaces shut down, schools closed, people confined to their homes, and medical facilities overwhelmed. Now, for many of us, it's time to restart our lives and get back to work. The good news is we can stay safe at work. This program explains the control measures found in a typical workplace infection control plan and explains how those measures are put into practice to prevent the spread of COVID-19 at work.

In addition to explaining the virus's symptoms and its modes of transmission, the program covers the following employee responsibilities: participating in your employer's screening process and staying home if you are sick; maintaining the appropriate physical distancing from your co-workers and the general public; wearing a face covering to protect others when appropriate or required; frequently washing your hands while avoiding touching your face; cleaning and sanitizing the commonly touched objects in your work area; selecting and using the correct PPE based on your risk of exposure.

Other topics include: factors in determining infection control measures, OSHA's categories of worker risk and how to properly put on and take off medical PPE and clothing.

5116

Categories: Employee Health

Length: 1 minute 18 seconds

© 2020

🎧 This program is a microlearning.

5115

Categories: Employee Health

Length: 1 minute 21 seconds

© 2020

🎧 This program is a microlearning.

5114

Categories: Employee Health

Length: 2 minutes 15 seconds

© 2020

🎧 This program is a microlearning.

5113

Categories: Employee Health

Length: 2 minutes 5 seconds

© 2020

🎧 This program is a microlearning.

5105

Categories: Employee Health, Contagious Illnesses

Length: 22 minutes

© 2020



COVID-19: Staying Safe at Work for Employers 🗣️

The recent pandemic outbreak of the virus that causes COVID-19 temporarily brought the entire world to a halt, with many workplaces shut down, schools closed, people confined to their homes, and medical facilities overwhelmed. Now, for many employers, it's time to ramp up operations and allow employees to return to work. The good news is we can stay safe at work. This program explains the control measures found in a typical workplace infection control plan and explains how those measures are put into practice to prevent the spread of COVID-19 at work.

In addition to explaining the virus's symptoms and its modes of transmission, the program covers the following employer responsibilities: creating a screening process to prevent those likely to be contagious from entering the workplace; encouraging all employees to stay home if they are sick or likely to be contagious; creating the infection control plan to mitigate the virus's modes of transmission — this plan should include a physical distancing policy, a face covering policy, and a sanitation and hygiene program; staying abreast of changing conditions and guidance from the Centers for Disease Control (CDC) as well as Occupational Safety and Health Administration (OSHA), and modify their control measures accordingly.



COVID-19: Staying Safe at Work for Employees [Concise] 🗣️

The recent pandemic outbreak of the virus that causes COVID-19 temporarily brought the entire world to a halt, with many workplaces shut down, schools closed, people confined to their homes and medical facilities overwhelmed. Now, for many of us, it's time to restart our lives and get back to work. The good news is we can stay safe at work. This program explains the control measures found in a typical workplace infection control plan and explains how those measures are put into practice to prevent the spread of COVID-19 at work.

In addition to explaining the virus's symptoms and its modes of transmission, the program covers the following employee responsibilities: participating in your employer's screening process and staying home if you are sick; maintaining the appropriate physical distancing from your co-workers and the general public; wearing a face covering to protect others when appropriate or required; frequently washing your hands while avoiding touching your face; cleaning and sanitizing the commonly touched objects in your work area; selecting and using the correct PPE based on your risk of exposure.

Other topics include: factors in determining infection control measures, OSHA's categories of worker risk, and how to properly put on and take off medical PPE and clothing.

5107

Categories: Employee Health, Contagious Illnesses, Safety Management

Length: 21 minutes

© 2020

5106

Categories: Employee Health, Contagious Illnesses

Length: 13 minutes

© 2020



Protecting Yourself Against COVID-19 and Other Contagious Illnesses ^{ES}

COVID-19 has become a global pandemic and all employees need to understand their role in preventing its spread in their homes, workplaces and communities. This program stresses the importance of good hygiene and social distancing as the primary ways the general public can reduce the spread of the virus. It also shows examples of frequent handwashing and the disinfecting of commonly touched items in various home, office, and workplace settings, and emphasizes the importance of not touching our face with our hands. The program explains that infected droplets can travel six feet during a cough or sneeze and that the disease may also spread when an infected person speaks or breathes via small fluid particles called aerosols. Additionally, it points out that asymptomatic carriers can spread the virus to others, and that social distancing or “physical separation” and self-isolation when required are the best ways to prevent the spread of the infection.

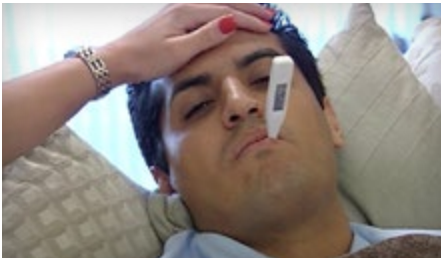
After watching this program, the viewer will have a good understanding of the signs and symptoms of a COVID-19 infection, know when to seek medical attention and when not to, understand the importance of social distancing and self-isolation, and be able to put into practice the best methods to prevent the spread of the virus at home, in the workplace, and in their community.



Coronavirus: Guarding Against COVID-19

In the midst of the COVID-19 coronavirus pandemic, it’s important for everyone to have reliable information about what we should do to protect ourselves and our loved ones from infection. A lot of talking can sometimes make it harder for us to get good information, the type of information we all need to keep ourselves and our loved ones safe. What you need to know is this: There are ways to guard against catching COVID-19, the coronavirus disease. These precautions have been recommended by the World Health Organization, the Centers for Disease Control, the Mayo Clinic, university medical schools, and others who know what they’re talking about. This program discusses COVID-19 hazards and the safe practices that these leading healthcare authorities advocate that you follow to avoid them.

Topics include: the effects, transmission methods and symptoms of COVID-19, how to effectively wash hands to avoid infection, how to practice social distancing and “respiratory etiquette,” and what precautions to take to avoid spreading the virus.



Preventing the Spread of Contagious Illness ^{ES}

This program, which includes information about seasonal flu, avian flu, SARS, and MRSA, in addition to swine flu, explains the origins and symptoms of these illnesses as well as the general hygiene and prevention measures required to prevent spreading and contracting all contagious illnesses. The video stresses prevention and the personal responsibility required to avoid spreading an illness or infection.

Other topics include: decontaminating work areas, special MRSA precautions, responding to a potential infection, medical diagnosis and treatment of contagious illnesses, measures to take at home once you are infected ,and how to prepare for and respond to a pandemic of an illness.

5087

Categories: Employee Health, Contagious Illnesses

Length: 16 minutes

© 2020

5096

Categories: Employee Health, Contagious Illnesses

Length: 8 minutes

© 2020

3909

Categories: Employee Health, Contagious Illnesses

Length: 20 minutes

© 2009



Preventing the Spread of Contagious Illness (Concise) ^{ES}

This program, which includes information about seasonal flu, avian flu, SARS, and MRSA, in addition to swine flu, explains the origins and symptoms of these illnesses as well as the general hygiene and prevention measures required to prevent spreading and contracting all contagious illnesses. The video stresses prevention and the personal responsibility required to avoid spreading an illness or infection.

Other topics include: decontaminating work areas, special MRSA precautions, responding to a potential infection, medical diagnosis and treatment of contagious illnesses, measures to take at home once you are infected, and how to prepare for and respond to a pandemic of an illness.



Pandemic Flu: The Facts

The threat of a global influenza epidemic is very real due in part to increased international travel. This program is a great way to raise awareness in your workplace and give your associates the tools they need to act and react in a calm, confident manner in the event of an outbreak or potential outbreak situations.



Avian Flu: The Facts

Avian Flu is an increasingly discussed topic among the media and medical associations such as the CDC (Centers for Disease Control). A form of influenza believed to strike all birds, it has jumped to humans, though no human-to-human transmission has been reported. Infected birds spread the virus through saliva, feces, and nasal secretions. So far, only humans with direct contact with sick birds have caught the disease, but scientists are worried that bird flu could link with regular human influenza, mutate, and become a deadly new virus and trigger a pandemic. This video is a great way to raise awareness in your workplace and give your associates the tools they need to act in a calm, confident manner in the event of an outbreak or potential outbreak.



Legionella

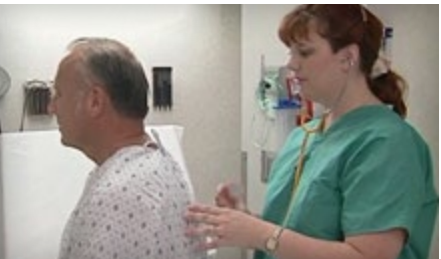
Legionella is of increasing concern, you can make sure you and your staff are aware of the dangers and warning signs. Inform your staff about Legionella and the dangers associated with it. Educate them as to what symptoms to look out for and how to manage risks.

This program will inform you and your staff about: What is Legionella? Where does it come from? How do humans contract it? The program also gives advice regarding risk management, control measures, and storage.



Tuberculosis in the Healthcare Environment ^{ES}

After an alarming resurgence in the 1980s, tuberculosis is currently one of the most common infectious diseases in the world, killing more than a million people every year. Healthcare employees are on the front lines in the fight against TB, and they have a significant risk of exposure to the disease. This safety video provides the latest information on the tuberculosis threat, the infection hazards that healthcare employees may encounter in their jobs, and the steps they can take to avoid them.



Tuberculosis

This program contains the latest CDC guidelines and the requirements of OSHA and is intended for all healthcare workers.

3943

Categories: Employee Health, Contagious Illnesses

Length: 10 minutes

© 2009

3907

Categories: Employee Health

Length: 10 minutes

© 2009

3422

Categories: Employee Health, Contagious Illnesses

Length: 12 minutes

© 2006

4621

Categories: Employee Health, Contagious Illnesses

Length: 6 minutes

© 2003

4832

Categories: Healthcare Training, Employee Health, Contagious Illnesses

Length: 24 minutes

© 2016

4550

Categories: Healthcare Training, Employee Health, Contagious Illnesses


Length: 34 minutes

© 2005



Norovirus ^{ES}

This video examines how Noro viruses are transmitted and contracted, how to prevent transmission and how to contain outbreaks of the infection. This video is a must see for all employees working in the hospitality/food-service industry.



Workplace Stress ^{ES}

In the fast-paced world that we live in, we are always encountering situations that can be stressful. Many of these occur at work. Yet stress and its effects on our ability to do our jobs is a subject that is often overlooked. This program helps employees identify potentially stressful situations and learn how to cope with them.

Topics covered include: situations causing stress, positive versus negative stress, recognizing symptoms, effects of stress, eliminating stress factors, stress-relieving exercises.



Arrest that Stress

Workplace stress runs high all too often. Those of us who suffer from it know — it can be painful. The costs are emotional, physical, and financial. Workplace stress can mean absenteeism, employee turnover, lower productivity, and higher medical expenses. Don't despair; it's not hopeless! Believe it or not, on-the-job stress can be traced back to only two basic causes.

In this program, you'll identify these stressors — and discover reliable techniques that will help you and everyone in your organization cut the stress and ease the strain.

In just minutes, you'll get relief as you learn how to: stop picking up the slack for disorganized co-workers; deflect morale-busting and time-draining complainers; control your emotions, even when others don't; turn bad stress into good stress.



Fitness and Wellness ^{ES}

Healthier employees just plain feel better about themselves, so they work better, they're more productive and they're less prone to illness and accidents which is good for them and their employers! This program provides the information and inspiration employees need to achieve these benefits by eating right, exercising and reducing stress. It shows them how to set and reach reasonable goals while eliminating bad habits like smoking, alcohol, and drug use that can hold them back.



Personal Hygiene in the Workplace ^{ES}

Of all the very human issues that we find in workplaces around the world, one of the most common, and most sensitive, is that of personal hygiene. It can make or break a person's success at their job, and it can cause discomfort and embarrassment that results in a breakdown of communication and productivity. This program has been developed as a tool for employers to be proactive in addressing the subject, as well as an aid to those managers and supervisors that find themselves in the position of needing to react and take action in the event of a complaint. Included in your New Employee Orientation training, you will be able to send a message to all of your employees in an upbeat and non-threatening manner that may head off future problems at the pass! Additionally, should a complaint be made regarding a co-worker or employee, this is the perfect presentation to be utilized in addressing the issue with the employee in question, rather than attempting a difficult, and often damaging conversation. Why not give everyone the opportunity to put his or her best foot forward?

3655

Categories: Hospitality,
Employee Health
Length: 17 minutes
© 2007

4662

Categories: Employee Health
Length: 14 minutes
© 2014

4172

Categories: Human Resources,
Employee Health
Length: 21 minutes
© 2003

4772

Categories: Employee Health
Length: 14 minutes
© 2015

4237

Categories: Employee Health
Length: 10 minutes
© 2012



Blink — Manager Version ^{ES}

In this Management Edition of Blink!, follow Fortune 100 back injury prevention speaker Michael Melnik as he shows you how you can train your employees on how to prepare for lifting, material handling, and back safety by doing some quick and easy stretches, called BLINKS! These techniques have helped many organizations drive down injuries and expensive workplace claims.



Blink — Employee Version ^{ES}

Follow Fortune 100 back injury prevention speaker Michael Melnik as he shows your employees how to prepare for lifting, material handling, and back safety by doing some quick and easy stretches, called BLINKS! These techniques have helped many organizations drive down injuries and expensive workplace claims.



Protecting Your Shoulders ^{ES}

Shoulders get a lot of use throughout the work day. Moving materials, reaching just about everything we do involves our shoulders. If we don't pay attention and use the right positioning, our shoulders, like any part of the body that's not used in the proper way, are vulnerable to injury.

This safety video will cover the things your employees can do to keep their shoulders healthy — how your shoulders work, common stresses to the shoulder, injury prevention techniques, stretching and exercise.



Protecting Your Knees ^{ES}

How often do we think about our knees? Probably not much, unless they're causing you pain. If you have a physical job, our knees can take a beating if we're not paying attention to how we're using them. Our knees are important to many of the moves you make each day. And there's a lot that can be done to avoid a knee injury.

This safety video will cover the things your employees can do to keep their knees healthy — how your knees work, common stresses to the knee, injury prevention techniques, stretching, and exercise.



I2P2 Injury and Illness Prevention Programs ^{ES}

Employers and employees can work together to find and fix the hazards in their workplace, before people get sick, injured, or killed. The process begins when a company decides to strengthen its safety culture by adopting an Injury and Illness Prevention Program, known within OSHA as I2P2. This safety video provides employees with important information on how this organized approach to workplace safety can significantly reduce accidents and injuries, and how the workers themselves can play a major role in making the program work.



Take 5 for Health and Safety

This five-part series covers sitting, standing, stretching, ergonomics, and lifting. Using a unique "talk show" format, each segment focuses on the individual topic so employees are able to give the topic their full attention. After each segment, there are creative commercials to drive home the key points of injury prevention.

4920

Categories: Employee Health,
Back Care
Length: 8 minutes
© 2015

4919

Categories: Employee Health,
Back Care
Length: 10 minutes
© 2015

4784

Categories: Employee Health
Length: 13 minutes
© 2015

4783

Categories: Employee Health
Length: 12 minutes
© 2015

4795

Categories: Employee Health,
Safety Management
Length: 20 minutes
© 2015

3816

Categories: Back Care,
Employee Health
Length: 40 minutes
© 2008



Body Mechanics in Healthcare ^{ES}

The purpose of using proper body mechanics is simple — to prevent injury. One of the most strenuous and potentially hazardous parts of home healthcare is bending, stretching, and reaching. This program teaches how to reduce risk and prevent injury. Lift assist equipment such as gait belts, bath boards, grab bars, and others are discussed as ways to reduce lifting demands. Viewers are taught to properly assess their environment and correct hazards before incidents occur. Safe client transfers and ambulation are addressed in detail.



HAZWOPER: Medical Surveillance Programs ^{ES}

Hazardous materials and waste are a part of many work situations and can be found in many types of facilities and job sites. It is very important for your employees to know how to recognize these potentially dangerous substances, and how to handle and dispose of them properly. As part of OSHA's HAZWOPER regulations, there are varying requirements for employee training, depending on the employee's specific level of involvement with hazardous materials. This program will help employees understand how medical surveillance keeps workers who handle hazardous materials safe and healthy.

Topics include: definition of medical surveillance and who must undergo it, the five categories of medical surveillance examinations, the written medical opinion, and medical records.



HAZWOPER: Exposure Monitoring and Medical Surveillance ^{ES}

Hazardous materials and waste are a part of many work situations and can be found in many types of facilities and job sites. It is very important for your employees to know how to recognize these potentially dangerous substances, and how to handle and dispose of them properly. As part of OSHA's HAZWOPER regulations, there are varying requirements for employee training, depending on the employee's specific level of involvement with hazardous materials. This program will help your employees understand how both exposure monitoring and medical are used to uncover potential threats to their health and provide a safer workplace.

Topics include: minimizing risks of exposure, various types of direct-reading devices, sampling collection devices, the five common types of exposure monitoring, and medical surveillance.



HAZWOPER: Medical Surveillance Program ^{ES}

Workers handling hazardous waste may expose them to toxic chemicals, safety hazards, biological hazards, and radiation. They may develop heat stress while wearing protective equipment or working under temperature extremes or face life-threatening emergencies. Because of these exposures, a medical surveillance program is essential to access and monitor a worker's health, both prior to employment and during the course of work, to provide emergency and other treatment as needed and to keep accurate records for future reference.

4883

Categories: Healthcare Training,
Back Care,
Employee Health

Length: 13 minutes

© 2017

5132

Categories: HAZWOPER,
Employee Health

Length: 10 minutes

© 2014

5125

Categories: HAZWOPER,
Employee Health

Length: 20 minutes

© 2014

4800

Categories: HAZWOPER,
Employee Health

Length: 14 minutes

© 2016



Tick Bite Prevention and Response ^{ES}

If you spend time in the outdoors in North America, you stand a good chance of having a tick attaching itself to your body and feeding on you. The result of this tick bite could be a serious disease such as Lyme Disease or Rocky Mountain Spotted Fever.

In this program, EMT/firefighter/best-selling Author Martin Lesperance stresses the importance of early treatment of tick bites and precautions for preventing them in the first place. It's important to note that throughout Canada and the U.S., areas that were once low risk for tick bites have become high risk, so everyone in North America can benefit from the information presented in this program.

Topics include: various types of ticks and where they live, how ticks spread diseases, Lyme Disease, Rocky Mountain Spotted Fever, preventing tick bites, tick removal.



The Mosquito: What You Need to Know

This program has been developed to give you the information you need to protect yourself from being bitten by the mosquito, and how to identify and eliminate the area where they breed and multiply.



Indoor Air Quality ^{ES}

It is all around us, and we breathe it every day to stay alive. But how “clean” is the air that we breathe? While we know that it contains oxygen, hydrogen, and nitrogen, there may be other substances in the air around us that we do not know about, such as dust, mites, spores, bacteria, and hazardous fumes. Air pollution is not just an outdoor problem. Contaminated air inside a workplace can lead to major health problems. Long-term exposure to contaminants can cause asthma and even emphysema. In fact, indoor air quality is enough of a concern that the Environmental Protection Agency (EPA) and the National Institute for Occupational Safety and Health (NIOSH) have created an Indoor Air Quality Guide. This program shows employees the potentially harmful effects of poor air quality, and will help them prevent, identify, and correct air quality problems.

Areas covered in the program include: the sources of air contamination, adhesives, solvents, and vehicle exhaust; how a building's occupants affect indoor air quality; smoking and second-hand smoke; the use of humidifiers and dehumidifiers; pollutant pathways, including air ducts and crawlspaces; heating and air-conditioning systems; the symptoms and signs of poor air quality.

4876

Categories: Employee Health,
First Aid,
Martin Lesperance

Length: 16 minutes

© 2017

3656

Categories: Employee Health

Length: 11 minutes

© 2005

3473

Categories: Employee Health,
Environmental Training

Length: 13 minutes

© 2017

Environmental Training



RCRA Hazardous Waste Final Rule: The E-Manifest System and Other Key Revisions ^{ES}

The EPA's recently updated RCRA rule is designed to make hazardous waste handling regulations easier to understand and to facilitate better compliance. This program reviews the important revisions mandated in these latest guidelines. The new E-Manifest System is explained in detail to show viewers how to provide more accurate and timely tracking information on hazardous waste shipments electronically instead of using outdated paper forms. The EPA's goal is to phase out written manifests within the next four years, so it is critical that your employees understand how the new system works.



RCRA Hazardous Waste Final Rule: The E-Manifest System and Other Key Revisions (Concise) ^{ES}

The EPA's recently updated RCRA rule is designed to make hazardous waste handling regulations easier to understand and to facilitate better compliance. This program reviews the important revisions mandated in these latest guidelines. The new E-Manifest System is explained in detail to show viewers how to provide more accurate and timely tracking information on hazardous waste shipments electronically instead of using outdated paper forms. The EPA's goal is to phase out written manifests within the next four years, so it is critical that your employees understand how the new system works.



HAZWOPER: Accidental Release Measures and Spill Cleanup Procedures ^{ES}

Hazardous materials and waste are a part of many work situations and can be found in many types of facilities and job sites. It is very important for your employees to know how to recognize these potentially dangerous substances, and how to handle and dispose of them properly. As part of OSHA's HAZWOPER regulations, there are varying requirements for employee training, depending on the employee's specific level of involvement with hazardous materials. This program will help employees understand various aspects of dealing with spills and releases of hazardous materials. More importantly, the information provided in this training program will help employees to work safely around hazardous materials.

Topics include: the hazard communication and emergency response plans, the five levels of emergency response training, handling a chemical release, personal protective equipment, spill containment and cleanup, evacuation, and decontamination.



Storm Water Pollution Prevention Plan General Awareness Training ^{ES}

When stormwater flows through chemical storage areas, areas of outside industrial activity, waste management areas and similar areas, it can pick up debris such as chemicals, fertilizers, fecal bacteria, pollutants, and other hazardous materials. This now-contaminated stormwater can then flow untreated directly into nearby bodies of water used for swimming, drinking, recreation, and farming. Pollution spread by contaminated stormwater is a real problem, and the purpose of this program is to provide workers with a basic understanding of the company's Stormwater Pollution Prevention Plan. Also stressed is the point that all employees should be familiar with their responsibilities in controlling stormwater pollution and responding to leaks and spills of potential pollutants.

5034

Categories: RCRA, Environmental Training

Length: 24 minutes

© 2019

5035

Categories: RCRA, Environmental Training

Length: 12 minutes

© 2019

5134

Categories: HAZWOPER, Environmental Training

Length: 20 minutes

© 2014

4230

Categories: Environmental Training

Length: 13 minutes

© 2012



Understanding Your Stormwater Pollution Prevention Plan ^{ES}

All employees need to know the overall scope of your organization's Stormwater Pollution Prevention Plan and the role each person plays in its success. Pollution spread by contaminated stormwater is a real problem and providing your employees with an understanding of your facility's plan is the purpose of this program.

Topics in this safety video include: the National Pollution Discharge Elimination System, the Multi-Sector General Permit, stormwater pollution prevention teams, site assessments of potential sources of stormwater pollution, various methods of minimizing pollutant exposure, spill and leak response, and the three types of stormwater discharge inspections.



Understanding Your Stormwater Pollution Prevention Plan (Concise) ^{ES}

All employees need to know the overall scope of your organization's Stormwater Pollution Prevention Plan and the role each person plays in its success. Pollution spread by contaminated stormwater is a real problem and providing your employees with an understanding of your facility's plan is the purpose of this program.

Topics include: the National Pollution Discharge Elimination System, the Multi-Sector General Permit, stormwater pollution prevention teams, site assessments of potential sources of stormwater pollution, various methods of minimizing pollutant exposure, spill and leak response and the three types of stormwater discharge inspections.



Indoor Air Quality ^{ES}

It is all around us, and we breathe it every day to stay alive. But how "clean" is the air that we breathe? While we know that it contains oxygen, hydrogen, and nitrogen, there may be other substances in the air around us that we do not know about — such as dust, mites, spores, bacteria, and hazardous fumes. Air pollution is not just an outdoor problem. Contaminated air inside a workplace can lead to major health problems. Long-term exposure to contaminants can cause asthma and even emphysema. In fact, indoor air quality is enough of a concern that the Environmental Protection Agency (EPA) and the National Institute for Occupational Safety and Health (NIOSH) have created an Indoor Air Quality Guide. This program shows employees the potentially harmful effects of poor air quality, and will help them prevent, identify, and correct air quality problems.

Areas covered in the program include: the sources of air contamination; adhesives, solvents, and vehicle exhaust; how a building's occupants affect indoor air quality; smoking and second-hand smoke; the use of humidifiers and dehumidifiers; pollutant pathways, including air ducts and crawlspaces; heating and air-conditioning systems; the symptoms and signs of poor air quality.

4084

Categories: Environmental Training

Length: 23 minutes

© 2011

4085

Categories: Environmental Training

Length: 12 minutes

© 2011

3473

Categories: Employee Health, Environmental Training

Length: 13 minutes

© 2017

Equipment Specific Videos



Mobile Elevating Work Platforms: Safe Use and Requirements ES

Mobile elevating work platforms, or MEWPs, are critical components of most maintenance and construction operations. When a worker must perform a task above ground, a platform, such as a scissor lift or boom lift, is often utilized to complete the job in a safe and efficient manner. Also known as aerial work platforms, these powerful vehicles are available in many different sizes and configurations; however, all of them have one thing in common: they can be very dangerous. To better protect operators, other platform occupant,s and workers on the ground, the American National Standards Institute (ANSI) in conjunction with the Scaffold and Access Industrial Association (SAIA) has adopted revisions of its A92 suite of mobile elevating work platform regulations that focus on the design of these vehicles, their safe use and the training of all personnel who participate in aerial lift operations, including operators, occupants, maintenance workers, and supervisors. This program reviews the important changes in the new standards, and discusses the basic safe work practices platform operators must follow to prevent accidents and injuries.

Topics include: platform classification, ANSI training requirements, site risk assessment, rescue planning, pre-operational inspection, work zone inspection, driving safety, raising and working on the platform, and lowering and dismounting a lift.



Mobile Elevating Work Platforms: Safe Use and Requirements (Concise) ES

MMobile elevating work platforms, or MEWPs, are critical components of most maintenance and construction operations. When a worker must perform a task above ground, a platform, such as a scissor lift or boom lift, is often utilized to complete the job in a safe and efficient manner. Also known as aerial work platforms, these powerful vehicles are available in many different sizes and configurations; however, all of them have one thing in common: they can be very dangerous. To better protect operators, other platform occupant,s and workers on the ground, the American National Standards Institute (ANSI) in conjunction with the Scaffold and Access Industrial Association (SAIA) has adopted revisions of its A92 suite of mobile elevating work platform regulations that focus on the design of these vehicles, their safe use and the training of all personnel who participate in aerial lift operations, including operators, occupants, maintenance workers, and supervisors. This program reviews the important changes in the new standards, and discusses the basic safe work practices platform operators must follow to prevent accidents and injuries.

Topics include: platform classification, ANSI training requirements, site risk assessment, rescue planning, pre-operational inspection, work zone inspection, driving safety, raising and working on the platform, and lowering and dismounting a lift.

5111

Categories: Equipment Specific Videos, Maintenance & Operations

Length: 23 minutes
© 2020

5112

Categories: Equipment Specific Videos, Maintenance & Operations

Length: 14 minutes
© 2020



Operating Aerial Work Platforms Safely ES

Aerial work platforms are an essential tool used to safely elevate personnel. These useful platforms come in various sizes and configurations, including scissor lifts, boom lifts, and articulating boom lifts. When a maintenance or construction worker must perform a task at an elevated work position, these powerful machines are often called on to do the job. This program discusses some of the common hazards that aerial work platform operators must consider when using this equipment, as well as the safe work practices and operating techniques that must be followed to ensure everyone's safety during the use of an aerial work platform.

Topics include: pre-operational inspection, testing the operating controls, inspecting the path of travel, driving safely, raising the lift, lowering the lift, safe work practices.



Operating Aerial Work Platforms Safely (Concise) ES

Aerial work platforms are an essential tool used to safely elevate personnel. These useful platforms come in various sizes and configurations, including scissor lifts, boom lifts, and articulating boom lifts. When a maintenance or construction worker must perform a task at an elevated work position, these powerful machines are often called on to do the job. This program discusses some of the common hazards that aerial work platform operators must consider when using this equipment, as well as the safe work practices and operating techniques that must be followed to ensure everyone's safety during the use of an aerial work platform.

Topics include: pre-operational inspection testing the operating controls, inspecting the path of travel driving safely, raising the lift lowering the lift safe work practices.



Scissor Lifts In Industrial and Construction Environments

Accessing high places can be difficult in many work environments. To reach these areas, many workers use scissor lifts. Nearly everyone has seen a scissor lift. They're common on construction sites, both inside and out, and are often found in warehouses and other large buildings as well. This video program introduce employees to scissor lifts, making them aware of the hazards associated with these lifts and giving them the information they need to work safely using a scissor lift or working near one.

Topics include: the types of scissor lifts and the training needed to operate them; the hazards associated with using scissor lifts; "pre-start" and "worksite" inspections; setting up, operating, and moving a scissor lift; working on the ground near a scissor lift.



Safe Operation of Scissor and Boom Lifts ES

Elevated work platforms such as scissor and boom lifts allow us to safely perform various tasks and maintenance operations at heights that otherwise may be unreachable. While there are many different styles of lifts designed for various applications and site conditions, they all have one thing in common: the potential for serious injury or death when operated in a careless manner. Electrocuton, falls, crushed body parts, and tip-overs are just a few examples of incidents that often result from unsafe operation. This video discusses the procedures lift operators must follow to prevent these types of incidents.

Topics include: factors that affect stability, pre-operational inspection, protecting against falls from platforms, and safe driving procedures.

4809

Categories: Equipment Specific Videos, Maintenance & Operations

Length: 17 minutes
© 2016

4820

Categories: Equipment Specific Videos, Maintenance & Operations

Length: 10 minutes
© 2016

4394

Categories: Equipment Specific Videos, Maintenance & Operations, Construction

Length: 11 minutes
© 2013

3348

Categories: Equipment Specific Videos, Maintenance & Operations

Length: 19 minutes
© 2006



Safe Operation of Scissor and Boom Lifts (Concise) ^{ES}

Elevated work platforms such as scissor and boom lifts allow us to safely perform various tasks and maintenance operations at heights that otherwise may be unreachable. While there are many different styles of lifts designed for various applications and site conditions, they all have one thing in common: the potential for serious injury or death when operated in a careless manner. Electrocution, falls, crushed body parts, and tip-overs are just a few examples of incidents that often result from unsafe operation. This video discusses the procedures lift operators must follow to prevent these types of incidents.

Topics include: factors that affect stability, pre-operational inspection, protecting against falls from platforms, and safe driving procedures.



Compressed Air Safety ^{ES}

This video stresses the importance of working safely with compressed air to prevent injuries. Featured are four workplace incidents that illustrate the fact that compressed air hazards are often not easily recognized but still can have tragic consequences.

Topics include: dangers of cleaning with compressed air, how compressed air can injure the human body, use of hearing protection in noisy environments, inspection and maintenance of compressed air equipment, and components of compressed air systems.



Compressed Air Safety (Concise) ^{ES}

This video stresses the importance of working safely with compressed air to prevent injuries. Featured are four workplace incidents that illustrate the fact that compressed air hazards are often not easily recognized but still can have tragic consequences.

Topics include: dangers of cleaning with compressed air, how compressed air can injure the human body, use of hearing protection in noisy environments, inspection and maintenance of compressed air equipment, and components of compressed air systems.



Table Saw Safety and Use

Table saw accidents are 100% preventable and you can ensure that your employees avoid them with this video. The information provided in it includes the various parts of the table saw, use and adjustments of the fence, push sticks, and the miter gauge. After viewing this program, your employees will be putting safety first.



Safe and Efficient Operation of Hand Held Cutoff Saws

One of the most common job-site tools is the gas powered cut-off saw. Few saw users have had any training in correct use of gas powered saws. This video can provide safety dividends that will provide a lifetime of paybacks. Primary focus on gasoline powered saws with discussion on saw adjustments, safety devices, correct blade type and application, correct saw-starting techniques, as well as care and cleaning of the saw.

4089

Categories: Equipment Specific Videos, Maintenance & Operations

Length: 11 minutes

© 2006

3145

Categories: Equipment Specific Videos, Maintenance & Operations

Length: 15 minutes

© 2001

3678

Categories: Equipment Specific Videos, Maintenance & Operations

Length: 12 minutes

© 2001

4613

Categories: Equipment Specific Videos, Maintenance & Operations, Construction

Length: 24 minutes

© 1996

4452

Categories: Construction, Equipment Specific Videos

Length: 17 minutes

© 2003



Hand and Power Tools Safety ^{ES}

Hand and power tools are used every day in many types of business. They make our work easier and allow us to be more efficient. However, we often fail to see the hazards these tools present. This training program shows how accidents can be significantly reduced by applying good general safety rules, and reviews what hazards are associated with the specific types of tools we use.

Areas covered in the program include: matching the tool to the job, the importance of “state of mind,” personal protective equipment, good safety practices, tool care and maintenance.



Working Safely With Pneumatic Tools ^{ES}

Train employees on the hazards associated in working with pneumatic tools. This excellent video provides comprehensive coverage of safe work practices.

Topics include: definition and examples, appropriate PPE, tool and cord inspection, use and clean-up.



High-Impact Power Tool Safety

This video features six accident reenactments to remind power tool users about key safety issues, and to make them aware of the painful injuries that result from unsafe use. Voices of experience provide real-world advice on using tools to get the job done while staying safe at the same time.

Topics include: inspecting tools before use; selecting the proper tool for the job; being trained and authorized to use tools and correct body placement and tool positioning; electrical extension cords; GFCIs; dangers of compressed air; avoiding horseplay; recognizing fire hazards; and using proper PPE are also covered.



High-Impact Power Tool Safety (Concise)

This video features six accident reenactments to remind power tool users about key safety issues and to make them aware of the painful injuries that result from unsafe use. Voices of experience provide real-world advice on using tools to get the job done while staying safe at the same time.

Topics include: inspecting tools before use, selecting the proper tool for the job, being trained and authorized to use tools and correct body placement and tool positioning. Electrical extension cords, GFCIs, dangers of compressed air, avoiding horseplay, recognizing fire hazards and using proper PPE are also covered.



Working Safely With Hand and Power Tools ^{ES}

Hand and power tools have become so common in the daily performance of our jobs that we often become complacent about their dangers. Use this video to emphasize the importance of having a good safety attitude and exercising good judgment while using hand and power tools.

Topics include: safe use of wrenches, pliers, screwdrivers and striking tools; using drills and power saws safely; guarding and grounding of power tools; and unique hazards of battery-operated tools.

3456

Categories: Equipment Specific Videos, Maintenance & Operations

Length: 17 minutes

© 2018

3336

Categories: Equipment Specific Videos, Maintenance & Operations

Length: 8 minutes

© 2006

3305

Categories: Equipment Specific Videos, Maintenance & Operations, High-Impact

Length: 19 minutes

© 2001

4607

Categories: Equipment Specific Videos, Maintenance & Operations, High-Impact

Length: 8 minutes

© 2001

3248

Categories: Equipment Specific Videos, Maintenance & Operations

Length: 17 minutes

© 2004



Boxcutter/Utility Knife Safety ^{ES}

This attention-grabbing safety video provides an excellent overview of utility knife/box cutter safety. Filmed in a variety of work settings, the video begins with a series of mishaps caused by the unsafe use of utility knives. The mishaps are then carefully examined to reveal the underlying causes, as well as the steps that would prevent similar mishaps.

Using this engaging style, the video covers the following material: the proper use and handling of box cutters/utility knives, using the correct knife for the job, knife maintenance and inspection, proper blade changing and disposal. This video will help you reduce injuries, lost time and damaged product.



Chain Saw Safety

Public works and other occupations often use chain saws in tree trimming, landscaping maintenance, brush control, and home use. There are many risks involved requiring proper instructions on safe procedures.



Working Safely With Power Tools (Concise) ^{ES}

Because simple hand and power tools are commonly used for many basic job tasks, we often fail to consider the dangers associated with using them improperly or in an unsafe manner. For example, the improper use of a simple screwdriver results in over 100 deaths each year. Fortunately, most injuries involving tools can be avoided when we keep them in good working condition and use them properly.

In this program, viewers are shown the basic safety rules that will greatly reduce the risk of injury during power tool use. Stressed is the importance of having a good safety attitude and exercising good judgment while using such tools as drills, power saws, and battery-operated tools. Equipment inspection and personal protective equipment are other featured topics.



Working Safely with Hand Tools (Concise) ^{ES}

Because simple hand and power tools are commonly used for many basic job tasks, we often fail to consider the dangers associated with using them improperly or in an unsafe manner. For example, the improper use of a simple screwdriver results in over 100 deaths each year. Fortunately, most injuries involving tools can be avoided when we keep them in good working condition and use them properly.

In this program, viewers are shown the basic safety rules that will greatly reduce the risk of injury during hand tool use. Stressed is the importance of having a good safety attitude and exercising good judgment while using such tools as wrenches, pliers, screwdrivers, and striking tools.



High-Impact Metal Working Safety ^{ES}

This program re-creates ten industrial accidents involving heavy machinery and metal work to illustrate the necessity of following proper safety procedures and maintaining a good safety sense.

The program participant will learn how to: safely operate brake presses, grinders, metal cutting shears, and other machines; machine actions and hazards; PPE and correct attire; safe operating procedures; mental concentration; avoid short-cuts.

3227

Categories: Equipment Specific Videos, Maintenance & Operations, Hand Safety

Length: 7 minutes
© 2004

3173

Categories: Equipment Specific Videos, Maintenance & Operations, Utility Safety

Length: 13 minutes
© 2001

1595

Categories: Equipment Specific Videos, Maintenance & Operations

Length: 10 minutes
© 2004

1596

Categories: Equipment Specific Videos, Maintenance & Operations

Length: 10 minutes
© 2004

3036

Categories: Equipment Specific Videos, Maintenance & Operations, High-Impact

Length: 19 minutes
© 1996



High-Impact Metal Working Safety (Concise) ^{ES}

This program re-creates ten industrial accidents involving heavy machinery and metal work to illustrate the necessity of following proper safety procedures and maintaining a good safety sense.

The program participant will learn how to: safely operate brake presses, grinders, metal cutting shears, and other machines; machine actions and hazards; PPE and correct attire; safe operating procedures; mental concentration; avoid shortcuts.

1408

Categories: Equipment Specific Videos, Maintenance & Operations, High-Impact

Length: 5 minutes
© 1996



High-Impact Metal Working Safety (Non-Graphic)

This program re-creates ten industrial accidents involving heavy machinery and metal work to illustrate the necessity of following proper safety procedures and maintaining a good safety sense. The program participant will learn how to safely operate brake presses, grinders, metal cutting shears, and other machines; machine actions and hazards; PPE and correct attire; safe operating procedures; mental concentration; avoid short-cuts.

2433

Categories: Equipment Specific Videos, Maintenance & Operations, High-Impact

Length: 19 minutes
© 2013



Grinders and Abrasive Wheels: Safe Operation ^{ES}

Grinders with abrasive wheels are common on many job sites. These amazing tools can help you with a variety of tasks, but to do so safely, you must be knowledgeable and competent before operating any machinery. The risk of breakage is inherent in every abrasive wheel. Statistics show that nearly half of all accidents involving abrasive wheels are due to an unsafe system of work or operator error. That's what this program is all about — how to operate an abrasive grinder safely without incident.

Topics include: abrasive wheel hazards; PPE; grinder inspection; work rests and tongue guards; dangers of operating in overspeed conditions; grinding wheel inspection; fire prevention and preventing slips, trips and falls.

5085

Categories: Equipment Specific Videos, Maintenance & Operations

Length: 10 minutes
© 2020



Abrasive Blasting ^{ES}

Sandblasting and other abrasive blasting is a potentially life-threatening operation without proper training.

This video covers all of the important topics including: PPE, equipment set and inspection, safe operating procedures, job site conditions, bystander safety, and more!

4077

Categories: Equipment Specific Videos, Maintenance & Operations

Length: 12 minutes
© 2011



Conveyor Safety in the Workplace ^{ES}

This video discusses the various hazards posed by conveyor systems and the safe work practices that employees must follow to prevent injuries related to these hazards. Also featured are testimonials from workers who have suffered conveyor-related injuries due to complacency, taking shortcuts, and failure to perform lockout/tagout procedures.

Topics include: shear, pinch and nip points; types of conveyor guarding; employee contact with conveyors and crossing over and under conveyors; requirements of conveyor operators; conveyor maintenance and repair procedures; safety signs; housekeeping and emergency stop devices.

3158

Categories: Equipment Specific Videos, Maintenance & Operations

Length: 20 minutes
© 2001



Band Saw Operation and Safety

This video details both basic and advanced operational techniques for a band saw. Clear, sharp, color video graphically portrays the proper operation of this machine, as well as the correct use of its associated accessories. Close-ups show in detail how the band saw performs cutting, forming, or shaping operations. This video save demonstration set-up time and help you insure that students know proper, safe procedures before operating a machine.

Topics include: avoiding “backout;” cutting on four sides; crosscutting with accessories; re-sawing; parts and types of cuts made by the saw; proper dress and eye protection; set-up, blade changing and alignment; and shut off and cleanup.



Wheel Loader: Walk Around and Introduction

This video will remind experienced operators and train new operators on the importance of the daily walk around inspection, and what they really need to be looking for.

Topics include: variations between manufacturers; clues to possible future problems; tire care including effects of improper inflation and dangers of exploding tires; and checks of operating systems, safety devices, fire extinguishers, and first-aid kits.



Dozer Safety: Bark and Chip Pile Management

From building berms and dealing with steam from the pile at night to managing the age and temperature of the material fed into the reclaimer, this video helps bark and chip pile dozer operators visualize and remember key productivity and safety issues.

Topics include: road building on the pile, feeding the reclaimer;,pile management, and operating tips from the pros.



Crawler Excavator: Maintenance and Transport

Every owner of this type of equipment does some maintenance or repair work on their machine. They are faced with the same safety hazards as the full-time mechanics at the dealership. And all machines are transported from job to job.

This video addresses the safety hazards inherent in the following specialized areas: relieving static pressure in systems, dangers of high pressure leaks, dangers of replacing wear components, correct component positioning on the trailer, and knowing the condition and rating of tie-down equipment.



Crawler Excavator: Safe Operating Techniques

The scenes in this video have been carefully selected to support the safe operation message. Footage of actual accidents occurring with excavators helps reinforce the safety message. The program shows a wide range of applications from highway and road work to working on hillsides, as well as special attachments (hydraulic breakers and demolition shears), and the dangers around buried and overhead utilities.



Crawler Excavator: Pre-Start Inspection

This video was produced to help operators understand the importance of a thorough daily walk-around inspection.

The program covers: important things to look for which may be early warning signs of possible trouble spots; correct use of the operators manual; housekeeping and the effect on safety; testing control functions; variations in controls from model-to-model and make-to-make; and emphasis on accepting personal responsibility.

4614

Categories: Equipment Specific Videos, Construction

Length: 14 minutes
© 1996

4436

Categories: Equipment Specific Videos, Construction

Length: 15 minutes
© 2003

4419

Categories: Equipment Specific Videos, Construction

Length: 19 minutes
© 1993

4407

Categories: Equipment Specific Vidoes, Construction

Length: 10 minutes
© 1993

4406

Categories: Equipment Specific Vidoes, Construction

Length: 22 minutes
© 1993

4405

Categories: Equipment Specific Vidoes, Construction

Length: 10 minutes
© 1993



Aerial Lifts in Industrial and Construction Environments ^{ES}

Reaching high places can be challenging in many work environments. But whether they’re on a construction site, changing light bulbs in a warehouse, or performing outdoor utility work, employees often use aerial lifts to help them access work areas that would otherwise be almost impossible to get to. This video reviews the various types of aerial lifts, make employees aware of the hazards that are associated with these lifts, and give them the information that they’ll need to work safely whether they’re using a lift or working around one.

Topics include: the types of aerial lifts and the training required to operate them; the hazards associated with using aerial lifts; “pre-start” and “worksite” inspections; setting up, operating, and moving an aerial lift; and working on the ground near an aerial lift.



Skid Steer Safety

Whether you’re excavating at a job site, tending livestock, laboring indoors, or removing snow, the compact design and versatility of a skid-loader can undermine how dangerous this equipment is to operate when proper precautions aren’t taken. Skid steer loaders have become the number one workhorse for public works and construction. With attachments such as trenchers, plows, grapples, buckets and hoes, hydraulic breakers and sweepers, and more, their versatility is limitless. They can also be dangerous and this program trains your employees on safe operating procedures.

Topics include: pre-start inspection, working with attachments, preventing rollovers, best work practices.



Skid Steer: Pre-Operation Inspection

It’s easy to classify the skid steer as a simple machine to operate. But when you’re talking safety, it’s simplicity is its downfall. Anyone can quickly create a dangerous situation for the operator or nearby people. This program applies to most work locations (indoor and outside), and covers how to complete an inspection, what to inspect, skid steer capacities, and work situations including other workers in the area.



Skid Steer: Safe Operating Techniques ^{ES}

It’s easy to classify the skid steer as a simple machine to operate; but when you’re talking safety, its simplicity is its downfall. Anyone can quickly create a dangerous situation for the operator or nearby people. This program applies to most work locations (indoor and outside) and covers blind spots and backing, weather (mud/snow), safe hauling (terrain and slopes), and ten tips from experienced operators.



Backhoe Loader: Safe Operating Techniques

A wide variety of working applications provide a broad appeal to this video.

Topics include: accident causes, trenching considerations in various types of soil, underground and overhead utility dangers, effects of ground loading and machine positioning, and machine stability in various terrain conditions.

4395

Categories: Equipment Specific Videos, Construction

Length: 15 minutes
© 2013

4751

Categories: Construction, Equipment Specific Videos

Length: 15 minutes
© 2013

4411

Categories: Construction, Equipment Specific Videos

Length: 12 minutes
© 1993

4093

Categories: Construction, Equipment Specific Videos

Length: 13 minutes
© 2005

4409

Categories: Construction, Equipment Specific Videos

Length: 10 minutes
© 1992



Backhoe Loader: Pre-Start Inspection

This video was produced to help both new and experienced operators understand what to look for in a daily pre-start inspection. The program emphasizes looking beyond the ordinary to help avoid equipment failures.

Topics include: knowing all the controls and their function, the need for daily lubrication, checking and replacing ground engaging wear components, reporting problems and potential trouble spots, and checking machine controls and warning systems for correct operation.



Backhoe Loader: Maintenance and Transport

The video is taken from real-world situations and builds on the often tragic experiences of others. Transport advice addresses both driving on the road or loading and tying down on trailers. Watch an actual rollover test take place.

Topics include: care in loading/unloading situations, tie-down device ratings, tag out for repairs, machine guards for safety, and vandalism protection.



Pipelayer Tractors: Inspection and Operation Techniques

Pipeline installation, replacement, and repair work is increasing while the availability of experienced pipelayer tractor operators is decreasing. This new video helps pipeline supervisor meet the training challenge.

Part 1: Maintenance and safety inspection points — what to really look for as wells as tips on wire rope inspection. (13)

Part 2: Covers stringing, bending, welding, set-in, tie-in, mechanical and hydraulic winches, hand signals, managing difficult soil and terrain, and working close to crews. (2 minutes)



Backhoe and Loader Safety

Backhoes are complicated and dangerous machines requiring training for safe, efficient operations. This program is targeted toward new, as well as experienced operators. It covers safe operation, maintenance, and pre-start up procedures.



Pre-Shift Walk Around Inspection: Backhoes

Backhoes must be inspected before they are operated, every time it's operated. It's the law. A proper inspection protects the operator and those working nearby by ensuring that the equipment is mechanically safe. This program reviews how to perform a thorough and accurate pre-shift inspection.



Wheel Loader: Safe Operating Techniques

Because wheel loaders operate in so many different applications it is nearly impossible for operators to have experience in all of them. This program presents a wide variety of machine brands and includes such topics as correct operation on hills and rough terrain, side hill work dangers, slip or tip recovery, as well as the dynamics of rollover accidents and night operations, buried utilities, and dozens other real-world operating situations.

4408

Categories: Construction, Equipment Specific Videos

Length: 10 minutes

© 1992

4401

Categories: Construction, Equipment Specific Videos

Length: 10 minutes

© 1992

4092

Categories: Construction, Equipment Specific Videos

Length: 35 minutes

© 2005

3258

Categories: Construction, Equipment Specific Videos

Length: 8 minutes

© 2004

3543

Categories: Utility Safety, Equipment Specific Videos, Construction

Length: 15 minutes

© 2006

4097

Categories: Equipment Specific Videos, Construction

Length: 22 minutes

© 2005



Tips From the Pros: Crawler Excavator

Are you looking for training to help your existing operators improve their performance, to increase your team's productivity? This video is part of a popular series called "Tips from the Pros," a research-based initiative involving qualified operators from a broad range of backgrounds and experiences to expose your team to best practices. Filmed under the guidance of professional operators, this program provides a quick review of the basics and offers valuable operating tips and techniques to get more productivity from your equipment.



Tips From the Pros: Crawler Dozer

Are you looking for training to help your existing operators improve their performance, to increase your team's productivity? This video is part of a popular series called "Tips from the Pros," a research-based initiative involving qualified operators from a broad range of backgrounds and experiences to expose your team to best practices. Filmed under the guidance of professional operators, this program provides a quick review of the basics and offers valuable operating tips and techniques to get more productivity from your equipment.



Tips From the Pros: Backhoe Loader

Are you looking for training to help your existing operators improve their performance, to increase your team's productivity? This video is part of a popular series called "Tips from the Pros," a research-based initiative involving qualified operators from a broad range of backgrounds and experiences to expose your team to best practices. Filmed under the guidance of professional operators, this program provides a quick review of the basics and offers valuable operating tips and techniques to get more productivity from your equipment.



Telehandlers: Safe Operation

The telehandler is a versatile piece of equipment found on most every job site. These unique machines can lift up to 1,000 loads and extend outwards 30 to 40 feet. Because of the size and power of this machine the safety and training of for this equipment is very important.



Tips from the Pros: Wheel Loader

Are you looking for training to help your existing operators improve their performance, to increase your team's productivity? This video is part of a popular series called "Tips from the Pros," a research-based initiative involving qualified operators from a broad range of backgrounds and experiences to expose your team to best practices. Filmed under the guidance of professional operators, this program provides a quick review of the basics and offers valuable operating tips and techniques to get more productivity from your equipment.

The topics include: inspecting the machine and the jobsite, planning the job, machine adjustments, material handling techniques, and trench back-filling techniques.

4096

Categories: Equipment Specific Videos, Construction

Length: 26 minutes

© 2005

4095

Categories: Equipment Specific Videos, Construction

Length: 19 minutes

© 2005

4094

Categories: Equipment Specific Videos, Construction

Length: 17 minutes

© 2005

4033

Categories: Equipment Specific Videos, Construction

Length: 12 minutes

© 2010

4018

Categories: Equipment Specific Videos, Construction

Length: 24 minutes

© 2005



Hand and Power Tool Safety in Construction Environments ^{ES}

Most people have injured themselves with a tool at least once in their lives. In fact learning to use some tools seems to require a little pain. Unfortunately, tool accidents result in thousands of serious injuries and hundreds of deaths each year. Most of which could have been avoided by simply handling tools safely. To avoid these types of accidents employees need to know how to handle their tools safely. But this can be a difficult task since every tool has its own unique set of hazards. This video shows how accidents can be significantly reduced by applying good general safety rules, and reviews what hazards are associated with the specific types of tools we use.

Topics include: tool hazards, tool maintenance, inspecting power tools, protecting yourself and others from hazards.



Dump Truck Safety

Dump trucks are complicated and expensive pieces of equipment where untrained drivers and operators can certainly be a liability. This video covers pre-startup procedures, brake systems, dumping techniques, and general safety while operating the unit.



Reach Truck Safety ^{ES}

Reach trucks, also known as narrow aisle trucks, are designed to operate in warehouses with narrow aisles. These trucks have some things in common with standard sit down forklifts, but also have some unique features that need to be taken into account in order to operate safely. This program covers pre-shift inspections, load capacities, basic safe operating procedures, turning and lifting, and engineering principles.



Bucket Truck Safety

Bucket Trucks are great tools used in a broad range of industries for a variety of uses. They allow workers to reach places they could not normally reach and do jobs they could not normally do alone. But there are dangers workers may face, and that's what this program is all about.

Topics include: the hazards associated with bucket trucks, and steps that can be taken to help minimize risk to keep your employees safe, as well as those working around them.



Operating Order Selectors Safely (Concise)

Order selectors, sometimes called order pickers, allow us to move materials, supplies, and merchandise to and from storage areas more efficiently than ever before. Like all other powered industrial trucks, they can be extremely hazardous if safe work practices are not followed. This program examines some common hazards posed by the operation of order selectors, and how to control these hazards through safe operating practices.



Operating Reach Trucks Safely (Concise) ^{ES}

Reach trucks are a critical part of many material handling operations, as they can move loads of material smoothly and efficiently in areas too tight for traditional forklifts. As useful, powerful, and critical as they have become, reach trucks can also be dangerous when operated in an unsafe manner. This program discusses common hazards presented by the operation of reach trucks, and how to control those hazards through safe operating techniques.

3981

Categories: Equipment Specific Videos, Construction

Length: 17 minutes

© 2018

3513

Categories: Equipment Specific Videos, Construction, Driving Safety

Length: 8 minutes

© 2018

4204

Categories: Equipment Specific Videos, Forklift Safety, Materials Handling

Length: 15 minutes

© 2019

3863

Categories: Equipment Specific Videos, Utility Safety

Length: 13 minutes

© 2008

3963

Categories: Equipment Specific Videos, Materials Handling, Forklift Safety

Length: 9 minutes

© 2005

3962

Categories: Equipment Specific Videos, Materials Handling, Forklift Safety

Length: 9 minutes

© 2005



Operating Reach Trucks Safely ^{ES}

Reach trucks are a critical part of many material handling operations, as they can move loads of material smoothly and efficiently in areas too tight for traditional forklifts. As useful, powerful, and critical as they have become, reach trucks can also be dangerous when operated in an unsafe manner. This program discusses common hazards presented by the operation of reach trucks, and how to control those hazards through safe operating techniques.



Operating Electric Pallet Jacks Safely (Concise) ^{ES}

Electric pallet jacks, often called pallet trucks, are designed for lifting and transporting palletized materials over relatively short distances. They come in many different types and styles and are vital to daily operations in today's industry. Even though they seem simple to use, they can be very dangerous when used by an untrained operator or in an unsafe manner. This program discusses how to safely operate electric-powered pallet jacks so operators can deliver their loads while avoiding injury and property damage.



Operating Order Selectors Safely ^{ES}

Order selectors, sometimes called order pickers, allow us to move materials, supplies and merchandise to and from storage areas more efficiently than ever before. Like all other powered industrial trucks, they can be extremely hazardous if safe work practices are not followed. This program examines some common hazards posed by the operation of order selectors and how to control these hazards through safe operating practices.



Operating Electric Pallet Jacks Safely ^{ES}

Electric pallet jacks, often called pallet trucks, are designed for lifting and transporting palletized materials over relatively short distances. They come in many different types and styles and are vital to daily operations in today's industry. Even though they seem simple to use, they can be very dangerous when used by an untrained operator or in an unsafe manner. This program discusses how to safely operate electric-powered pallet jacks so operators can deliver their loads while avoiding injury and property damage.



Order Picker Safety

This program meets OSHA's revised standard, which calls for equipment-specific training. Commonly used in a warehouse setting, this piece of equipment involves a unique hazard due to its high center of gravity and potential for employee falls when in an elevated position.

Topics include: how to operate truck, performing proper inspections, fall protection, and evaluating operator skill level.



Ski Area: Safe Operation of Snowmobiles

Snowmobiles are versatile machines in use at just about every winter resort. They are also potentially dangerous, especially when operated near skiers, regardless of experience level. This video takes a look at some basic safe operating procedures and provides some common sense tips about how to prevent accidents and injuries.

3663

Categories: Equipment Specific Videos, Materials Handling, Forklift Safety

Length: 18 minutes

© 2005

3661

Categories: Equipment Specific Videos, Materials Handling, Forklift Safety

Length: 11 minutes

© 2005

3440

Categories: Equipment Specific Videos, Materials Handling, Forklift Safety

Length: 15 minutes

© 2005

3380

Categories: Equipment Specific Videos, Materials Handling, Forklift Safety

Length: 15 minutes

© 2005

3347

Categories: Equipment Specific Videos, Materials Handling, Forklift Safety

Length: 9 minutes

© 2006

4988

Categories: Equipment Specific Videos, Ski Area Safety

Length: 8 minutes

© 2018



Snowplow Safety

This program discusses how the safely operate snowplows so operators can safely complete their tasks. Although they seem easy to use, they can be very dangerous when used by untrained drivers.

Topics include: pre-operational inspection; obeying local, state, and federal laws; marking and flagging.



Tractor Safety – Agriculture

Tractor turnovers and other tractor-related accidents occur all too often in the agriculture industry. This program provides tractor operators with “safety basics,” including vehicle operation, pedestrian safety, safe tractor operation, machine guarding, and pre-inspection checklists.



Tips from the Pros: Snow Removal Techniques

Helps teach snow plowing on city streets, country roads, and interstates. Different types of snowplows/snow blowers shown in use on trucks, wheel loaders, and motor graders.

Topics include: pre-trip inspections and what to look for; suggested plowing techniques on interstate highways, two-lane country roads, and city streets; animation shows difficult plowing concepts on interstate on-off ramps and intersections; one-way plows; reversible plows; “V” plows; wing plows; special cutting edges for ice.



Motor Grader: Snow Plowing

Motor graders are excellent machines for moving snow. This video illustrates several techniques that can save time and improve efficiency while opening and widening roads.



Motor Grader: Operating Tips

This video is a collection of operating tips that you can use in your day-to-day operation including wheel lean, frame articulation, spreading windrows, and reducing duck-walking.



Motor Grader: New Construction

This program presents the following techniques that you can combine with your own experiences to get the job done better, faster, and safer.

Topics include: road building basics, working slopes, parking lots, cul-de-sacs, and spreading materials.

4940

Categories: Equipment Specific Videos, Utility Safety

Length: 10 minutes

© 2018

4356

Categories: Equipment Specific Videos, Agriculture

Length: 15 minutes

© 2013

4019

Categories: Winter / Holiday Safety, Equipment Specific Videos, Utility Safety

Length: 24 minutes

© 2005

4427

Categories: Utility Safety, Equipment Specific Videos

Length: 16 minutes

© 2003

4428

Categories: Utility Safety, Equipment Specific Videos

Length: 16 minutes

© 2003

4429

Categories: Utility Safety, Equipment Specific Videos

Length: 37 minutes

© 2003



Motor Grader: Road Maintenance

Nearly half of the roads in the U.S. are gravel. This program covers maintaining and blading gravel roads, pulling and cleaning ditches, clearing culverts, and maintaining shoulders.



Tractor Safety

This video outlines all the basic skills to safely operate a tractor.



Tractor Hand Signals

Hand signals to effectively communicate with tractor operators.



Safe Operation and Use of All-Terrain Vehicles (Concise)

All-terrain vehicles, popularly known as ATVs or four-wheelers, were originally designed for recreation, but many companies have found their mobility and adaptability to workplace applications ideal for use on their premises. While most people think of ATVs as mere toys, they are not toys. Riders must know and understand the basic safe operating skills needed to ride them safely. ATVs can be useful around the facility, but unsafe operation can lead to serious injury or even death. This video discusses the safe operating procedures that must be followed to avoid injuries while riding an all-terrain vehicle.



Safe Operation and Use of All-Terrain Vehicles

All-terrain vehicles, popularly known as ATVs or four-wheelers, were originally designed for recreation, but many companies have found their mobility and adaptability to workplace applications ideal for use on their premises. While most people think of ATVs as mere toys, they are not toys. Riders must know and understand the basic safe operating skills needed to ride them safely. ATVs can be useful around the facility, but unsafe operation can lead to serious injury or even death. This video discusses the safe operating procedures that must be followed to avoid injuries while riding an all-terrain vehicle.



Commercial Lawnmower Safety

Covers general safety rules when operating mowers, cutters, knives, trimmers, and weed eaters. Deals with proper procedures when handling chemicals and hazardous materials associated with this environment.

4430

Categories: Utility Safety, Equipment Specific Videos

Length: 33 minutes

© 2003

4983

Categories: Equipment Specific Videos, Agriculture

Length: 13 minutes

© 2018

4982

Categories: Equipment Specific Videos, Agriculture

Length: 4 minutes

© 2018

4839

Categories: Equipment Specific Videos, Driving Safety, Maintenance & Operations

Length: 8 minutes

© 2006

3232

Categories: Equipment Specific Videos, Driving Safety, Maintenance & Operations

Length: 14 minutes

© 2006

3458

Categories: Equipment Specific Videos, Property Management

Length: 15 minutes

© 2007



Baler Safety — Supermarket Series

Different types of balers may operate in slightly different ways. But they all have common safety hazards and safe operating procedures. This program is designed to train employees how to operate a baler safely.



Safe Conveyor Operation

Addresses some of the specific dangers encountered in working around conveyors as they are used in surface mining applications. Cautions about working on a moving conveyor.

Topics include: the dangers of uneven conveyor belt loading, inspection of structural components, conveyor guarding, dangers around bins and hoppers.



Haul Truck: Pre-Start Inspection

This program presents a logical approach to pre-shift walk around inspections along with the reasons specific things must be checked before the start of each shift.

Topics include: following a check list; metal fatigue and signs of cracks in critical components; hydraulic dumping mechanism; visual checks, operational system checks, and instrument checks; starting and audio signals prior to moving the machine.



Powered Haulage: Night Operations

This program is a dynamic 10-minute video highlighting the special dangers in operating mining equipment after dark to help miners improve safety in mines that are using powered haulage equipment in multiple-shift operations.



Haul Unit and Log Trailer Safety

With a focus on pre-operational inspection and safe operation, this video reminds new and experienced operators that it's easy to take safety for granted.

Topics include: yard traffic and debris, trailer tip-over, trailer connection and release, and changing conditions and seasons.



Electric Drive Haul Truck Safety

There are several important differences in handling and braking techniques between direct drive and electric drive trucks. This video is devoted to the safe operation of electric drive haul trucks in a wide variety of mine types and terrain situations.

Topics include: defensive driving, correct use of electric retarders, effects of road grade on speed, poor traction condition, truck reaction and operator response, and correct procedure at dump sites.



Log Yard Knuckle Boom Loader Safety

From sorting, stacking and decking to loading and unloading rail cars and trucks, this video reminds log yard knuckle boom loader operators that how they operate their rig affects both productivity and the safety of other personnel.

This videos includes pre-operation inspection, PPE, moving the equipment, work surfaces, load capacities and wet conditions, as well as 10 real-life tips to live by.

4054

Categories: Equipment Specific Videos, Supermarket Safety
Length: 7 minutes
© 2011

4412

Categories: Equipment Specific Videos, Mine Safety
Length: 12 minutes
© 1993

4438

Categories: Equipment Specific Videos, Mine Safety
Length: 10 minutes
© 2003

4441

Categories: Equipment Specific Videos, Mine Safety
Length: 10 minutes
© 2003

4447

Categories: Equipment Specific Videos, Log Yard
Length: 12 minutes
© 2003

4443

Categories: Driving Safety, Mine Safety, Equipment Specific Videos
Length: 28 minutes
© 2003

4440

Categories: Mine Safety, Log Yard, Equipment Specific Videos
Length: 19 minutes
© 2003



Log Yard: Grapple Front End Loader Safety

Stacking and decking logs with a grapple can lead to dangerous situations in wet or dry log yards. Knowing your machine is only part of maintaining a clean safety record. From loading and unloading rail cars to wet or uneven terrain, the need for safety never takes time off.


Topics include: pre-operational inspection; center of gravity, loading/unloading and binding trailers and rail cars; and safe operating tips.



Conveyor Maintenance Safety

This video covers the dangers of working on and around conveyors in an active aggregate operation. Reinforced by interviews with on-site supervisors at working aggregate plants.

Topics include: penalties for failure to enforce regulations, dangers of maintenance on a moving conveyor, lockout/tagout procedures for conveyors, shut down and re-start procedure following MSHA regulations, and new employee cautions and orientation.



Pre-Trip Inspection: Solid Waste Training

The trucks and equipment your company operates are great pieces of equipment. They're versatile. They're powerful. And, they have to be inspected. A proper inspection protects workers and those working around them by ensuring that the equipment they are using is mechanically safe. And that's what this video is all about — how to perform a thorough, consistent and accurate pre-shift inspection.



Knife Safety in the Workplace ES

While the blade of a knife may be sharp, it's not very bright. It cannot tell the difference between cutting work material or slicing a hand or finger. That's why your employees must stay sharp, always keeping their minds on safety when using industrial knives. This program discusses common industrial knife safety rules and explains why a deep cut or laceration to a worker's hand can be so damaging.



Knife Safety in the Workplace (Concise) ES

While the blade of a knife may be sharp, it's not very bright. It cannot tell the difference between cutting work material or slicing a hand or finger. That's why your employees must stay sharp, always keeping their minds on safety when using industrial knives. This program discusses common industrial knife safety rules and explains why a deep cut or laceration to a worker's hand can be so damaging.



Utility Knife Safety ES

The simple utility knife, often called a razor knife or box knife, is used in just about every home and workplace. These handy tools are very convenient and uncomplicated devices. Yet, they cause thousands of injuries every year ranging from simple knuckle nicks to life-changing injuries. This safety video covers the safe use of utility knives including the different types of knives that are available, techniques for cutting safely and how to change blades without getting injured.

4439

Categories: Mine Safety, Log Yard, Equipment Specific Videos
Length: 24 minutes
© 2003

4420

Categories: Mine Safety, Maintenance & Operations, Equipment Specific Videos
Length: 10 minutes
© 1993

3874

Categories: Solid Waste, Driving Safety, Equipment Specific Videos
Length: 9 minutes
© 2008

1435

Categories: Hand Safety, Equipment Specific Videos, Maintenance & Operations
Length: 16 minutes
© 2004

1587

Categories: Hand Safety, Equipment Specific Videos, Maintenance & Operations
Length: 10 minutes
© 2004

4785

Categories: Hand Safety, Equipment Specific Videos, Maintenance & Operations
Length: 9 minutes
© 2015

Ergonomics



To the Point About: Ergonomics ^{ES}

When parts of our bodies are subjected to awkward positions, we risk the development of musculoskeletal disorders (MSDs). Using proper work practice controls in both office and industrial settings can prevent these types of injuries. This program discusses how workers can use these controls to reduce, control or eliminate ergonomic risk factors.

Topics include: engineering and administrative controls, work practice controls for various body parts, how to lift and carry loads properly, and how and why to report symptoms of MSDs.



Understanding and Controlling Ergonomic Risk Factors ^{ES}

Ergonomics can be complicated, but this program provides a simple explanation all employees can understand. Ergonomic controls are used in almost all workplaces to prevent musculoskeletal disorders (MSDs), often called cumulative trauma disorders or repetitive stress injuries. Workers often ignore the signs and symptoms of these disorders until a chronic condition has developed and they often don't know the measures they can take to prevent them. That's the purpose of this program — to explain what ergonomics and musculoskeletal disorders are and the measures your organization takes to control ergonomic risk factors. More importantly, the program reviews work control practices that workers can follow to prevent musculoskeletal injuries and illnesses. It also features both office and industrial settings to illustrate important lessons about ergonomics.

Topics include: MSDs and their signs and symptoms, the Ergonomics Program, ergonomic controls, reporting MSD symptoms, work practice controls for various body parts, and lifting and carrying loads.



Understanding and Controlling Ergonomic Risk Factors (Concise) ^{ES}

Ergonomics can be complicated, but this program provides a simple explanation all employees can understand. Ergonomic controls are used in almost all workplaces to prevent musculoskeletal disorders (MSDs), often called cumulative trauma disorders or repetitive stress injuries. Workers often ignore the signs and symptoms of these disorders until a chronic condition has developed and they often don't know the measures they can take to prevent them. That's the purpose of this program — to explain what ergonomics and musculoskeletal disorders are and the measures your organization takes to control ergonomic risk factors. More importantly, the program reviews work control practices that workers can follow to prevent musculoskeletal injuries and illnesses. It also features both office and industrial settings to illustrate important lessons about ergonomics.

Topics include: MSDs and their signs and symptoms, the Ergonomics Program, ergonomic controls, reporting MSD symptoms, work practice controls for various body parts, and lifting and carrying loads.



Ergonomics Employee Training ^{ES}

This video focuses on the three main components of a successful ergonomics program: developing a knowledge of musculoskeletal disorders, reporting their signs, and symptoms and controlling ergonomic hazards.

Topics include: types of musculoskeletal disorders, importance of reporting MSD signs and symptoms, determining MSD incidents and risk factors, the purpose of the job hazard analysis, and the measures to be taken to control ergonomic hazards.

4824

Categories: Ergonomics, To the Point Series
Length: 12 minutes
© 2016

4731

Categories: Ergonomics
Length: 19 minutes
© 2015

4732

Categories: Ergonomics
Length: 10 minutes
© 2015

1120

Categories: Ergonomics
Length: 18 minutes
© 2001



Ergonomics Employee Training (Concise) ^{ES}

This video focuses on the three main components of a successful ergonomics program: developing a knowledge of musculoskeletal disorders, reporting their signs and symptoms, and controlling ergonomic hazards.

Topics include: types of musculoskeletal disorders, importance of reporting MSD signs and symptoms, determining MSD incidents and risk factors, the purpose of the job hazard analysis, and the measures to be taken to control ergonomic hazards.



Industrial Ergonomics

This video provides employees with the information they need to understand ergonomic hazards, recognize them in their workplace and know how to avoid them. The physical stresses and strains that industrial jobs can cause in the workers who perform them can lead to severe, even disabling, injuries over time. These ergonomic injuries, including carpal tunnel syndrome, tendinitis, and lower back pain, often result in missed work time, reduced productivity, and increased expenses.

Areas included in the program are: understanding ergonomic injuries, preventing hand and wrist problems, avoiding injuries to the arm and shoulder, taking care of the neck and back, how to lift safely.



Computer Workstation Safety

Computer Workstation Safety reviews the safe use of computers, and offers practical solutions to many potential problems. The posters in the kit remind employees to work safely and avoid injuries when using computers.

The video includes information on: organization of work materials, maintaining neutral positions, positioning the back and torso, avoiding and relieving eyestrain, avoiding and relieving muscle strain, tension and stress-reducing exercises.



Making It Fit: Improving Our Office Comfort

A desk, a chair, a phone, a monitor, a keyboard and a mouse are the standard working tools of millions of people. But these simple tools can take their toll when we don't fit the equipment to the physical needs of the office worker. This program covers ergonomics in the office environment and how to avoid the fatigue, strain, and stress that can result from the poor office setup.



Ergonomics for the Mobile Worker

When we work in a typical office, we have the advantage of ergonomically adjustable office equipment and furniture. But when we rely on laptops, tablets and smartphones in settings that range from coffee shops to hotel rooms to our kitchen table, we need to be aware of what we can do to create our own comfortable work environment. This program discusses posture and how it impacts the proper use of mobile office equipment, the special challenges it presents, and the importance of positioning and moving our bodies as we work.



Ergonomics: Adjusting Your Workstation and Postures

This safety video shows common postures that can cause or contribute to musculoskeletal disorders. The viewer is lead through a comprehensive and specific method of adjusting a workstation to maximize neutral postures and minimize pain, discomfort, and strain. This safety video also points out the multitude of other factors outside of the workplace that can contribute to musculoskeletal disorders. This encourages viewers to take steps to adopt neutral postures in all of their activities.

1529

Categories: Ergonomics
Length: 10 minutes
© 2001

4933

Categories: Ergonomics
Length: 14 minutes
© 2018

3177

Categories: Office Safety, Ergonomics
Length: 17 minutes
© 2015

4105

Categories: Ergonomics, Office Safety
Length: 15 minutes
© 2011

4106

Categories: Ergonomics
Length: 15 minutes
© 2011

4076

Categories: Ergonomics, Office Safety
Length: 14 minutes
© 2011



Office Ergonomics ^{ES}

This video program shows employees how to recognize ergonomic problems in an office environment, potential adverse effects “bad ergonomics” can have, and practical solutions they can use themselves to help deal with ergonomic problems in the office. The posters in the kit remind employees to work safely and avoid ergonomic injuries.

The videotape and employee booklets include information on: physiology of the body, parts of the body most effected, eyestrain, pragmatic preventative measures, correct use of office equipment, exercises, and stress release.



Office Ergonomics: You Can Learn A Lot from A Kid

This video program reminds office workers just how easy it is to slip into bad desk habits and offers simple fixes that are so easy that even a kid could do it. Using short conversational sketches with informational diagrams, this video is fun and informative.

Topics include: proper desk chair set up, mouse and keyboard alignment, monitor height, stretching and movement, micro-breaks, foot rests, headsets.



Laboratory Ergonomics

Many of the activities performed in a laboratory can exert stress and strain on muscles and joints, ultimately causing significant injuries. To work safely and maintain good ergonomic health, employees need to know how to avoid movements and work patterns that can be harmful. This training program discusses the need to set up work areas correctly, as well as how to minimize the strain of using laboratory equipment, tools, and instruments.

Areas covered in the program include: parts of the body most susceptible to ergonomic problems, arranging work areas to minimize stress and strain, working from “neutral” positions, most and least stressful types of body movements, proper lifting techniques, effective stretching exercises.

3188

Categories: Ergonomics,
Office Safety
Length: 17 minutes
© 2015

4753

Categories: Ergonomics,
Office Safety
Length: 9 minutes
© 2015

3412

Categories: Ergonomics,
Laboratory Safety
Length: 12 minutes
© 2006

Eye Safety



To the Point About: Preventing Eye Injuries ^{ES}

Dust, wood chips, nails, hazardous chemicals, radiant light, and countless other items can strike or enter the eye and cause injury. Taking proper precautions and wearing the appropriate protection against eye hazards can prevent eye injuries. This program provides an overview of your organization’s plan to protect your sight and points out how the use of various protective devices can prevent eye injuries.

Topics include: safety glasses, prescription and contact lenses, goggles and face shields, laser and welding protection, and basic eye safety precautions.

4828

Categories: Eye Safety,
To the Point Series
Length: 12 minutes
© 2016



Protecting Our Sight ^{ES}

Each and every day, our eyes provide the gateway that allows us to recognize and comprehend the world we work, live, and play in. Because our vision is so crucial to almost all aspects of our daily lives, it’s difficult to understand why we wouldn’t protect our eyes in every instance they are at risk from hazards; yet, over 2,000 workers in North America suffer some type of eye injury requiring medical treatment every day.

This program discusses the protective devices and precautions we can utilize to prevent such injuries while stressing the importance of assessing the hazards of each job task, and avoiding common pitfalls that often lead to these incidents.

Topics include: how the vision process works; types of eye injuries; employee responsibility to wear appropriate protection; use of safety glasses, safety goggles, and face shields; eye protection required for welding and laser operations; reducing lens fogging; cleaning and storage of protective devices; off-job safeguards; and proper response to eye injuries are also reviewed in the program.

4210

Categories: Eye Safety
Length: 19 minutes
© 2011



Protecting Our Sight (Concise) ^{ES}

Each and every day, our eyes provide the gateway that allows us to recognize and comprehend the world we work, live and play in. Because our vision is so crucial to almost all aspects of our daily lives, it’s difficult to understand why we wouldn’t protect our eyes in every instance they are at risk from hazards; yet, over 2,000 workers in North America suffer some type of eye injury requiring medical treatment every day.

This program discusses the protective devices and precautions we can utilize to prevent such injuries while stressing the importance of assessing the hazards of each job task, and avoiding common pitfalls that often lead to these incidents.

Topics include: how the vision process works; types of eye injuries; employee responsibility to wear appropriate protection; use of safety glasses, safety goggles, and face shields; eye protection required for welding and laser operations; reducing lens fogging; cleaning and storage of protective devices; off-job safeguards; and proper response to eye injuries are also reviewed in the program.

4211

Categories: Eye Safety
Length: 9 minutes
© 2011



High-Impact Eye Safety ^{ES}

This powerful safety video uses several eye injury re-creations to show your employees that eye protection will only save their eyesight if they wear it! After viewing, your employees will be motivated to wear proper protection in all situations where eyes are exposed to hazards.

Topics include: wearing proper protection for your job, prompt emergency care of eye injuries, use of eyewashes, and different types of protective devices.

1401

Categories: Eye Safety,
High-Impact
Length: 19 minutes
© 1994



High-Impact Eye Safety (Non-Graphic)

This powerful safety video uses several eye injury re-creations to show your employees that eye protection will only save their eyesight if they wear it! After viewing, your employees will be motivated to wear proper protection in all situations where eyes are exposed to hazards.

Topics include: wearing proper protection for your job, prompt emergency care of eye injuries, use of eyewashes, and different types of protective devices.



High-Impact Eye Safety (Concise)


This powerful safety video uses several eye injury re-creations to show your employees that eye protection will only save their eyesight if they wear it! After viewing, your employees will be motivated to wear proper protection in all situations where eyes are exposed to hazards.

Topics include: wearing proper protection for your job, prompt emergency care of eye injuries, use of eyewashes, and different types of protective devices.



Eye Safety

This video delivers important information on eye protection with a unique emphasis on personal responsibility. The viewer is provided with three steps to eye safety that are extremely easy to relate to and understand. Interviews with “real” people who would have lost their eyesight if they hadn’t been wearing eye protection provide powerful reinforcement for safe behavior.



Eye Safety (Concise)

This video delivers important information on eye protection with a unique emphasis on personal responsibility. The viewer is provided with three steps to eye safety that are extremely easy to relate to and understand. Interviews with “real” people who would have lost their eyesight if they hadn’t been wearing eye protection provide powerful reinforcement for safe behavior.



Don’t Be a Dummy About Eye Safety

In this video from our “Don’t Be a Dummy” series, our “dummies” make several visits to the nurse’s station after suffering severe eye injuries because they failed to wear proper eye protection. This video stresses the responsibility each individual has to wear the appropriate eyewear to protect his/her eyes from workplace hazards.

Topics include: flying particles and projectiles, types of eye protection, lens fogging, working with chemicals, and light and radiation hazards.



That’s Why You Wear Eye Protection

This safety video points out that even though employers require and provide eye protection in hazardous work areas, everyday there are more than 100 eye injuries in North America. It features a real life story that teaches many important lessons about eye safety. The person in the story, Jason, was doing a job that required goggles and a face shield. He forgot the face shield in his locker and didn’t use his goggles because they were scratched. After being sprayed with ammonia he couldn’t locate an eye wash station for 5 minutes until someone found him and helped him. He ended up losing his eyesight. We learn through Jason’s story about the importance of wearing the proper protection, taking care of the eye protection, being aware of eye wash stations, and responding to an eye injury.

1465

Categories: Eye Safety, High-Impact

Length: 19 minutes

© 1994

4072

Categories: Eye Safety, High-Impact

Length: 5 minutes

© 1994

3006

Categories: Eye Safety

Length: 10 minutes

© 2000

3383

Categories: Eye Safety

Length: 7 minutes

© 2006

3599

Categories: Eye Safety

Length: 14 minutes

© 2001

3253

Categories: Personal Protective Equipment, Eye Safety

Length: 16 minutes

© 2005



That’s Why You Wear Eye Protection (Concise)

This safety video points out that even though employers require and provide eye protection in hazardous work areas, everyday there are more than 100 eye injuries in North America. It features a real life story that teaches many important lessons about eye safety. The person in the story, Jason, was doing a job that required goggles and a face shield. He forgot the face shield in his locker and didn’t use his goggles because they were scratched. After being sprayed with ammonia he couldn’t locate an eye wash station for 5 minutes until someone found him and helped him. He ended up losing his eyesight. We learn through Jason’s story about the importance of wearing the proper protection, taking care of the eye protection, being aware of eye wash stations, and responding to an eye injury.



Eye Injury Prevention (Concise)

When an eye injury occurs, it’s too late to realize the value of wearing eye protection devices. This program stresses to viewers the responsibility each employee has to wear the appropriate eyewear to protect his or her eyes from workplace hazards.

Topics include: flying particles and projectiles, types of protective devices, and responding to eye injuries.



Safety Showers and Eye Washes in the Laboratory

Employees may never need a safety shower or an eye wash, but if they do, knowing where they are located, and the proper procedures for using them, can prevent serious injury or possibly even save a life.

This video reviews the correct ways to use this equipment, and emphasizes the need for quick action after a chemical splash or spill in a laboratory.

Topics include: getting to eye washes and safety showers in an emergency, operating showers and eye washes, exposure to corrosive substances, testing eye wash and shower equipment, using showers and eye washes properly.

1604

Categories: Personal Protective Equipment, Eye Safety

Length: 9 minutes

© 2005

1521

Categories: Eye Safety

Length: 7 minutes

© 2001

5015

Categories: Eye Safety, Chemical Safety, Laboratory Safety

Length: 10 minutes

© 2014

Fall Protection / Prevention



Cal/OSHA Preventing Slips, Trips, and Falls ES

Our workplace is full of hazards, hazards that can hurt us or kill us. Controlling these hazards and preventing injuries is the purpose of our program. Workplace falls are a leading cause of injury and even a small fall can have very serious consequences. Knowing how to fix and prevent fall hazards is the first step in ensuring you have a safer work environment.

Topics include: common causes of slip hazards, how to safely work around potential trip hazards, how friction and momentum aid in keeping us balanced, and the ways you can help with the correct training and PPE to prevent slips, trips, and falls.



Fall Hazards in Construction ES

Fall Hazards are one of the leading causes of injuries and fatalities in construction. Most fall-related injuries and deaths in construction result from falls from height. The three major sources of falls from height include: roofs; unprotected edges, holes, and openings; improper scaffold construction; and the unsafe use of portable ladders.

This program includes: the use of guardrails, personal fall arrest systems, scaffolding, and the safe use of ladders.



Personal Fall Arrest Systems ES

Performing work on an elevated surface is inherently dangerous due to the risk of falling. When proper guardrails or other means of fall protection are not installed, a personal fall arrest system is usually required. A personal fall arrest system, consisting of a full body harness, a connecting device and anchor point, is designed to reduce the amount of force exerted on a worker during a fall and to prevent the falling worker from striking a lower level or hitting the ground below. Various OSHA standards require an employer to ensure that each employee is trained in the proper use of a fall arrest system before he or she uses the equipment. That's the purpose of this program — to discuss the proper selection, inspection, and usage of fall arrest components, as well as the total fall distance calculation and the rescue plan for retrieving fallen workers.



Personal Fall Arrest Systems Overview

Performing work on an elevated surface is inherently dangerous due to the risk of falling. When proper guardrails or other means of fall protection are not installed, a personal fall arrest system is usually required. A personal fall arrest system, consisting of a full body harness, a connecting device and anchor point, is designed to reduce the amount of force exerted on a worker during a fall, and prevent the falling worker from striking a lower level or hitting the ground below. Various OSHA standards require an employer to ensure that each employee is trained in the proper use of a fall arrest system before he or she uses the equipment. As part of such training, this program provides an overview of the basic principles that apply to the usage of personal fall arrests systems.

Other topics include: calculating the total fall distance, self-retracting lifelines, the rescue plan, and practicing “100% tie-off.”

5284

Categories: Cal OSHA, Fall Protection / Prevention

Length: 12 minutes

© 2021

5250

Categories: Construction, Fall Protection / Prevention, Microlearning

Length: 3 minutes 18 seconds

© 2021

This program is a microlearning.

5189

Categories: Fall Protection / Prevention

Length: 12 minutes

© 2020

5190

Categories: Fall Protection / Prevention

Length: 2 minutes 35 seconds

© 2020

This program is a microlearning.



The Full Body Harness

Performing work on an elevated surface is inherently dangerous due to the risk of falling. When proper guardrails or other means of fall protection are not installed, a personal fall arrest system is usually required. A personal fall arrest system, consisting of a full body harness, a connecting device and anchor point, is designed to reduce the amount of force exerted on a worker during a fall and to prevent the falling worker from striking a lower level or hitting the ground below. Various OSHA standards require an employer to ensure that each employee is trained in the proper use of a fall arrest system before he or she uses the equipment. As part of such training, this program explains how to properly don a full body harness to ensure it has a snug, secure fit.



The Connecting Device

Performing work on an elevated surface is inherently dangerous due to the risk of falling. When proper guardrails or other means of fall protection are not installed, a personal fall arrest system is usually required. A personal fall arrest system, consisting of a full body harness, a connecting device and anchor point, is designed to reduce the amount of force exerted on a worker during a fall and to prevent the falling worker from striking a lower level or hitting the ground below. Various OSHA standards require an employer to ensure that each employee is trained in the proper use of a fall arrest system before he or she uses the equipment. As part of such training, this program provides an overview of the types of connecting devices available and how they work to arrest falls.

Topics include: various types of lanyards, double-locking snap hooks, shock absorbers, and fall-limiting devices.



The Anchor Point

Performing work on an elevated surface is inherently dangerous due to the risk of falling. When proper guardrails or other means of fall protection are not installed, a personal fall arrest system is usually required. A personal fall arrest system, consisting of a full-body harness, a connecting device, and anchor point, is designed to reduce the amount of force exerted on a worker during a fall, and prevent the falling worker from striking a lower level or hitting the ground below. Various OSHA standards require an employer to ensure that each employee is trained in the proper use of a fall arrest system before he or she uses the equipment. As part of such training, this program reviews the use of anchor points in personal fall arrest systems, including the importance of selecting an approved anchor point and connecting to it properly.



Inspection of the Harness and Connecting Device

Performing work on an elevated surface is inherently dangerous due to the risk of falling. When proper guardrails or other means of fall protection are not installed, a personal fall arrest system is usually required. A personal fall arrest system, consisting of a full-body harness, a connecting device, and anchor point, is designed to reduce the amount of force exerted on a worker during a fall, and prevent the falling worker from striking a lower level or hitting the ground below. Various OSHA standards require an employer to ensure that each employee is trained in the proper use of a fall arrest system before he or she uses the equipment. As part of such training, this program explains what to look for when inspecting a full-body harness and connective device.

5191

Categories: Fall Protection / Prevention

Length: 1 minute 17 seconds

© 2020

This program is a microlearning.

5192

Categories: Fall Protection / Prevention

Length: 2 minutes 90 seconds

© 2020

This program is a microlearning.

5193

Categories: Fall Protection / Prevention

Length: 2 minutes 50 seconds

© 2020

This program is a microlearning.

5194

Categories: Fall Protection / Prevention

Length: 59 seconds

© 2020

This program is a microlearning.



The Total Fall Distance Calculation 🕒

Performing work on an elevated surface is inherently dangerous due to the risk of falling. When proper guardrails or other means of fall protection are not installed, a personal fall arrest system is usually required. A personal fall arrest system, consisting of a full body harness, a connecting device, and anchor point, is designed to reduce the amount of force exerted on a worker during a fall, and prevent the falling worker from striking a lower level or hitting the ground below. Various OSHA standards require an employer to ensure that each employee is trained in the proper use of a fall arrest system before he or she uses the equipment. As part of such training, this program explains how to calculate the total fall distance that is critical when determining the necessary height of an anchor point, and for selecting an appropriate connecting device.



The Rescue Plan 🕒

Performing work on an elevated surface is inherently dangerous due to the risk of falling. When proper guardrails or other means of fall protection are not installed, a personal fall arrest system is usually required. A personal fall arrest system, consisting of a full-body harness, a connecting device and anchor point, is designed to reduce the amount of force exerted on a worker during a fall, and prevent the falling worker from striking a lower level or hitting the ground below. Various OSHA standards require an employer to ensure that each employee is trained in the proper use of a fall arrest system before he or she uses the equipment. As part of such training, this program provides an overview of the rescue plan for safely retrieving a fallen worker.



To the Point About: Personal Fall Arrest Systems 🗣️

Work above ground comes with increased risk because of the possibility of a fall. While your organization maintains railing on commonly used elevated work areas, workers must sometimes venture beyond this protection. When this is the case, a personal fall arrest system is required. This program reviews the proper selection and use of fall arrest equipment. **Topics include:** the three components of a personal fall arrest system, calculating total fall distance, safe use of self-retracting lifelines, using fall arrest equipment 100% of the time, and survival and rescue after a fall event.



Surviving The Fall: The Proper Use of Your Personal Fall Arrest System 🗣️

Falling just a short distance can generate huge forces and cause injury, even if you don't hit the ground. The proper use of fall protection equipment reduces these forces and prevents injuries. In this program, viewers will see fall protection equipment deployed in actual fall events and learn the proper selection and use of these devices. In addition to safe work practices, such as 100% tie-off techniques, emphasis is placed on having a rescue plan in place should a fall occur. **Topics include:** selecting an anchor point, inspecting the harness and lanyard, proper calculation of fall distance, specialized connection devices, and the pros and cons of lanyards vs. retractable lifelines.



Surviving The Fall: The Proper Use of Your Personal Fall Arrest System (Concise) 🗣️

Falling just a short distance can generate huge forces and cause injury, even if you don't hit the ground. The proper use of fall protection equipment reduces these forces and prevents injuries. In this program, viewers will see fall protection equipment deployed in actual fall events and learn the proper selection and use of these devices. In addition to safe work practices, such as 100% tie-off techniques, emphasis is placed on having a rescue plan in place should a fall occur. **Topics include:** selecting an anchor point, inspecting the harness and lanyard, proper calculation of fall distance, specialized connection devices, and the pros and cons of lanyards vs. retractable lifelines.

5195

Categories: Fall Protection / Prevention
Length: 1 minute 31 seconds
© 2020

🕒 This program is a microlearning.

5196

Categories: Fall Protection / Prevention
Length: 1 minute 39 seconds
© 2020

🕒 This program is a microlearning.

4825

Categories: Fall Protection / Prevention, To the Point Series
Length: 12 minutes
© 2016

4241

Categories: Fall Protection / Prevention
Length: 20 minutes
© 2012

4242

Categories: Fall Protection / Prevention
Length: 10 minutes
© 2012



The ABCs of Your Personal Fall Arrest System (Concise) 🗣️

Whether you use a personal fall arrest system every day or only once in your lifetime, one thing is for certain: the system won't do any good unless it is used correctly! This video shows viewers how to properly select and use personal fall arrest systems so they can work safely above ground. **Topics include:** forces involved in falls, components of a fall arrest system, inspection of the equipment, calculating fall distance, selection of an appropriate connecting device, the importance of choosing a legal tie-off point.

1563

Categories: Fall Protection / Prevention
Length: 10 minutes
© 2002

1701

Categories: Fall Protection / Prevention, High-Impact
Length: 19 minutes
© 1997

3890

Categories: Fall Protection / Prevention, High-Impact
Length: 7 minutes
© 1997

3096

Categories: Fall Protection / Prevention
Length: 12 minutes
© 2016

4779

Categories: Fall Protection / Prevention, Construction
Length: 20 minutes
© 2015

5199

Categories: Construction, Fall Protection / Prevention
Length: 11 minutes
© 2020



High-Impact Fall Prevention 🗣️

The ten accidents re-created in this video will show employees that short cuts and other common safety mistakes can lead to painful and sometimes fatal falls. Ladder safety, housekeeping, aerial lifts, fall arrest systems, proper footwear, recognizing hazards, and other topics related to fall prevention are also featured in the program.



High-Impact Fall Prevention (Concise)

The 10 accidents re-created in this video will show employees that short cuts and other common safety mistakes can lead to painful and sometimes fatal falls. Ladder safety, housekeeping, aerial lifts, fall arrest systems, proper footwear, recognizing hazards and other topics related to fall prevention are also featured in the program.



Fall Protection 🗣️

Fall Protection provides the information employees need to work safely when they are off the ground, and satisfies the major training requirements in the OSHA Standard on Fall Protection.



Construction Fall Protection We All Win 🗣️

This safety video covers the information that workers need to keep themselves safe while working at heights. The presentation can be used to educate both new and experienced workers. **Topics include:** introduction to fall protection, fall prevention systems, personal fall arrest systems, using personal fall arrest systems, and rescue.



Fall Hazards: One of Construction's Fatal Four 🗣️

This program reviews the safeguards employees must follow to control the common fall hazards that are often present when working above ground level. OSHA classifies falls into two different categories: falls from height and falls on the same level. Construction workers have an increased risk of both types of fall hazards, but the one that results in more construction-related fatalities are falls from height. The three major sources of falls from height in the construction industry include roofs, unprotected edges, holes and openings, improper scaffold construction and the unsafe use of portable ladders. **Topics include:** common fall hazards, guardrail use, personal fall arrest systems, fall protection requirements for scaffolding, and basic portable ladder safety precautions.



Slips, Trips and Falls in Construction Environments ES

Slips, trips and falls are involved in most workplace accidents. They cause 17% of disabling occupational injuries and 15% of on-the-job fatalities, but slips, trips and falls can be prevented. To help prevent them, construction workers need to understand the mechanics of slips, trips and falls, the types of hazards that lead to them and the safe practices and equipment that they can use to stay safely on their feet. They should also know how to reduce their chance of injury if they do fall and what they can do to help a co-worker who has fallen and is injured. This program reminds employees about the hazards of slips, trips and falls and explains in detail what they can do to avoid them.

Topics include: our center of gravity, three types of walking surfaces, how slips, trips and falls occur, good housekeeping and maintenance, wearing proper footwear and how to respond to a fall properly.



Walking and Working Surfaces in Construction Environments ES

This safety training video identifies the hazards of different surfaces and provides the practical information and specific procedures employees need to help prevent slips, trips and falls in and around all types of construction sites. It's easy to take the surfaces we walk and work on for granted, but that would be a big mistake. We depend on these surfaces to provide the support we need to position ourselves properly, use our muscles efficiently, keep our balance and do our work safely. Yet slips, trips and falls continue to make up the majority of on-the-job accidents. They cause almost 2% of disabling occupational injuries, and thousands of fatalities every year. And most of these accidents could have been prevented.

Areas that are covered include: the fundamentals of safe surfaces, walkways and floors, stairs and fixed ladders, scaffolding, and more.



Roof Top Safety

A roof top can be a very challenging and dangerous work environment. Working on roof tops requires specialized types of fall protection. This program outlines what types of fall protection are required and when, and the steps workers must take to comply with regulations and work in a safe manner.

Types of fall protection discussed include: guardrails/parapet walls; fall restraint system; personal fall arrest system and warning line systems; procedures for safe work around floor openings and skylights; standard operating procedures for controlled descent work.



You Don't Have to Fall From a Great Height to Be Hurt 🔊

Falling off a stepladder while putting the Christmas lights can be just as dangerous or lethal as falling from a ten-story construction crane. Take precaution from any height. Presented by Martin Lesperance.



Tower Safety and Rescue

Working on towers is demanding and dangerous. This video offers training to help take the danger out of the equation. Video covers a comprehensive list of topics ranging from pre-work inspection to ascending and maneuvering on the tower. Special emphasis is placed on proper fall protection equipment and procedures. This program also details safe, proper rescue procedures for someone injured or otherwise in need of help on the tower. A great video for new or experienced tower workers.

5074

Categories: Fall Protection / Prevention, Construction
Length: 18 minutes
© 2019

4786

Categories: Fall Protection / Prevention, Construction
Length: 17 minutes
© 2015

4310

Categories: Construction, Fall Protection
Length: 8 minutes
© 2013

4901

Categories: Fall Protection / Prevention, Meeting Openers, Martin Lesperance
Length: 3 minutes
© 2010

🔊 This program is a microlearning.

4311

Categories: Fall Protection / Prevention
Length: 13 minutes
© 2013



Understanding and Preventing Slips, Trips, and Falls 🔊

The statistics related to slips, trips and falls in the workplace are staggering — nearly 16 million fall injuries occur each year. These mishaps are the second leading cause of fatalities on the job and the third leading cause of employee disability. To help prevent fall injuries at your facility, your organization provides training on the common factors and hazards that contribute to falling and the safe work practices that should be followed to control them. That's the purpose of this program — to provide viewers with a basic understanding of how and why slips, trips, and falls occur in the workplace and the precautions we all can take to prevent these incidents.

Topics include: factors in maintaining balance and stability, selecting proper footwear, understanding and preventing slips and trips, unsafe acts that contribute to falls, and safe work practices to prevent falls.



Understanding and Preventing Slips, Trips and Falls Overview 🔊

The statistics related to slips, trips and falls in the workplace are staggering — nearly 16 million fall injuries occur each year. These mishaps are the second leading cause of fatalities on the job and the third leading cause of employee disability. To help prevent fall injuries at your facility, your organization provides training on the common factors and hazards that contribute to falling and the safe work practices that should be followed to control them. As part of such training, this program provides an overview of common slip and trip hazards, basic safe work practices that help prevent falls, and factors that affect our balance and stability.

Topics include: slip and trip causes and hazards, safe work practices that help prevent falls, friction, our center of gravity, and momentum.



Factors in Maintaining Balance and Stability 🔊

The statistics related to slips, trips and falls in the workplace are staggering — nearly 16 million fall injuries occur each year. These mishaps are the second leading cause of fatalities on the job and the third leading cause of employee disability. To help prevent fall injuries at your facility, your organization provides training on the common factors and hazards that contribute to falling, and the safe work practices that should be followed to control them. As part of such training, this program explains the various factors that affect a person's balance and stability.

Topics include: the center of gravity, friction, and momentum.



Selecting Proper Footwear 🔊

The statistics related to slips, trips and falls in the workplace are staggering — nearly 16 million fall injuries occur each year. These mishaps are the second leading cause of fatalities on the job and the third leading cause of employee disability. To help prevent fall injuries at your facility, your organization provides training on the common factors and hazards that contribute to falling, and the safe work practices that should be followed to control them. As part of such training, this program stresses the importance of wearing the proper footwear for your work environment, and what to look for when inspecting the condition of your shoes.



Understanding and Preventing Slips 🔊

The statistics related to slips, trips and falls in the workplace are staggering — nearly 16 million fall injuries occur each year. These mishaps are the second leading cause of fatalities on the job and the third leading cause of employee disability. To help prevent fall injuries at your facility, your organization provides training on the common factors and hazards that contribute to falling, and the safe work practices that should be followed to control them. As part of such training, this program discusses common workplace slip hazards and the precautions that should be followed to avoid them.

5171

Categories: Fall Protection / Prevention
Length: 12 minutes
© 2020

🔊 This program is a microlearning.

5172

Categories: Fall Protection / Prevention
Length: 2 minutes 34 seconds
© 2020

🔊 This program is a microlearning.

5173

Categories: Fall Protection / Prevention
Length: 2 minutes 18 seconds
© 2020

🔊 This program is a microlearning.

5174

Categories: Fall Protection / Prevention
Length: 1 minute 12 seconds
© 2020

🔊 This program is a microlearning.

5175

Categories: Fall Protection / Prevention
Length: 1 minute 28 seconds
© 2020

🔊 This program is a microlearning.



Understanding and Preventing Trips ES 🕒

The statistics related to slips, trips and falls in the workplace are staggering — nearly 16 million fall injuries occur each year. These mishaps are the second leading cause of fatalities on the job and the third leading cause of employee disability. To help prevent fall injuries at your facility, your organization provides training on the common factors and hazards that contribute to falling, and the safe work practices that should be followed to control them. As part of such training, this program reviews good housekeeping practices that are critical in preventing trips, what to do when discovering a tripping hazard, and how to avoid tripping hazards while walking.




Unsafe Acts That Contribute to Falls 🕒

The statistics related to slips, trips and falls in the workplace are staggering — nearly 16 million fall injuries occur each year. These mishaps are the second leading cause of fatalities on the job and the third leading cause of employee disability. To help prevent fall injuries at your facility, your organization provides training on the common factors and hazards that contribute to falling, and the safe work practices that should be followed to control them. As part of such training, this program discusses distraction and other unsafe acts committed by employees that contribute to falls.



Safe Work Practices to Prevent Falls 🕒

The statistics related to slips, trips and falls in the workplace are staggering — nearly 16 million fall injuries occur each year. These mishaps are the second leading cause of fatalities on the job and the third leading cause of employee disability. To help prevent fall injuries at your facility, your organization provides training on the common factors and hazards that contribute to falling, and the safe work practices that should be followed to control them. As part of such training, this program discusses the safe work practices employees can follow to reduce the risk of falling.



OSHA 10 Hour Training For General Industry: Walking and Working Surfaces

Falls from heights and same level falls onto walking or working surfaces are among the leading causes of serious work-related injuries and deaths. To ensure workers are provided with safe working and traveling surfaces, OSHA has developed its regulation, 29 CFR 1910 Subpart D, titled “Walking and Working Surfaces.” This rule affects a wide range of workers, and those employees covered by the regulation must be trained in the nature of the fall hazards in their work area, how to recognize them, and the procedures to be followed to minimize those hazards.

This program explains nature of the fall hazards in the workplace, how to recognize them, and the procedures that must be followed to minimize those hazards.

Other topics include: definitions and requirements of the OSHA regulation, personal fall arrest systems, ladder safety, climbing and descending stairs, scaffolding, safety housekeeping, and slip and trip hazards.



Walking and Working Surfaces Comprehensive Training ES

Slips, trips and falls continue to make up the majority of on-the-job accidents. They cause almost 20% of disabling occupational injuries and thousands of fatalities every year. And most of these accidents could have been prevented. That’s why the Occupational Health and Safety Administration (OSHA) developed regulations focusing specifically on “walking and working surfaces.” The principles and practices behind these rules can help workers get the job done and avoid the hazards of slips, trips, and falls.

This program reminds employees that if they understand the slip, trip, and fall hazards associated with walking and working surfaces in their workplace, they can take action to avoid them.



Walking and Working Surfaces Comprehensive Training (Concise) ES

Slips, trips and falls continue to make up the majority of on-the-job accidents. They cause almost 20% of disabling occupational injuries and thousands of fatalities every year. And most of these accidents could have been prevented. That’s why the Occupational Health and Safety Administration (OSHA) developed regulations focusing specifically on “walking and working surfaces.” The principles and practices behind these rules can help workers get the job done and avoid the hazards of slips, trips, and falls.

This program reminds employees that if they understand the slip, trip, and fall hazards associated with walking and working surfaces in their workplace, they can take action to avoid them.



To the Point About: Preventing Slips, Trips, and Falls ES

Workplace falls are a leading cause of injury and even a small fall can have very serious consequences. Identifying and correcting fall hazards combined with paying close attention to our paths of travel can prevent these injuries and save lives. This program outlines the common safe work practices workers can follow to prevent slips, trips, and falls.

Topics include: the effects of gravity, friction, and momentum, wearing proper footwear and preventing slips and trips.



To the Point About: Personal Fall Arrest Systems — Canada

Canadian Version

Work above ground comes with increased risk because of the possibility of a fall. While your organization maintains railing on commonly-used elevated work areas, workers must sometimes venture beyond this protection. When this is the case, a personal fall arrest system is required. This program reviews the proper selection and use of fall arrest equipment.

Topics include: the three components of a personal fall arrest system, calculating total fall distance, safe use of self-retracting lifelines, using fall arrest equipment 100% of the time, and survival and rescue after a fall event.



Fall Factors: Understanding and Preventing Slips, Trips, and Falls ES

Slips, trips, and falls result in more than 15 million workplace injuries each year; and unfortunately, injuries related to falls are the second leading cause of on-the-job fatalities. Falls are also the third leading cause of disability among employees. The good news is that these mishaps can be prevented. By understanding how “fall factors” such as balance, gravity, friction, and momentum contribute to these incidents, we can take preventative measures to prevent falls. That’s the purpose of this program — to prevent fall-related incidents by providing viewers with an understanding of the factors involved in every fall, as well as the common hazards and unsafe actions that make a fall much more likely. Also reviewed are the techniques and safe work practices that we can use to control the factors that contribute to slip, trips, and falls.

5176

Categories: Fall Protection / Prevention

Length: 1 minute 11 seconds

© 2020

This program is a microlearning.

5177

Categories: Fall Protection / Prevention

Length: 1 minute 41 seconds

© 2020

This program is a microlearning.

5178

Categories: Fall Protection / Prevention

Length: 1 minute 40 seconds

© 2020

This program is a microlearning.

5058

Categories: Fall Protection / Prevention, OSHA 10 Hour Training

Length: 36 minutes

© 2019

4877

Categories: Fall Protection / Prevention

Length: 20 minutes

© 2017

4878

Categories: Fall Protection / Prevention

Length: 10 minutes

© 2017

4816

Categories: Fall Protection / Prevention, To the Point Series

Length: 12 minutes

© 2016

4981

Categories: Fall Protection / Prevention, To the Point Series, Canadian Programs

Length: 12 minutes

© 2016

4212

Categories: Fall Protection / Prevention

Length: 20 minutes

© 2011



Fall Factors: Understanding and Preventing Slips, Trips and Falls (Concise) ^{ES}

Slips, trips and falls result in more than 15 million workplace injuries each year; and unfortunately, injuries related to falls are the second leading cause of on-the-job fatalities. Falls are also the third leading cause of disability among employees. The good news is that these mishaps can be prevented. By understanding how “fall factors” such as balance, gravity, friction, and momentum contribute to these incidents, we can take preventative measures to prevent falls. That’s the purpose of this program — to prevent fall-related incidents by providing viewers with an understanding of the factors involved in every fall as well as the common hazards and unsafe actions that make a fall much more likely. Also reviewed are the techniques and safe work practices that we can use to control the factors that contribute to slip, trips, and falls.



Small Falls Are a Big Deal ^{ES}

In this video, Martin Lesperance recalls stories of fall injuries he has attended as a firefighter and EMT to make the point that small falls can be a big deal. Some of the worst fall injuries don’t always involve someone plummeting from a high place such as a 100-foot chemical tank. They also result from simple incidents like a trip over an unsecured rug or a slip on a slippery substance. While these types of falls rarely make the evening news, they can result in broken bones, skull fractures, and other disabling conditions. Martin also stresses that we can prevent most fall injuries by recognizing and controlling all fall hazards we encounter.

Topics include: the importance of wearing proper footwear, recognizing and controlling slip and trip hazards, transitional areas and changing walking surface conditions, correcting fall hazards, situational awareness, and moving from one level to another.



Small Falls Are a Big Deal (Concise) ^{ES}

In this video, Martin Lesperance recalls stories of fall injuries he has attended as a firefighter and EMT to make the point that small falls can be a big deal. Some of the worst fall injuries don’t always involve someone plummeting from a high place such as a 100-foot chemical tank. They also result from simple incidents like a trip over an unsecured rug or a slip on a slippery substance. While these types of falls rarely make the evening news, they can result in broken bones, skull fractures, and other disabling conditions. Martin also stresses that we can prevent most fall injuries by recognizing and controlling all fall hazards we encounter.

Topics include: the importance of wearing proper footwear, recognizing and controlling slip and trip hazards, transitional areas and changing walking surface conditions, correcting fall hazards, situational awareness, and moving from one level to another.



Slips and Falls

Punctuated with the just the right amount of humor and realistic accident re-enactments this video covers hazards ranging from housekeeping practices to ladder use. It delivers important procedural information in an attention keeping “attitude” framework. Appropriate for a wide variety of work settings.



Slips and Falls (Concise)

Punctuated with the just the right amount of humor and realistic accident re-enactments this video covers hazards ranging from housekeeping practices to ladder use. It delivers important procedural information in an attention keeping “attitude” framework. Appropriate for a wide variety of work settings.

4213

Categories: Fall Protection / Prevention

Length: 12 minutes

© 2011

3265

Categories: Fall Protection / Prevention

Length: 19 minutes

© 2005

3837

Categories: Fall Protection / Prevention

Length: 12 minutes

© 2005

3004

Categories: Fall Protection / Prevention

Length: 12 minutes

© 2000

3838

Categories: Fall Protection / Prevention

Length: 7 minutes

© 2008



I Can’t Get No Traction

This upbeat music video spotlights common slip, trip and fall hazards in unique and entertaining fashion. Inspired by the Rolling Stones tune, “Satisfaction,” the custom lyrics to this music video provide a warning to those workers who move about the workplace in an unsafe manner. The program features a variety of realistic slip, trip, and fall stunts that teach memorable lessons on distracted walking, running, poor housekeeping, improper ladder use, spills, moving equipment, and wearing improper footwear.



Slips, Trips, and Falls ^{ES}

Slips, trips, and falls are no laughing matter. They’re involved in most of the accidents that occur in workplaces every day. They cause 17% of disabling occupational injuries and 15% of on-the-job fatalities. But slips, trips, and falls can be prevented.

This cideo program discusses the mechanics of slips, trips, and falls, the types of hazards that employees are likely to encounter that lead to them, and the safe practices and equipment that they can use to stay safely on their feet.

Topics covered include: center of gravity and maintaining balance, the mechanics of trips and slips, types of walking surfaces; housekeeping and maintenance, how footwear can help to prevent falls, how to fall “properly.”



Walking and Working Surfaces ^{ES}

This safety training video identifies the hazards of different surfaces and provides the practical information and specific procedures employees need to help prevent slips, trips, and falls on the job. It’s easy to take the surfaces we walk and work on for granted, but that would be a big mistake. We depend on these surfaces to provide the support we need to position ourselves properly, use our muscles efficiently, keep our balance, and do our work safely. Yet slips, trips, and falls continue to make up the majority of on-the-job accidents. They cause almost 2% of disabling occupational injuries, and thousands of fatalities every year. And most of these accidents could have been prevented.

Areas that are covered include: the fundamentals of safe surfaces, walkways and floors, stairs and fixed ladders, scaffolding, and more.



Fall Prevention

Prevention of falls should be a focus in your facility. Two-thirds of seniors who have fallen will have a repeat fall within six months. The focus on preventative action needs to be centered on awareness of conditions that predispose a person to fall. This program provides practical guidelines to identify risks.



Slips, Trips and Falls in Healthcare ^{ES}

Slips, trips, and falls are the second most common cause of injury for home and community health workers. These types of accidents can result in serious disabling injuries and have a major impact on one’s ability to perform their job and may result in lost work days, reduction in productivity, or a diminished ability to care for a client. Recognizing and correction of household hazards is examined as the first step in prevention. Common slips and falls are examined to show the actual root causes, and steps are outlined for workers to take to reduce hazards for everyone in the home.

4279

Categories: Fall Protection / Prevention, Meeting Openers

Length: 4 minutes

© 2012

5052

Categories: Fall Protection / Prevention

Length: 18 minutes

© 2018

4787

Categories: Fall Protection / Prevention

Length: 17 minutes

© 2015

4504

Categories: Fall Protection / Prevention, Healthcare Training

Length: 25 minutes

© 2003

4885

Categories: Fall Protection / Prevention, Healthcare Training

Length: 5 minutes


© 2017



Preventing Slips, Trips, and Falls — Health Care Version

This program is available in five versions, specifically designed to accommodate the needs of the restaurant, retail, hotel, health care, and general industries. Each of the five versions provides industry specific information about how to create a safe environment for both employees and customers.


Program highlights include: the causes of slips, trips, and falls; how to identify areas of hazard; and how to prevent accidents from occurring.



Hospitality OSHA 7: Slips, Trips and Falls ^{ES}

Slips and falls can happen almost anywhere on the property: the parking lot, the lobby, stairs, the kitchen, back of house areas, you name it. This short program stresses to your hospitality workers that they must always pay attention to the task at hand, watch where they walk, avoid distractions, and if they notice a hazard, report it immediately.

Other topics include: precautions to take to reduce the likelihood of slip, trip, or fall; and proper techniques for walking safely.



Restaurants: Preventing Slips and Falls ^{ES}

Slips and falls can happen to almost anyone in your restaurant: guests, wait staff, and kitchen staff. These events can happen anywhere on your property, outside, in dining area or back of house. This safety video program discusses steps associates can take to minimize the risks of a slip, trip, or fall in your restaurant. Slips, trips, and falls are 100% preventable. This program will help your employees recognize slip, trip, and fall hazards and take the necessary steps to prevent them.



Preventing Slips, Trips, and Falls — Restaurant Version

This program is available in five versions, specifically designed to accommodate the needs of the restaurant, retail, hotel, health care, and general industries. Each of the five versions provides industry specific information about how to create a safe environment for both employees and customers. Program highlights include the causes of slips, trips, and falls, how to identify areas of hazard and how to prevent accidents from occurring.



Preventing Slips, Trips, and Falls — Hospitality Version

This program is available in five versions, specifically designed to accommodate the needs of the restaurant, retail, hotel, health care, and general industries. Each of the five versions provides industry specific information about how to create a safe environment for both employees and customers. Program highlights include the causes of slips, trips and falls; how to identify areas of hazard; and how to prevent accidents from occurring.



Preventing Slips, Trips, and Falls — General Industry Version

This program is available in five versions, specifically designed to accommodate the needs of the restaurant, retail, hotel, health care, and general industries. Each of the five versions provides industry specific information about how to create a safe environment for both employees and customers. Program highlights include the causes of slips, trips, and falls; how to identify areas of hazard; and how to prevent accidents from occurring.

3236

Categories: Fall Protection / Prevention, Healthcare Training

Length: 17 minutes

© 2004

5078

Categories: Fall Protection / Prevention, Hospitality

Length: 4 minutes

© 2019

4070

Categories: Restaurant / Food Service, Fall Protection / Prevention

Length: 9 minutes

© 2011

3453

Categories: Fall Protection / Prevention, Restaurant / Food Service

Length: 17 minutes

© 2006

3452

Categories: Fall Protection / Prevention, Hospitality

Length: 17 minutes

© 2006

3421

Categories: Fall Protection / Prevention

Length: 17 minutes

© 2006



Preventing Slips, Trips and Falls — Hotel Version

This program is available in five versions, specifically designed to accommodate the needs of the restaurant, retail, hotel, health care, and general industries. Each of the five versions provides industry specific information about how to create a safe environment for both employees and customers. Program highlights include the causes of slips, trips, and falls; how to identify areas of hazard; and how to prevent accidents from occurring.

Preventing Slips, Trips, and Falls — Supermarket Series

Supermarkets. Grocery Stores. Busy places with a lot of activity and foot traffic. Not just out front on the sales floor but in the back room as well. Personal safety, the safety of fellow team members and the safety of our customers should be our top priority. One way to make your store a safer place for everyone is by preventing slips, trips, and falls. Slips, trips, and falls are some of the most common incidents in your industry and it doesn't have to be that way. Why? Because slips, trips, and falls are almost always preventable. This program shows you how.

Slips, Trips, and Falls for Employees — Property Management Version ^{ES}

Designed to promote awareness of slips and falls from a property management perspective, this video covers potential hazards, importance of proper maintenance and cleaning procedures, and many other aspects of slip and fall prevention.

Slips, Trips, and Falls for Residents — Property Management Version ^{ES}

Designed to promote awareness of slips and falls to new residents, this video covers potential hazards, importance or proper maintenance and cleaning procedures, and many other aspects of slip and fall prevention.

Walking Safely in Icy Conditions ^{ES}

There's a good chance that all of us will find ourselves walking on icy surfaces at one time or another. Even a small piece of ice can end up becoming the most dangerous piece of ice in the world if you're not careful. Not only do many people die each year when striking their heads on concrete after a slip on ice, but also many other injuries occur, such as dislocated hips, dislocated shoulders, and broken ankles.

In this program, EMT/firefighter Martin Lesperance explains how and why walking on icy surfaces is dangerous, as well as the proper safety precautions viewers should take when walking on snow and ice.

Walking Safely in Icy Conditions (Concise) ^{ES}

There's a good chance that all of us will find ourselves walking on icy surfaces at one time or another. Even a small piece of ice can end up becoming the most dangerous piece of ice in the world if you're not careful. Not only do many people die each year when striking their heads on concrete after a slip on ice, but also many other injuries occur, such as dislocated hips, dislocated shoulders, and broken ankles.

In this program, EMT/firefighter Martin Lesperance explains how and why walking on icy surfaces is dangerous, as well as the proper safety precautions viewers should take when walking on snow and ice.

3297

Categories: Fall Protection / Prevention, Hospitality

Length: 17 minutes

© 2005

4050

Categories: Fall Protection / Prevention, Supermarket Safety

Length: 9 minutes

© 2011

4758

Categories: Fall Protection / Prevention, Property Management

Length: 10 minutes

© 2015

4759

Categories: Fall Protection / Prevention, Property Management

Length: 9 minutes

© 2015

4913

Categories: Fall Protection / Prevention, Winter / Holiday Safety, Weather

Length: 14 minutes

© 2017

4914

Categories: Fall Protection / Prevention, Winter / Holiday Safety, Weather

Length: 10 minutes

© 2017



Ski Area: Slips and Falls

Ski Areas — snow, ice, water, slippery surfaces — they increase the potential for a slip, trip, or fall. But does this mean a slip, trip or fall *has* to happen? Of course not. Slips, trips, and Falls are preventable and that's what this program is all about — prevention. The program examines some common slip, trip, and fall accidents common to ski areas and examines the root causes of each.



Winter Walking: Staying On Your Feet ^{ES}

By its very nature, winter walking is a seasonal safety issue, usually limited to several months. Yet thousands of serious injuries happen every winter. And the personal and financial impacts of a wintertime injury can last throughout the year for the individual and for the employer. This safety video helps the viewer understand the need to adjust our walking behavior and techniques when the snow begins to fall.

Viewers will learn: Why we need to adjust our walking techniques in winter, Winter hazards to be alert for, Walking techniques for winter conditions, Procedures for Staying on your feet, Techniques to minimize the effects of a fall.



Grain Elevator: Fixed Ladder, Stairs, and Catwalks ^{ES}

This safety video examines potential fall hazards when working at a grain elevator. The primary concerns are fixed ladders, stairs and catwalks. The program outlines the potential hazards associated with these three types of access/egress, and shows ways these hazards can be reduced or eliminated. Proper inspection procedures along with safe rules of use are presented in a concise, to the point manner.



Safely on Your Feet ^{ES}

Foot injuries and slips and falls are a major source of lost-time injuries. This program is concerned with keeping our feet safe — and keeping us safely on our feet. The video stresses the importance of matching your footwear to the potential hazards of the job. It clearly illustrates the importance of safety features such as toe protection, traction, and support. Many work environments and potential hazards are illustrated.



Safely on Your Feet (Concise) ^{ES}

Foot injuries and slips and falls are a major source of lost-time injuries. This program is concerned with keeping our feet safe — and keeping us safely on our feet. The video stresses the importance of matching your footwear to the potential hazards of the job. It clearly illustrates the importance of safety features such as toe protection, traction, and support. Many work environments and potential hazards are illustrated.

4990

Categories: Fall Protection / Prevention, Ski Area Safety
Length: 7 minutes
© 2018

4371

Categories: Winter / Holiday Safety, Fall Protection / Prevention
Length: 10 minutes
© 2013

4746

Categories: Fall Protection / Prevention, Agriculture, Grain Elevator
Length: 8 minutes
© 2015

3147

Categories: Foot Protection, Personal Protective Equipment, Fall Protection / Prevention
Length: 12 minutes
© 2001

3848

Categories: Foot Protection, Personal Protective Equipment, Fall Protection / Prevention
Length: 7 minutes
© 2008

Fire Safety



To the Point About: The Proper Use of a Fire Extinguisher ^{ES}

Due to the risk of fires in the workplace, fire extinguishers have been placed throughout our facility. Using a fire extinguisher properly to put out a fire can prevent injuries and save lives. This program discusses the various types of extinguishers, deciding whether to use one, and how to use one properly.

Topics include: classes of fires, types of extinguishers, deciding to use an extinguisher, proper use of extinguishers, and extinguisher use and maintenance.



To the Point About: The Proper Use of a Fire Extinguisher — Canada

Due to the risk of fires in the workplace, fire extinguishers have been placed throughout our facility. Using a fire extinguisher properly to put out a fire can prevent injuries and save lives. This program discusses the various types of extinguishers, deciding whether to use one and how to use one properly.

Topics include: classes of fires, types of extinguishers, deciding to use an extinguisher, proper use of extinguishers and extinguisher use and maintenance.



To the Point About: Fire Prevention and Response ^{ES}

Work materials, equipment and other objects are all at risk for catching on fire in our workplaces. Correcting fire hazards and knowing how to respond to a fire can prevent injuries and save lives. This program discusses how workers can prevent fires and how they should respond should one occur.

Topics include: classes of fire, good housekeeping, storage of flammable materials, hot work precautions, responding to fires.



Fire Extinguisher Basic Training ^{ES}

Workplace fires can happen at any time. That's why it's important to know what to do when a fire starts — know when and how to fight it and when not to. This safety training video program will provide viewers with the basic information they need to react safely in a potentially dangerous situation involving a fire.

Topics include: when to use an extinguisher; using the PASS method to put out a fire; and extinguisher inspection, maintenance, and storage.



Fire Extinguisher Basic Training (Concise) ^{ES}

Workplace fires can happen at any time. That's why it's important to know what to do when a fire starts — know when and how to fight it and when not to. This safety training video program will provide viewers with the basic information they need to react safely in a potentially dangerous situation involving a fire.

Topics include: when to use an extinguisher; using the PASS method to put out a fire; and extinguisher inspection, maintenance, and storage.



Using Fire Extinguishers ^{ES}

Among all the safety problems an employee can encounter, fire can be the most frightening. Every year fires cause hundreds of millions of dollars in damage and result in hundreds of employee injuries, a number of which are fatal. Yet many of these catastrophes could have been prevented, if the fire had been extinguished before it started to spread.

4819

Categories: Fire Safety, To the Point Series
Length: 12 minutes
© 2016

1110

Categories: Fire Safety, To the Point Series, Canadian Programs
Length: 12 minutes
© 2016

4812

Categories: Fire Safety, To the Point Series
Length: 12 minutes
© 2016

4218

Categories: Fire Safety
Length: 13 minutes
© 2009

4221

Categories: Fire Safety
Length: 10 minutes
© 2009

3578

Categories: Fire Safety
Length: 18 minutes
© 2007



Fire Extinguisher Ready to Respond ^{ES}

Since fire is one of the most common hazards in the workplace, it is important for your employees to know how to properly use a fire extinguisher if a fire should break out at your work site. Of course, fire prevention is always the best safety policy to follow, but prevention is not always possible. This program will teach your employees how to calmly and effectively deal with fires, and correctly use a fire extinguisher.

Your Employees Will Learn: what causes a fire, the five classes of fire, fire prevention methods, types of fire extinguishers including type “K,” how to select the appropriate fire extinguisher, how to correctly use a fire extinguisher, situations when not to fight a fire, fire extinguisher inspection.



OSHA 10 Hour Training for General Industry: Emergency Response and Fire Prevention

One critical element required for an employer to provide a safe and healthy workplace to all employees is providing the training and preparation required for a calm, effective response during a workplace emergency. OSHA considers fire prevention and emergency response critical elements in creating and maintaining a safe workplace for all employees, contractors, and visitors. As such, OSHA requires these important protections and enforces their implementation. This program discusses the specific actions workers should take during the various types of emergencies that could occur in or near their work area, as well as their roles and responsibilities when it comes to housekeeping and fire prevention.

Other topics include: fire prevention plans, emergency exit routes, combustible dust, flammable liquids, electrical safety, and how and when to use a fire extinguisher.



HAZWOPER: Fire Prevention ^{ES}

Hazardous materials and waste are a part of many work situations and can be found in many types of facilities and job sites. It is very important for your employees to know how to recognize these potentially dangerous substances, and how to handle and dispose of them properly. As part of OSHA's HAZWOPER regulations, there are varying requirements for employee training, depending on the employee's specific level of involvement with hazardous materials. This program will help employees understand how to prevent fires and respond to them if they occur. Knowing and understanding these procedures are critical when working around hazardous materials.

Topics include: the dangers of chemical fires, the three components and four classes of fire, fire hazard awareness, approved storage containers, spill response, proper use of fire extinguishers, and evacuation procedures.



Cal/OSHA Fire Prevention & Response

Fire safety and response is an important part of any organization's Injury and Illness Prevention Plan. Correcting fire hazards and knowing how to respond to a fire can prevent injuries and save lives. This program provides an overview of best fire safety practices recommended by California OSHA, and explains how preventing and responding to fires appropriately can reduce the risk of property damage, injuries, and fatalities.

Topics include: the five classes of fires, good housekeeping, storage of hazardous and flammable materials, controlling electrical hazards, hot work precautions, responding to a fire, and how to evacuate the premises safely.

3585

Categories: Fire Safety
Length: 13 minutes
© 2007

5059

Categories: Emergency Response, Fire Safety, OSHA 10 Hour Training
Length: 27 minutes
© 2019

5140

Categories: HAZWOPER, Fire Safety
Length: 22 minutes
© 2014

5207

Categories: Cal OSHA, Fire Safety
Length: 11 minutes
© 2021



Cal/OSHA Fire Extinguishers

Workplace fires are more common than you might think and understanding the proper use of fire extinguishers is an important part of employee training. The proper use of a fire extinguisher can prevent injuries and save lives. This program provides an overview of the proper use of fire extinguishers by employees. It also explains how and when to use a fire extinguisher, and makes clear when workers should not use a fire extinguisher.

Topics include: how a fire burns, classes of fires, types of extinguishers, the Class ABC extinguisher, deciding whether to use an extinguisher, proper use of an extinguisher, and inspection and maintenance of extinguishers.

5206

Categories: Cal/OSHA, Fire Safety
Length: 11 minutes
© 2021



Fire Safety for Industrial Workers ^{ES}

Due to the hazardous and flammable materials often used or stored at industrial facilities, fires at these locations can have disastrous consequences. In fact, 3,000 workers are injured and another 150 die each year in industrial fires. The good news is that almost all workplace fires can be prevented. That's the purpose of this program: to show the safe work practices employees should follow to reduce the risk of a workplace fire, and to review things that should be done if a fire should break out.

Topics include: five classes of fire, good housekeeping, handling and storing hazardous materials, static electricity, the emergency action plan, evacuation procedures, fire extinguishers, and treating fire-related injuries.

4040

Categories: Fire Safety
Length: 19 minutes
© 2010



Fire Safety for Industrial Workers (Concise) ^{ES}

Due to the hazardous and flammable materials often used or stored at industrial facilities, fires at these locations can have disastrous consequences. In fact, 3,000 workers are injured and another 150 die each year in industrial fires. The good news is that almost all workplace fires can be prevented. That's the purpose of this program: to show the safe work practices employees should follow to reduce the risk of a workplace fire, and to review things that should be done if a fire should break out.

Topics include: five classes of fire, good housekeeping, handling and storing hazardous materials, static electricity, the emergency action plan, evacuation procedures, fire extinguishers, and treating fire-related injuries.

4039

Categories: Fire Safety
Length: 11 minutes
© 2010



Industrial Fire Prevention ^{ES}

Every year more than a million fire emergencies are reported in the U.S. with over 35,000 of them taking place in industrial facilities. They cause thousands of injuries, as well as hundreds of deaths – and at least \$1 billion in damage.

This video program looks at the fire hazards that can be encountered in industrial environments, discusses how fires can be prevented, and explains what employees should do in case a fire emergency occurs in their workplace.

Topics covered in these products include: how fires burn, the four most common classes of fires, extinguishing fires, handling flammable materials safely, how to prevent fires, dealing with a fire emergency.

5041

Categories: Fire Safety
Length: 15 minutes
© 2017



Fire Safety

Fire safety involves everyone in your facility, including residents, nursing staff, housekeeping, and visitors. This program explains OSHA standards that require employers to provide proper exits, fire fighting equipment and employee training to prevent fire deaths and injuries in the workplace.

4505

Categories: Fire Safety, Healthcare Training
Length: 24 minutes
© 2003



Fire Safety for Office Workers ^{ES}

While office workers often don't think much about the potential for fire while performing their jobs, there are more than 1,000 fires in office environments each year. This program discusses how to eliminate the factors that contribute to the ignition of fires and how to respond if a fire were to break out.

Topics include: good housekeeping, controlling electrical fire hazards, emergency action plans, evacuation procedures, classes of fire and their extinguishing agents, the importance of using the appropriate fire extinguisher, using the PASS system to extinguish a fire, and treating fire-related injuries.



Fire Prevention in the Office ^{ES}

Among all the safety problems an employee can encounter, fire can be the most frightening. Every year office fires cause millions of dollars in damage and result in hundreds of employee injuries. Yet many employees do not realize how their own actions can contribute to the risk of fire. This video looks at what causes fires in office environments, reviews steps that can be taken to help prevent fires, and discusses what employees should do in case of a fire emergency.

Areas covered in the program include: common causes of workplace fires, the concept of flashpoint, classes of fires, importance of good housekeeping, preventing office fires, fire extinguishers, evacuation, and other employee responsibilities.



Fire Safety for Office Workers (Concise) ^{ES}

While office workers often don't think much about the potential for fire while performing their jobs, there are more than 1,000 fires in office environments each year. This program discusses how to eliminate the factors that contribute to the ignition of fires and how to respond if a fire were to break out.

Topics include: good housekeeping, controlling electrical fire hazards, emergency action plans, evacuation procedures, classes of fire and their extinguishing agents, the importance of using the appropriate fire extinguisher, using the PASS system to extinguish a fire and treating fire-related injuries.



Fire Extinguishers: How and When to Use Them ^{ES}

This program stresses to viewers the importance of making the right decisions when a workplace fire breaks out. In order to use a portable fire extinguisher to put out the fire, employees must determine the type of material burning and class of fire present, if they know how to use the appropriate fire extinguisher, and if the fire is in its beginning stages. More importantly, they must be confident in their ability to evacuate the facility safely should they be unable to extinguish the fire.

Topics include: the fire triangle, incipient stage fires, classes of fires and the extinguishers used to put them out, the PASS system, when not to fight a fire, types of fire extinguishers and how to identify them, maintenance of fire extinguishers, and emergency evacuation.



Fire Extinguishers: How and When to Use Them (Concise) ^{ES}

This program stresses to viewers the importance of making the right decisions when a workplace fire breaks out. In order to use a portable fire extinguisher to put out the fire, employees must determine the type of material burning and class of fire present, if they know how to use the appropriate fire extinguisher, and if the fire is in its beginning stages. More importantly, they must be confident in their ability to evacuate the facility safely should they be unable to extinguish the fire.

Topics include: the fire triangle, incipient stage fires, classes of fires and the extinguishers used to put them out, the PASS system, when not to fight a fire, types of fire extinguishers and how to identify them, maintenance of fire extinguishers, and emergency evacuation.

4035

Categories: Fire Safety,
Office Safety
Length: 15 minutes
© 2010

3205

Categories: Fire Safety,
Office Safety
Length: 16 minutes
© 2017

4041

Categories: Fire Safety
Length: 11 minutes
© 2010

3149

Categories: Fire Safety
Length: 15 minutes
© 2001

1544

Categories: Fire Safety
Length: 8 minutes
© 2001



Combustible Dust Awareness ^{ES}

Combustible dust hazards exist in a wide variety of industries — grain handling, food processing, plastics, wood and paper products, textiles, pharmaceuticals, and metal fabrication, among many others. In fact, OSHA has identified over 130 products or materials that can present combustible dust hazards. In the last 3 years, over 160 workers have been killed and more than 850 seriously injured in combustible dust explosions. The average cost of a major dust explosion in property damage alone is over \$3,500,000. Your first line of defense against a dust explosion is awareness. This safety video provides workers with a general awareness of how combustible dust explosion are caused and what they can do to recognize and mitigate possible hazards before it's too late.

4289

Categories: Fire Safety
Length: 8 minutes
© 2013

4305

Categories: Fire Safety,
Canadian Programs
Length: 8 minutes
© 2013

4917

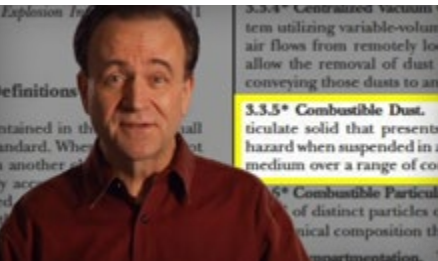
Categories: Fire Safety,
Healthcare Training
Length: 16 minutes
© 2017

3055

Categories: Fire Safety,
Laboratory Safety
Length: 15 minutes
© 2014

4664

Categories: Fire Safety,
Restaurant / Food Service,
Hospitality
Length: 5 minutes
© 2015



Combustible Dust Awareness — Canada

Combustible dust hazards exist in a wide variety of industries: grain handling, food processing, plastics, wood and paper products, textiles, pharmaceuticals, and metal fabrication, among many others. In fact, over 130 products or materials that can present combustible dust hazards have been identified. In the last three years, over 16 workers have been killed and more than 85 seriously injured in combustible dust explosions. The average cost of a major dust explosion in property damage alone is over \$3,500,000. Your first line of defense against a dust explosion is awareness. This safety video provides workers with a general awareness of how combustible dust explosion are caused and what they can do to recognize and mitigate possible hazards before it's too late.




Fire Prevention in Healthcare Facilities

Every year more than a million fire emergencies are reported in the U.S, with over 5,000 of them taking place in healthcare facilities. They cause injuries, deaths, and more than \$45 million in damage.

This video program looks at the fire hazards that can be encountered in healthcare environments, discuss how fires can be prevented, and explain what employees should do in case a fire emergency occurs in their workplace.

Topics covered in these products include: how fires burn, the four most common classes of fires, dealing with a fire emergency, patient safety and evacuation procedures, fire hazards in healthcare environments, controlling electrical hazards.



Flammables and Explosives in the Laboratory

This program reviews proper handling procedures as well as the personal protective equipment that should be used when working with flammables and explosives.



Commercial Kitchen Fire Prevention

Fires are an ever-present danger in a commercial kitchen. But the danger can be controlled and contained by following sound fire prevention principles. This video outlines these principles and delivers information vital to preventing and containing fires in your establishment. Different types of fire suppression systems are discussed as well as how to operate and inspect them. The importance of keeping flues and appliances grease-free are examined, as well as other common sense tips that will help your employees remain safe are also discussed.



Fire Prevention — Property Management ^{ES}

Few things can be more terrifying and catastrophic than a fire. This video looks at ways fires can be prevented and covers the basics of fire prevention, conditions that contribute to fires, and steps employees can take to minimize the risk of a potential fire in a unit.



Hospitality OSHA 7: Fire Extinguisher Training ^{ES}

A fire can have devastating effects to your guests and the property, so it is critical that associates are prepared for such an emergency. One way they can be ready for a workplace fire is to know how and when to use a fire extinguisher. This program discusses how to use the “PASS” process to extinguish a fire, and other important issues hospitality workers must consider when responding to a fire.

Topics include: initial response to a fire, the four stages of fires, when to evacuate the premises, fire extinguisher inspection protocols, and the importance of fire extinguisher training.



Bonding and Grounding Flammable Liquids ^{ES}

Illustrates static electricity, bonding and grounding of flammable liquids, and how to reduce the effects of potential explosions by reducing static electricity when transferring flammables.



Flammable Liquid Safety

Instruction for employees working with flammable liquids. Defines LEL, UEL, flash points, and other related information. Provides the basics of bonding and grounding.



Hot Work Safety and the Permitting Process ^{ES}

This video pogram discusses the hazards encountered in hot work and focuses on how employees can use the permitting process and other safe practices to perform hot work tasks safely. Hot work includes any tasks that involve flame or high heat, or can act as an ignition source. One in five industrial fires are caused by hot work and it can create major problems on construction sites as well. Hot work accidents result in more than \$300 million in property damage and more than 30 fatalities per year, but these incidents are preventable.

Areas covered in the course include: hot work and its hazards, the purpose of a Hot Work Permit and the first steps in the permitting process, preparing the work area to perform hot work safely, hot work in confined spaces, and more.

4755

Categories: Fire Safety, Property Management
Length: 6 minutes
© 2015

5083

Categories: Fire Safety, Hospitality
Length: 36 minutes
© 2019

3460

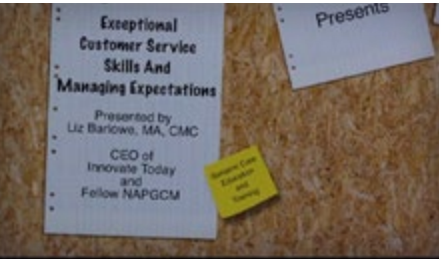
Categories: Fire Safety
Length: 9 minutes
© 2006

3296

Categories: Fire Safety, Chemical Safety
Length: 9 minutes
© 2005

4879

Categories: Welding Safety, Fire Safety
Length: 14 minutes
© 2017



Preventing Fires During Hot Work Operations (Concise) ^{ES}

Welding, grinding, cutting, open flame and other spark-producing tools and operations are all capable of starting dangerous fires in our workplaces. Collectively known as hot work, such processes require specific permits and procedures be followed to prevent the ignition of vapors, liquids, and solids that may be in or near the work area. Careless hot work operations can quickly lead to fires, extensive property damage, severe injuries, or death.

This program discusses the safe work practices that should be taken to prevent such incidents, and reviews the responsibilities of those workers involved in hot work tasks.



Preventing Fires During Hot Work Operations ^{ES}

Welding, grinding, cutting, open flame and other spark-producing tools and operations are all capable of starting dangerous fires in our workplaces. Collectively known as hot work, such processes require specific permits and procedures be followed to prevent the ignition of vapors, liquids and solids that may be in or near the work area. Careless hot work operations can quickly lead to fires, extensive property damage, severe injuries or death. This program discusses the safe work practices that should be taken to prevent such incidents and reviews the responsibilities of those workers involved in hot work tasks.

4603

Categories: Welding Safety, Fire Safety
Length: 10 minutes
© 2014

4558

Categories: Welding Safety, Fire Safety
Length: 15 minutes
© 2014

First Aid



Basic First Aid: First Responders

Emergency situations can occur at any time and the health care assistant may be the first one to respond. Learn how to react to breathing emergencies, cuts, burns, chest pain, fractures, and more. This program will assist your staff with knowing what to do, and when to do it.



First Aid: Until Help Arrives

Your employees never know when they'll have to respond to an injured co-worker, so it is crucial that they know what to do until help arrives. First aid, as well as knowing what to do and knowing what not to do in an emergency, can greatly reduce the extent of a person's injuries and can even save his or her life. In this program, best-selling author/EMT Martin Lesperance shares experiences and tips he's learned from 25 years of working in emergency services while showing viewers how to respond in a variety of emergency situations.



First Aid: Until Help Arrives (Concise)

Your employees never know when they'll have to respond to an injured co-worker, so it is crucial that they know what to do until help arrives. First aid, as well as knowing what to do and knowing what not to do in an emergency, can greatly reduce the extent of a person's injuries and can even save his or her life. In this program, best-selling author/EMT Martin Lesperance shares experiences and tips he's learned from 25 years of working in emergency services while showing viewers how to respond in a variety of emergency situations.



First Aid

Accidents and injuries can happen anywhere and anytime on the job. To be able to help their co-workers in this situation, employees need to know how to recognize common injuries and illnesses and understand how to treat them. They have to know what they should do and not do when someone is hurt and be able to determine when they should call for emergency assistance. This program reminds employees that they can make a difference! It shows them how to recognize the types of injuries that occur most frequently in workplace situations and reviews the basic first aid techniques to use when responding to them.

Topics include: first aid precautions and procedures to follow when responding to such illnesses and injuries as eye injuries, cuts and abrasions, burns, strains, sprains and fractures, shock, heart attack and cardiac arrest, choking and heat-related illnesses.



First Aid in Construction Environments

In most facilities, not a day goes by without some type of injury occurring. It can be as minor as a small cut or as serious as a chemical burn. But any injury can be painful and affect an employee's work performance, as well as their life off the job. This training program shows employees that knowing basic first aid can often limit the severity of any type of injury, or even prevent a death.

Topics include: cuts and bleeding, muscle pulls and sprains, burns, broken bones, shock, artificial respiration and CPR, AEDs (Automated External Defibrillator).

4480

Categories: Healthcare Training, First Aid

Length: 50 minutes
© 2006

3832

Categories: First Aid, Martin Lesperance

Length: 20 minutes
© 2008

3934

Categories: First Aid, Martin Lesperance

Length: 9 minutes
© 2008

5095

Categories: First Aid

Length: 17 minutes
© 2018

3931

Categories: First Aid, Construction

Length: 16 minutes
© 2018

CPR AED Awareness Training

4227

Included in this video is a step by step approach on what to do for an adult cardiac emergency, calling 911, and a comprehensive description and demonstration section on how to perform CPR for the adult age group. A brief introduction to the AED (Automated External Defibrillator), the importance of this life-saving device, and how to operate one.



Killer Bees, Wasps, and Spiders

3372

This program is designed to train supervisors and employees in the hazards of killer bees, wasps, and spiders. Explains how to avoid the hazards and first-aid treatment in the event of a sting or bite.



Tick Bite Prevention and Response

4876

If you spend time in the outdoors in North America, you stand a good chance of having a tick attaching itself to your body and feeding on you. The result of this tick bite could be a serious disease such as lyme disease or rocky mountain spotted fever.



In this program, EMT/firefighter/best-selling author Martin Lesperance stresses the importance of early treatment of tick bites and precautions for preventing them in the first place. It's important to note that throughout Canada and the U.S, areas that were once low risk for tick bites have become high risk, so everyone in North America can benefit from the information presented in this program.

Topics include: various types of ticks and where they live, how ticks spread diseases, lyme disease, rocky mountain spotted fever, preventing tick bites, tick removal.

Foot Protection



Safely on Your Feet ^{ES}

Foot injuries and slips and falls are a major source of lost-time injuries. This program is concerned with keeping our feet safe — and keeping us safely on our feet. The video stresses the importance of matching your footwear to the potential hazards of the job. It clearly illustrates the importance of safety features such as toe protection, traction, and support. Many work environments and potential hazards are illustrated.

3147

Categories: Foot Protection, Personal Protective Equipment, Fall Protection / Prevention

Length: 12 minutes

© 2001



Safely on Your Feet (Concise) ^{ES}

Foot injuries and slips and falls are a major source of lost-time injuries. This program is concerned with keeping our feet safe — and keeping us safely on our feet. The video stresses the importance of matching your footwear to the potential hazards of the job. It clearly illustrates the importance of safety features such as toe protection, traction, and support. Many work environments and potential hazards are illustrated.

3848

Categories: Foot Protection, Personal Protective Equipment, Fall Protection / Prevention

Length: 7 minutes

© 2008

Forklift Safety



Cal/OSHA Forklift Operator Training ^{ES}

One hazard in many industrial workplaces is the unsafe operation of powered industrial trucks, commonly called forklifts or lift trucks. Ensuring that drivers operate forklifts in a safe manner can prevent injuries and save lives. Forklift operators must be properly trained; if an employee is not trained, they should not be behind the wheel of a forklift. **Topics include:** training requirements, inspecting the forklift, how to carry a load safely, how to drive safely around pedestrians, and how to enter/exit trailers safely.

5286

Categories: Cal OSHA, Forklift Safety

Length: 14 minutes

© 2021



Loading Dock and Trailer Safety ^{ES} [🔊]

A loading dock is an elevated platform designed to be level with the trailer of an 18-wheeler so forklifts can easily enter the trailer to load or unload materials. Trailers and loading docks present their own sets of hazards, especially if you're not thinking safely. Being aware of your surroundings and making sure safety measures are in place will keep you safe while dealing with trailers and loading docks. **Topics include:** how to secure a trailer to the loading dock, what to do if trailers are stand alone, how to safely enter the trailer, and how to make sure that all paths are safe enough to travel.

5269

Categories: Forklift Safety, Microlearning

Length: 1 minute 48 seconds

© 2021

🔊 This program is a microlearning.



Other Safety Considerations ^{ES} [🔊]

In addition to driving safely, there are other safety considerations a forklift operator should be aware of. We need to be aware of remaining completely inside the vehicle at all times, and be aware of what is going on around the vehicle. Common sense and awareness are keys to remaining safe while operating a forklift. **Topics include:** how to enter and exit the forklift safely, safely following other forklifts, and how to keep your forklift safe while not in use.

5268

Categories: Forklift Safety, Microlearning

Length: 1 minute 9 seconds

© 2021

🔊 This program is a microlearning.



Pedestrian Safety ^{ES} [🔊]

As the operator of a powered industrial truck, ensuring the safety of pedestrians and co-workers is a primary responsibility. Forklifts should always yield the right of way to pedestrians. Knowing how to travel safely around those around you is important in keeping them and yourself safe. Pedestrians have the right of way, but they should never walk under raised forks or hitch a ride either inside the cab or on the forks/pallet. **Topics include:** what to do when coming in contact with a pedestrian while driving/moving a load, how to navigate intersections, and what pedestrians should not do when coming in contact with forklifts.

5267

Categories: Forklift Safety, Pedestrian Safety, Microlearning

Length: 1 minute 58 seconds

© 2021

🔊 This program is a microlearning.



Lifting and Placing Palletized Loads ^{ES} [🔊]

Pallets come in a wide variety of shapes and sizes, but one thing they all have in common is a gap or opening that allows a forklift's forks to be inserted into or under the pallet. Knowing how to lift and move these types of loads is a vital part of operating a forklift safely. Every load and forklift are different, so it's important to follow all precautions and follow the manufacturer's operational manual to keep not only the load, but yourself safe while you work. **Topics include:** how to lift the load safely, safely moving the load from one place to another and how to maneuver around objects and pedestrians while carrying a load.

5266

Categories: Forklift Safety, Microlearning

Length: 2 minutes 43 seconds

© 2021

🔊 This program is a microlearning.



The Operational Inspection ES

The required “operational inspection” of a powered industrial truck should only take place after the completion of a “pre-operational” inspection. The purpose of the operational inspection is to test all driving and control functions. You need to make sure that all controls work properly, including brakes and horn, to ensure your vehicle is safe for your shift. If not, you will need to follow the proper steps to report and fix the issues.

Topics include: the order in which to check each operational function, and what to do if something is wrong during the inspection.



The Pre-Operational Inspection ES

A pre-operational or “pre-use” inspection must be conducted prior to using a forklift for the first time each day or the first time each shift. Many organizations use a detailed checklist for this purpose. Depending on your type of forklift, there are different things to look for during your pre-operational inspection including hoses and connectors, fuel used, and any damage just to name a few. Pre-operational inspections are a vital part of any forklift operation.

Topics include: the types of things to look for during the pre-operational inspection depending on your type of forklift, how inspections vary between propane powered and battery powered trucks, and what to do should you find issues during the inspection.



Handling and Stability Characteristics ES

A forklift is much heavier than a similar sized automobile and handles much differently. Due to their heavy weight, a lift truck requires additional stopping distance, and as an operator you must understand the unique handling characteristics of the powered industrial truck you plan to operate.

Topics include: the unique handling characteristics of forklifts, how weight/loads affect the stability of the forklift, how to operate a forklift with a load, and traveling tips to ensure a safe forklift operation.



Training Requirements ES

The required OSHA training for a forklift operator is the same no matter if the forklift is to be used in general industry or in construction. Operator training must include both formal and practical training. Some of the required information needed for training is the function of each control, the location of the vehicle's data plate, and more. Over the course of being a forklift operator there will be evaluations every few years and if any incidents occur there will be refresher training.

Topics include: formal and practical training techniques, driver evaluations and reasons for refresher training sessions.



Safe Use and Operation of Forklifts — Overview ES

Forklifts, also called lift trucks or powered industrial trucks, are powerful machines that are invaluable in the movement of products and materials in warehousing, industry and construction. These useful machines can also be extremely dangerous and are involved in many incidents of property damage, injuries and fatalities each year. OSHA regulates their use and requires operators of powered industrial trucks to receive general training on their operation as well as “hands-on” practical training.

Topics include: training requirements needed to operate a forklift, their handling and stability characteristics, pre-operational inspection, raising and moving loads, and how to operate safely around pedestrians.

5265

Categories: Forklift Safety, Microlearning
Length: 2 minutes 10 seconds
© 2021

This program is a microlearning.

5264

Categories: Forklift Safety, Microlearning
Length: 3 minutes 8 seconds
© 2021

This program is a microlearning.

5263

Categories: Forklift Safety, Microlearning
Length: 2 minutes 47 seconds
© 2021

This program is a microlearning.

5262

Categories: Forklift Safety, Microlearning
Length: 2 minutes 32 seconds
© 2021

This program is a microlearning.

5261

Categories: Forklift Safety, Microlearning
Length: 3 minutes 25 seconds
© 2021

This program is a microlearning.



Safe Use and Operation of Forklifts ES

Forklifts, also called lift trucks or powered industrial trucks, are powerful machines that are invaluable in the movement of products and materials in warehousing, industry, and construction. These useful machines can also be extremely dangerous and are involved in many incidents of property damage, injuries, and fatalities each year. OSHA regulates their use and requires operators of powered industrial trucks to receive general training on their operation as well as “hands-on” practical training.

Topics include: training requirements needed to operate a forklift, their handling and stability characteristics, pre-operational and operational inspections, lifting and placing loads, how to operate safely around pedestrians and other safety considerations, and loading dock and trailer safety.

5260

Categories: Forklift Safety, Microlearning
Length: 21 minutes
© 2021



Forklift Operator Certification Series: Lesson One ES

Forklifts, officially known as powered industrial trucks, are indispensable pieces of equipment in facilities where materials are handled and transported, but they can also be quite dangerous. In addition to millions of dollars of property damage, dozens of workers are killed and thousands more seriously injured in forklift incidents each year. Unfortunately, the majority of these mishaps are the direct result of a mistake made by the lift truck's operator, which is why safety must be his or her number one priority. This program focuses on two aspects of safe forklift operation that are required before any worker begins using one of these powerful vehicles: operator training and the pre-operational inspection.

Topics include: how forklifts handle differently than cars, basic forklift characteristics, load characteristics, work environments, inspection of the outside components of a forklift, checking the fluids and fuel system, inspecting cables and belts, and operator compartment checks.

1801

Categories: Forklift Safety
Length: 10 minutes
© 2018



Forklift Operator Certification Series: Lesson Two ES

Forklifts, officially known as powered industrial trucks, are indispensable pieces of equipment in facilities where materials are handled and transported, but they can also be quite dangerous. In addition to millions of dollars of property damage, dozens of workers are killed and thousands more seriously injured in forklift incidents each year. Unfortunately, the majority of these mishaps are the direct result of a mistake made by the lift truck's operator and many of these incidents involve the vehicle's stability. A forklift maneuvers much differently from an automobile and its stability will change, depending on the load being carried and the height to which that load is raised. This program discusses various principles that are directly related to a forklift maintaining its stability. Knowing these principles will help ensure operators keep their lift truck's wheels on the ground or floor at all times.

Topics include: the stability triangle, forward stability, non-uniform loads, lateral stability, and maintaining stability while in motion.

1802

Categories: Forklift Safety
Length: 10 minutes
© 2018



Forklift Operator Certification Series: Lesson Three ES

Forklifts, officially known as powered industrial trucks, are indispensable pieces of equipment in facilities where materials are handled and transported, but they can also be quite dangerous. In addition to millions of dollars of property damage, dozens of workers are killed and thousands more seriously injured in forklift incidents each year. Unfortunately, the majority of these mishaps are the direct result of a mistake made during the loading or operation of the vehicle by the operator. This program discusses the safe work practices that must be followed when loading, unloading, and operating a powered industrial truck.

Topics include: safe loading techniques, removing a load from a rack or shelf, landing a load, preparing for operation, driving safely, inclines and other hazards, keeping co-workers safe, and entering trailers and railcars.

1803

Categories: Forklift Safety
Length: 12 minutes
© 2018



Forklift Operator Certification Series:
Lesson Four ^{ES}

Forklifts, officially known as powered industrial trucks, are indispensable pieces of equipment in facilities where materials are handled and transported, but they can also be quite dangerous. In addition to millions of dollars of property damage, dozens of workers are killed and thousands more seriously injured in forklift incidents each year. Unfortunately, the majority of these mishaps are the direct result of a mistake made by the operator. Many of these incidents occur when the wrong type of forklift for the job is used, or during the recharging or refueling of the vehicle's power supply. This program discusses the various classifications of powered industrial trucks as well as the proper procedures for recharging or refueling them.

Topics include: engine type and fundamental characteristics, designated locations, refueling/recharging preparations, gasoline/diesel refueling, LPG refueling, and charging and replacing batteries.



To the Point About: Safe Forklift Operation ^{ES}

Unsafe operation of forklifts often contributes to property damage and employee injuries. Ensuring that drivers operate forklifts in a safe manner can prevent injuries and save lives. This program reviews the proper operating procedures forklift operators must follow to keep themselves and their co-workers safe.

Topics include: operator training and certification, pre-operational inspection, maintaining a truck's stability, lifting and placing loads, safe driving techniques, and loading docks and trailers.



To the Point About: Safe Forklift Operation —
Canada

Unsafe operation of forklifts often contributes to property damage and employee injuries. Ensuring that drivers operate forklifts in a safe manner can prevent injuries and save lives. This program reviews the proper operating procedures forklift operators must follow to keep themselves and their co-workers safe.

Topics include: operator training and certification, pre-operational inspection, maintaining a truck's stability, lifting and placing loads, safe driving techniques, and loading docks and trailers.



Forklift Safety Lessons for the Safe Operator ^{ES}

Powered industrial trucks, commonly called forklifts, can be very dangerous as each year, nearly 100 workers are killed and another 2,000 seriously injured in forklift-related accidents. Forklift operators play a vital role in preventing these incidents. By using the training they have received, staying alert to the hazards around them and working safely with pedestrians, loads can be moved securely, each and every time. That's the purpose of this program — to show operators the safe work practices they must follow to avoid injuries and property damage.

Topics include: training and qualification, pre-operational inspection, mounting and exiting forklifts safely, the stability triangle, preparing for hazards before traveling, traveling with a load and safe operation around pedestrians, use of maintenance platforms, types and classes of forklifts, and sloped surfaces are other issues addressed in the video.



Forklift Safety Lessons for the Safe
Operator (Concise)

Powered industrial trucks, commonly called forklifts, can be very dangerous as each year, nearly 100 workers are killed and another 2,000 seriously injured in forklift-related accidents. Forklift operators play a vital role in preventing these incidents. By using the training they have received, staying alert to the hazards around them and working safely with pedestrians, loads can be moved securely, each and every time. That's the purpose of this program — to show operators the safe work practices they must follow to avoid injuries and property damage.

Topics include: training and qualification, pre-operational inspection, mounting and exiting forklifts safely, the stability triangle, preparing for hazards before traveling, traveling with a load and safe operation around pedestrians. Use of maintenance platforms, types and classes of forklifts, and sloped surfaces are other issues addressed in the video.



Forklift Safety Lessons for the Safe Pedestrian ^{ES}

Forklifts can be very dangerous for both operators and employees out on the floor. In fact, two percent of all forklift incidents involve pedestrians being struck by a lift truck. In such an incident, it's the pedestrian that will suffer an injury or even death. These workers can avoid this by paying attention to the surroundings, staying a safe distance away from forklifts, and following proper procedures. That's the purpose of this program — to show viewers the precautions they can take to prevent serious, often traumatic injuries that occur when forklifts come into contact with pedestrians.

Topics include: the importance of forklift safety, operating characteristics of forklifts, walking safely around forklift traffic, staying out of the path of a forklift, operator and pedestrian awareness of one another, following safe work practices, and avoiding unsafe acts.



Forklift Safety Lessons for the Safe
Pedestrian (Concise) ^{ES}

Forklifts can be very dangerous for both operators and employees out on the floor. In fact, two percent of all forklift incidents involve pedestrians being struck by a lift truck. In such an incident, it's the pedestrian that will suffer an injury or even death. These workers can avoid this by paying attention to the surroundings, staying a safe distance away from forklifts, and following proper procedures. That's the purpose of this program — to show viewers the precautions they can take to prevent serious, often traumatic injuries that occur when forklifts come into contact with pedestrians.

Topics include: the importance of forklift safety, operating characteristics of forklifts, walking safely around forklift traffic, staying out of the path of a forklift, operator and pedestrian awareness of one another, following safe work practices, and avoiding unsafe acts.



Forklift Operator Training ^{ES}

When forklifts are used incorrectly, the resulting accidents can injure or kill operators and pedestrians and cause tremendous property damage. To prevent these accidents, operators must know, understand, and follow all safe work procedures. This is precisely the reason OSHA issued its Powered Industrial Truck Standard. The standard requires a training program that focuses on driver knowledge and operation of the vehicle. This video details the training points contained in the standard.

1804

Categories: Forklift Safety

Length: 13 minutes

© 2018



4817

Categories: Forklift Safety,
To the Point Series

Length: 12 minutes

© 2016

1109

Categories: Forklift Safety,
To the Point Series,
Canadian Programs

Length: 12 minutes

© 2016

4287

Categories: Forklift Safety

Length: 15 minutes

© 2012

4288

Categories: Forklift Safety

Length: 9 minutes

© 2012

4285

Categories: Forklift Safety,
Pedestrian Safety

Length: 15 minutes

© 2012

4286

Categories: Forklift Safety,
Pedestrian Safety

Length: 9 minutes

© 2012

4206

Categories: Forklift Safety

Length: 18 minutes

© 1998



Forklift Operator Training (Concise) ES

When forklifts are used incorrectly, the resulting accidents can injure or kill operators and pedestrians and cause tremendous property damage. To prevent these accidents, operators must know, understand, and follow all safe work procedures. This is precisely the reason OSHA issued its Powered Industrial Truck Standard. The standard requires a training program that focuses on driver knowledge and operation of the vehicle. This video details the training points contained in the standard.



Forklift Safety: The Experienced Operator

Government statistics indicate that in 26% of all forklift accidents, the operator was not properly trained and certified. This means that in the other 74%, of the incidents the operator was trained and certified. Safe operation begins before the operator ever starts to drive the lift truck. It begins with the operator's mental state of mind. Aimed at experienced operators, this program communicates the importance of operating a forklift in a professional and safe manner and creates an awareness and respect for the potential hazards they may encounter. It establishes that the forklift operator is responsible for their safety and the safety of the people around them. The program uses the analogy and dramatic footage of the Air Force Thunderbirds to capture the audience's attention and convey this message. This video program will motivate your drivers to use the operating skills and techniques they've been taught to prevent.



Handle With Care: Forklift Safety Training ES

This program is designed to provide your employees with the equipment-specific training needed to comply with OSHA's powered industrial truck standard. This training program will educate your employees on the most common type of equipment — the sit down, counter balanced forklift.



High-Impact Forklift Safety ES

According to OSHA, the primary cause of forklift mishaps is the failure of operators, pedestrians, and co-workers to follow safe work practices at all times. This program illustrates the severity of these accidents with graphic re-creations of real life incidents. With the aid of these dramatic portrayals, the video offers detailed information on lift truck accident causes, forklift accident prevention, and loading/unloading procedures.



High-Impact Forklift Operator Training ES

Nearly 1,000,000 powered industrial trucks are used in the workplace today. They are produced in many different sizes and models, and help us perform a wide variety of tasks. While these machines assist us in lifting and moving heavy loads, they can also extremely dangerous to operate. Each year, powered industrial trucks account for more than 1,000 injuries and over 100 deaths. To prevent accidents that result in personal injury and property damage, forklift operators must possess the physical and mental ability to operate this equipment safely.

The eight forklift accidents re-created in this video will show your employees the life-threatening consequences of incorrect and unsafe lift truck operation. As a result, operators and pedestrians will be motivated to make an ongoing commitment to safety in areas where forklifts are present. They will also understand the three basic areas of forklift safety.

1416

Categories: Forklift Safety
Length: 7 minutes
© 1998

3996

Categories: Forklift Safety
Length: 9 minutes
© 2010

3858

Categories: Forklift Safety
Length: 20 minutes
© 2008

3894

Categories: Forklift Safety, High-Impact
Length: 20 minutes
© 1993

1812

Categories: Forklift Safety, High-Impact
Length: 19 minutes
© 1998



High-Impact Forklift Operator Training (Concise) ES

Nearly 1,000,000 powered industrial trucks are used in the workplace today. They are produced in many different sizes and models, and help us perform a wide variety of tasks. While these machines assist us in lifting and moving heavy loads, they can also extremely dangerous to operate.

Each year, powered industrial trucks account for more than 1,000 injuries and over 100 deaths. To prevent accidents that result in personal injury and property damage, forklift operators must possess the physical and mental ability to operate this equipment safely. The eight forklift accidents re-created in this video will show to your employees the life-threatening consequences of incorrect and unsafe lift truck operation. As a result, operators and pedestrians will be motivated to make an ongoing commitment to safety in areas where forklifts are present. They will also understand the three basic areas of forklift safety.



High-Impact Forklift Safety (Concise)

According to OSHA , the primary cause of forklift mishaps is the failure of operators, pedestrians, and co-workers to follow safe work practices at all times. This program illustrates the severity of these accidents with graphic re-creations of real life incidents. With the aid of these dramatic portrayals, the video offers detailed information on lift truck accident causes, forklift accident prevention and loading/unloading procedures.



More High-Impact Forklift Safety

This program contains graphic re-creations and mishaps. Operators who view this program will never forget the valuable safety lessons it contains! Forklifts are so diverse and powerful that they allow us to carry practically anything and place it almost anywhere. Along with that ability, we as operators also carry a large amount of responsibility. We must be responsible not only for the proper operation of our truck and delivery of our load, but also for our safety while driving and the safety of anyone in our path. This powerful video shows how unsafe forklift operation leads to injuries, deaths, and property damage.



More High-Impact Forklift Safety (Concise) ES

This program contains graphic re-creations and mishaps. Operators who view this program will never forget the valuable safety lessons it contains! Forklifts are so diverse and powerful that they allow us to carry practically anything and place it almost anywhere. Along with that ability, we as operators also carry a large amount of responsibility. We must be responsible not only for the proper operation of our truck and delivery of our load, but also for our safety while driving and the safety of anyone in our path. This powerful video shows how unsafe forklift operation leads to injuries, deaths, and property damage.



More High-Impact Forklift Safety (Non-Graphic) ES

This program contains graphic re-creations and mishaps. Operators who view this program will never forget the valuable safety lessons it contains! Forklifts are so diverse and powerful that they allow us to carry practically anything and place it almost anywhere. Along with that ability, we as operators also carry a large amount of responsibility. We must be responsible not only for the proper operation of our truck and delivery of our load, but also for our safety while driving and the safety of anyone in our path. This powerful video shows how unsafe forklift operation leads to injuries, deaths, and property damage.

3672

Categories: Forklift Safety, High-Impact
Length: 8 minutes
© 1998

3671

Categories: Forklift Safety, High-Impact
Length: 7 minutes
© 1993

3225

Categories: Forklift Safety, High-Impact
Length: 20 minutes
© 2004

3339

Categories: Forklift Safety, High-Impact
Length: 13 minutes
© 2004

3561

Categories: Forklift Safety, High-Impact
Length: 20 minutes
© 2004



More High-Impact Forklift Safety
(Concise Non-Graphic) ^{ES}

This program contains graphic re-creations and mishaps. Operators who view this program will never forget the valuable safety lessons it contains! Forklifts are so diverse and powerful that they allow us to carry practically anything and place it almost anywhere. Along with that ability, we as operators also carry a large amount of responsibility. We must be responsible not only for the proper operation of our truck and delivery of our load, but also for our safety while driving and the safety of anyone in our path. This powerful video shows how unsafe forklift operation leads to injuries, deaths, and property damage.



Operating Forklifts Safely ^{ES}

This safety video gives viewers a solid overview of forklift characteristics and safe forklift operation. It's a fast-paced program featuring several dramatic reenactments of typical forklift mishaps. The Larry character is also featured, and you can only imagine some of the mistakes he makes — mistakes that viewers can learn from.

The program covers the following material: forklift handling, stability and load limits, understanding your forklift, forklift inspection, refueling and recharging, picking up and placing loads, including elevated loads, general safe driving guidelines, operating around pedestrians and other forklifts.



Operating Forklifts Safely (Concise) ^{ES}

This safety video gives viewers a solid overview of forklift characteristics and safe forklift operation. It's a fast-paced program featuring several dramatic reenactments of typical forklift mishaps. The Larry character is also featured, and you can only imagine some of the mistakes he makes — mistakes that viewers can learn from.

The program covers the following material: forklift handling, stability and load limits, understanding your forklift, forklift inspection, refueling and recharging, picking up and placing loads, including elevated loads, general safe driving guidelines, operating around pedestrians and other forklifts



Walkie Stackers Safety ^{ES}

Great video for this unique piece of equipment.

Topics include: safe operating procedures, engineering principles, controls and much more. Comprehensive and complete training.



Don't Be a Dummy About Forklift Safety ^{ES}

You don't really want to be a dummy about forklift safety. Those simple words really explain the purpose of this program. This video discusses important concepts about forklift safety and the consequences of unsafe acts. Featured are workplace dummies who commit common safety errors that result in injury and property damage: driving forklifts erratically, not paying attention, showing off, and taking unnecessary risks.

These incidents drive home the point that safe forklift operators must have good safety attitudes and must exercise sound judgment.

Topics include: pre-operational inspection, responsible driving and operation, vehicle stability, unique handling characteristics, traveling on sloped surfaces, and using forklifts to reach elevated areas.

3562

Categories: Forklift Safety, High-Impact
Length: 10 minutes
© 2004

3226

Categories: Forklift Safety
Length: 20 minutes
© 2004

3529

Categories: Forklift Safety
Length: 10 minutes
© 2006

3209

Categories: Materials Handling, Forklift Safety
Length: 8 minutes
© 2003

1125

Categories: Forklift Safety
Length: 18 minutes
© 2001



Don't Be a Dummy About Forklift Safety
(Concise) ^{ES}

You don't really want to be a dummy about forklift safety. Those simple words really explain the purpose of this program. This video discusses important concepts about forklift safety and the consequences of unsafe acts. Featured are workplace dummies who commit common safety errors that result in injury and property damage: driving forklifts erratically, not paying attention, showing off, and taking unnecessary risks.

These incidents drive home the point that safe forklift operators must have good safety attitudes and must exercise sound judgment.

Topics include: pre-operational inspection, responsible driving and operation, vehicle stability, unique handling characteristics, traveling on sloped surfaces, and using forklifts to reach elevated areas.



Operating Order Selectors Safely (Concise)

Order selectors, sometimes called order pickers, allow us to move materials, supplies, and merchandise to and from storage areas more efficiently than ever before. Like all other powered industrial trucks, they can be extremely hazardous if safe work practices are not followed. This program examines some common hazards posed by the operation of order selectors, and how to control these hazards through safe operating practices.



Operating Reach Trucks Safely (Concise) ^{ES}

Reach trucks are a critical part of many material handling operations, as they can move loads of material smoothly and efficiently in areas too tight for traditional forklifts. As useful, powerful, and critical as they have become, reach trucks can also be dangerous when operated in an unsafe manner. This program discusses common hazards presented by the operation of reach trucks and how to control those hazards through safe operating techniques.



Operating Reach Trucks Safely ^{ES}

Reach trucks are a critical part of many material handling operations, as they can move loads of material smoothly and efficiently in areas too tight for traditional forklifts. As useful, powerful, and critical as they have become, reach trucks can also be dangerous when operated in an unsafe manner. This program discusses common hazards presented by the operation of reach trucks, and how to control those hazards through safe operating techniques.



Operating Electric Pallet Jacks Safely (Concise) ^{ES}

Electric pallet jacks, often called pallet trucks, are designed for lifting and transporting palletized materials over relatively short distances. They come in many different types and styles and are vital to daily operations in today's industry. Even though they seem simple to use, they can be very dangerous when used by an untrained operator or in an unsafe manner. This program discusses how to safely operate electric-powered pallet jacks so operators can deliver their loads while avoiding injury and property damage.



Operating Order Selectors Safely ^{ES}

Order selectors, sometimes called order pickers, allow us to move materials, supplies and merchandise to and from storage areas more efficiently than ever before. Like all other powered industrial trucks, they can be extremely hazardous if safe work practices are not followed. This program examines some common hazards posed by the operation of order selectors and how to control these hazards through safe operating practices.

1547

Categories: Forklift Safety
Length: 10 minutes
© 2001

3963

Categories: Equipment Specific Videos, Materials Handling, Forklift Safety
Length: 9 minutes
© 2005

3962

Categories: Equipment Specific Videos, Materials Handling, Forklift Safety
Length: 9 minutes
© 2005

3663

Categories: Equipment Specific Videos, Materials Handling, Forklift Safety
Length: 18 minutes
© 2005

3661

Categories: Equipment Specific Videos, Materials Handling, Forklift Safety
Length: 11 minutes
© 2005

3440

Categories: Equipment Specific Videos, Materials Handling, Forklift Safety
Length: 15 minutes
© 2005



Operating Electric Pallet Jacks Safely ^{ES}

Electric pallet jacks, often called pallet trucks, are designed for lifting and transporting palletized materials over relatively short distances. They come in many different types and styles and are vital to daily operations in today's industry. Even though they seem simple to use, they can be very dangerous when used by an untrained operator or in an unsafe manner. This program discusses how to safely operate electric-powered pallet jacks so operators can deliver their loads while avoiding injury and property damage.



Order Picker Safety

This program meets OSHA's revised standard, which calls for equipment-specific training. Commonly used in a warehouse setting, this piece of equipment involves a unique hazard due to its high center of gravity and potential for employee falls when in an elevated position. Topics include: how to operate truck, performing proper inspections, fall protection, and evaluating operator skill level.



Safety of People and Equipment in Warehouse

This safety video highlights the relationship of forklift operators and other workers for their equal responsibility in providing a safe environment. Stresses the responsibility of safety for every employee, not just equipment operators.



Loading and Unloading Trailers

An excellent program which explains how to properly load and unload trailers using forklifts. Many injuries occur when performing this work due to inexperience or not understanding the proper safety procedures.



Roll Stock: Handling, Damage Prevention and Safety

The focus of this two-part video is roll stock (paper) damage prevention and safety. Tips from experienced operators and real experiences enhance the delivery of key messages to operators handling roll stock. **Topics include:** damage reduction tips, dock locks and wheel chocking, pedestrians and visibility, inspecting and loading trailers and box cars, as well as a summary of seven tips to live by.



Sliding Boom (Telescopic) Forklift Operating Techniques

Operators of this equipment are subject to some difficult conditions. From rough terrain and people on the job site to proper hand signals and avoiding power lines, this video is a great summary of ten rules to live by. **Topics include:** the Importance of load charts, center of gravity and avoiding tip overs,' roading' the forklift and hills, steering options, and leveling the load.

3380

Categories: Equipment Specific Videos, Materials Handling, Forklift Safety
Length: 15 minutes
© 2005

3347

Categories: Equipment Specific Videos, Materials Handling, Forklift Safety
Length: 9 minutes
© 2006

3454

Categories: Forklift Safety, Pedestrian Safety
Length: 10 minutes
© 2006

3345

Categories: Forklift Safety
Length: 13 minutes
© 2006

4426

Categories: Forklift Safety, Materials Handling
Length: 21 minutes
© 2003

4424

Categories: Forklift Safety, Construction
Length: 18 minutes
© 2003



Large Capacity Forklift Operation: Indoor

This is not your typical forklift safety video. Handling large loads requires both skill and an attitude for safety. Filmed indoors and outside at a wood processing plant, this video promotes safe operating techniques. Even seasoned operators will be reminded of the dangers associated with this equipment. **Topics include:** trailer and box car loading; tail swing; overhead clearances; pick up, transport, and delivery of large loads; and eight tips for safe, productive operation.



Large Capacity Forklift: Inspection and Maintenance

Pre-operation inspections are important for all heavy equipment. An impending equipment failure can quickly create a dangerous situation for the operator or nearby people. **This program covers:** how to complete a pre-operation inspection, what to inspect, and forklift capacities.



Large Capacity Forklift Operation: Lumber Yard

Without knowledge of what *can* happen, easy to operate large capacity rough terrain forklifts can quickly become dangerous to people both inside and outside the operator's cab. This video combines the tips and experiences of real lumber yard operators with practical safety advice. Real accidents are highlighted. **Topics include:** pedestrian and equipment traffic, design and operating capabilities, center of gravity, safe load and transport, night operations, and working on slopes.



Battery Charging Safety

This important program addresses safety precautions in handling batteries on forklifts and powered pallet jacks. Examines personal protective equipment use and general safety rules when engaging in electric battery charging operations.



Reach Truck Safety ^{ES}

Reach trucks, also known as narrow aisle trucks, are designed to operate in warehouses with narrow aisles. These trucks have some things in common with standard sit down forklifts, but also have some unique features that need to be taken into account in order to operate safely. This program covers pre-shift inspections, load capacities, basic safe operating procedures, turning and lifting, and engineering principles.

4423

Categories: Forklift Safety
Length: 19 minutes
© 2003

4422

Categories: Forklift Safety
Length: 9 minutes
© 2003

4425

Categories: Forklift Safety, Log Yard
Length: 22 minutes
© 2003

4754

Categories: Forklift Safety, Materials Handling
Length: 10 minutes
© 2015

4204

Categories: Equipment Specific Videos, Forklift Safety, Materials Handling
Length: 15 minutes
© 2019

Grain Elevator



Grain Elevator Safety ES

There are a multitude of potential hazards when working in or near a grain elevator.

This safety video takes a detailed look at: Personal Protective Equipment (PPE), Confined Space Entry, Grain Bins, Grain Dust Explosions.



Grain Elevator: Fixed Ladder, Stairs, and Catwalks ES

This safety video examines potential fall hazards when working at a grain elevator. The primary concerns are fixed ladders, stairs and catwalks. The program outlines the potential hazards associated with these 3 types of access/egress and shows ways these hazards can be reduced or eliminated. Proper inspection procedures along with safe rules of use are presented in a concise, to the point manner.



Grain Elevator: Working Safely Around Rail Cars ES

A train is a powerful machine that needs to be respected. Working around trains requires constant vigilance and attention to safety. This safety video program is a great way to raise awareness, and explain potential rail yard hazards to employees working in this environment, whether working atop trains, near tracks or any where near a train in your facility. One small mistake near a train can have grave consequences. This program is a great tool to help minimize this risk.

4745

Categories: Grain Elevator, Agriculture

Length: 10 minutes

© 2015

4746

Categories: Fall Protection / Prevention, Agriculture, Grain Elevator

Length: 8 minutes

© 2015

4747

Categories: Grain Elevator, Agriculture

Length: 9 minutes

© 2015

Hand Safety



Preventing Hand, Wrist, and Finger Injuries

Our hands are exposed to countless workplace hazards that can cause severe injuries: machinery that can pinch or crush, knives and sharp tools that can cut or puncture, corrosive or irritating chemicals, extreme heat or cold, and ergonomic-related hazards. Hand, wrist, and finger injuries often have severe consequences such as extended time away from work and physical rehabilitation. Fortunately, most hand injuries can be prevented by following safe work practices and wearing appropriate PPE. That's the purpose of this program – to review the basic safety precautions that can be followed and the various protective gloves that can be worn to prevent workplace hand injuries.

Topics include: maintaining an awareness of where we place our hands, types of protective gloves, nip points and pinch points, preventing entanglement injuries, using tools safely, and preventing ergonomic disorders.



Preventing Hand, Wrist, and Finger Injuries: Overview 🔊

Our hands are exposed to countless workplace hazards that can cause severe injuries: machinery that can pinch or crush, knives and sharp tools that can cut or puncture, corrosive or irritating chemicals, extreme heat or cold, and ergonomic-related hazards. Hand, wrist, and finger injuries often have severe consequences such as extended time away from work and physical rehabilitation. Fortunately, most hand injuries can be prevented by following safe work practices and wearing appropriate PPE. This program provides an overview of the basic safety precautions workers can follow to prevent hand, wrist, and finger injuries.

Topics include: maintaining an awareness of where we place our hands, pinch points and in-running nip points, protective gloves, and reducing ergonomic strain on our hands.



Maintaining Awareness Prevents Hand Injuries 🔊

Our hands are exposed to countless workplace hazards that can cause severe injuries: machinery that can pinch or crush, knives and sharp tools that can cut or puncture, corrosive or irritating chemicals, extreme heat or cold, and ergonomic-related hazards. Hand, wrist, and finger injuries often have severe consequences such as extended time away from work and physical rehabilitation. Fortunately, most hand injuries can be prevented by following safe work practices and wearing appropriate PPE. This program discusses the distractions we must avoid and the precautions we must follow in order to maintain an awareness of where we are placing our hands at all times.



Types of Protective Gloves 🔊

Our hands are exposed to countless workplace hazards that can cause severe injuries: machinery that can pinch or crush, knives and sharp tools that can cut or puncture, corrosive or irritating chemicals, extreme heat or cold, and ergonomic-related hazards. Hand, wrist, and finger injuries often have severe consequences such as extended time away from work and physical rehabilitation. Fortunately, most hand injuries can be prevented by following safe work practices and wearing appropriate PPE. This program provides an overview of the various types of protective gloves that can protect our hands against workplace hazards.

5162

Categories: Hand Safety

Length: 13 minutes

© 2020

5163

Categories: Hand Safety

Length: 2 minutes 21 seconds

© 2020

🔊 This program is a microlearning.

5164

Categories: Hand Safety

Length: 1 minute 40 seconds

© 2020

🔊 This program is a microlearning.

5165

Categories: Hand Safety

Length: 1 minute 39 seconds

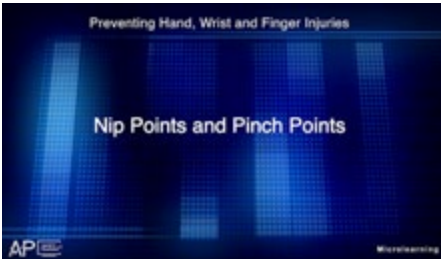
© 2020

🔊 This program is a microlearning.



Proper Fit, Inspection, and Maintenance of Gloves

Our hands are exposed to countless workplace hazards that can cause severe injuries: machinery that can pinch or crush, knives and sharp tools that can cut or puncture, corrosive or irritating chemicals, extreme heat or cold, and ergonomic-related hazards. Hand, wrist, and finger injuries often have severe consequences such as extended time away from work and physical rehabilitation. Fortunately, most hand injuries can be prevented by following safe work practices and wearing appropriate PPE. This program explains that in order for protective gloves to provide adequate protection, they must fit properly and comfortably, be inspected before each use, and maintained according to the manufacturer's recommendations.



Nip Points and Pinch Points

Our hands are exposed to countless workplace hazards that can cause severe injuries: machinery that can pinch or crush, knives and sharp tools that can cut or puncture, corrosive or irritating chemicals, extreme heat or cold, and ergonomic-related hazards. Hand, wrist, and finger injuries often have severe consequences such as extended time away from work and physical rehabilitation. Fortunately, most hand injuries can be prevented by following safe work practices and wearing appropriate PPE. This program explains how the hazards of nip points, also called pinch points, are created and the precautions that must be followed to avoid them.



Preventing Entanglement Injuries

Our hands are exposed to countless workplace hazards that can cause severe injuries: machinery that can pinch or crush, knives and sharp tools that can cut or puncture, corrosive or irritating chemicals, extreme heat or cold, and ergonomic-related hazards. Hand, wrist, and finger injuries often have severe consequences such as extended time away from work and physical rehabilitation. Fortunately, most hand injuries can be prevented by following safe work practices and wearing appropriate PPE. This program discusses the measures that must be taken to prevent hand entanglement injuries when working around the moving parts of machinery, and other hazards.



Using Tools Safely

Our hands are exposed to countless workplace hazards that can cause severe injuries: machinery that can pinch or crush, knives and sharp tools that can cut or puncture, corrosive or irritating chemicals, extreme heat or cold, and ergonomic-related hazards. Hand, wrist, and finger injuries often have severe consequences such as extended time away from work and physical rehabilitation. Fortunately, most hand injuries can be prevented by following safe work practices and wearing appropriate PPE. This program discusses the safe work practices that help prevent hand injuries when using hand and power tools.



Preventing Ergonomic Disorders

Our hands are exposed to countless workplace hazards that can cause severe injuries: machinery that can pinch or crush, knives and sharp tools that can cut or puncture, corrosive or irritating chemicals, extreme heat or cold, and ergonomic-related hazards. Hand, wrist, and finger injuries often have severe consequences such as extended time away from work and physical rehabilitation. Fortunately, most hand injuries can be prevented by following safe work practices and wearing appropriate PPE. This program discusses basic precautions workers can follow to prevent carpal tunnel syndrome and other ergonomic disorders.

5166

Categories: Hand Safety

Length: 1 minute 28 seconds

© 2020

This program is a microlearning.

5167

Categories: Hand Safety

Length: 1 minute 42 seconds

© 2020

This program is a microlearning.

5168

Categories: Hand Safety

Length: 1 minute 34 seconds

© 2020

This program is a microlearning.

5169

Categories: Hand Safety

Length: 1 minute 42 seconds

© 2020

This program is a microlearning.

5170

Categories: Hand Safety

Length: 1 minute 13 seconds

© 2020

This program is a microlearning.



Lessons Learned from Hand Injuries

From our earliest moments, we use our hands to learn, to explore and to interact with the world around us, and now as working adults, our hands continue to be “out front,” touching, grasping, pushing, pulling, and lifting our way through work and through life. Unfortunately, being “out front” can also mean being placed in danger, and sometimes things go wrong. This program features reenactments of workplace hand injury scenarios to teach valuable safety lessons about protecting our hands in every situation where hazards exist. Viewers will see the traumatic consequences of becoming distracted, using improper gloves, wearing jewelry around moving machinery, failing to pay attention to our work, and attempting job tasks we aren’t qualified to perform.



Lessons Learned from Hand Injuries (Non-Graphic)

From our earliest moments, we use our hands to learn, to explore and to interact with the world around us, and now as working adults, our hands continue to be “out front,” touching, grasping, pushing, pulling, and lifting our way through work and through life. Unfortunately, being “out front” can also mean being placed in danger, and sometimes things go wrong. This program features reenactments of workplace hand injury scenarios to teach valuable safety lessons about protecting our hands in every situation where hazards exist. Viewers will see the traumatic consequences of becoming distracted, using improper gloves, wearing jewelry around moving machinery, failing to pay attention to our work, and attempting job tasks we aren’t qualified to perform.



Lessons Learned from Hand Injuries (Concise)

From our earliest moments, we use our hands to learn, to explore and to interact with the world around us, and now as working adults, our hands continue to be “out front,” touching, grasping, pushing, pulling, and lifting our way through work and through life. Unfortunately, being “out front” can also mean being placed in danger, and sometimes things go wrong. This program features reenactments of workplace hand injury scenarios to teach valuable safety lessons about protecting our hands in every situation where hazards exist. Viewers will see the traumatic consequences of becoming distracted, using improper gloves, wearing jewelry around moving machinery, failing to pay attention to our work, and attempting job tasks we aren’t qualified to perform.



Lessons Learned from Hand Injuries (Concise Non-Graphic)

From our earliest moments, we use our hands to learn, to explore and to interact with the world around us, and now as working adults, our hands continue to be “out front,” touching, grasping, pushing, pulling, and lifting our way through work and through life. Unfortunately, being “out front” can also mean being placed in danger, and sometimes things go wrong. This program features reenactments of workplace hand injury scenarios to teach valuable safety lessons about protecting our hands in every situation where hazards exist. Viewers will see the traumatic consequences of becoming distracted, using improper gloves, wearing jewelry around moving machinery, failing to pay attention to our work, and attempting job tasks we aren’t qualified to perform.



Hand Safety

Dramatic interviews with people who have suffered hand injuries combined with realistic wrong-way/right-way scenarios delivers a powerful message. This video has been called “the best hand safety video available!”

4020

Categories: Hand Safety

Length: 20 minutes

© 2010

4021

Categories: Hand Safety

Length: 20 minutes

© 2010

4022

Categories: Hand Safety

Length: 11 minutes

© 2010

4023

Categories: Hand Safety

Length: 11 minutes

© 2010

3005

Categories: Hand Safety

Length: 10 minutes

© 2000



Hand Safety (Concise)

Dramatic interviews with people who have suffered hand injuries combined with realistic wrong way/right way scenarios delivers a powerful message. This video has been called, “the best hand safety video available!”



High-Impact Hand Safety (Non-Graphic)

This video vividly re-creates 15 hand and finger injuries to show the viewer the effects of unsafe work practices. While the program graphically illustrates each accident, it also presents the causes and prevention measures for each one. The program will force the viewer to think about the value of his hands and how fragile they can be if neglected or left unprotected.



High-Impact Hand Safety (Concise)


This video vividly recreates 15 hand and finger injuries to show the viewer the effects of unsafe work practices. While the program graphically illustrates each accident, it also presents the causes and prevention measures for each one. The program will force the viewer to think about the value of his hands and how fragile they can be if neglected or left unprotected.



Preventing Hand Injuries

Hand injuries on the job can happen for many different reasons and the results of those injuries can be life-changing. In less than a second, hands can be cut, crushed, burned, or even worse. By following good safety practices, hand injuries can be prevented.

This safety video presents information on how hands get injured and what workers can do to prevent them including common injuries, the hazards to look out for, and safe practices workers need to take to protect their hands.



Hand Injury Prevention: You Control It

A hand injury occurs in the workplace every 32 seconds. Though they usually do not grab the headlines and are not fatal in nature, over 16 million individuals seek emergency care each year for hand injuries. Hands are often in the forefront of the specific task being performed and thus exposed to more risks. This program educates your employees on the different types of hand injuries that can occur, how to recognize common hazards found in the workplace, and preventive measures to take to protect their hands. Safety is a personal responsibility. A hand injury can occur in a moment, but affect you for a lifetime. This program will motivate your workers to use best practices to prevent hand injuries.



Every Time I Look At My Hand

This program features testimony from workers who have suffered traumatic, disabling hand injuries. Through their testimony, the viewer will learn the importance of taking the time to do a job correctly. Nip points, loose clothing and jewelry, lockout/tagout, and using proper tools are all covered in the video.

3849

Categories: Hand Safety

Length: 9 minutes

© 2008

1466

Categories: Hand Safety, High-Impact

Length: 18 minutes

© 1994

3675

Categories: Hand Safety, High-Impact

Length: 6 minutes

© 1994

4781

Categories: Hand Safety

Length: 11 minutes

© 2015

3966

Categories: Hand Safety

Length: 12 minutes

© 2010

3123

Categories: Hand Safety

Length: 12 minutes

© 2001



Knife Safety in the Workplace

While the blade of a knife may be sharp, it’s not very bright. It cannot tell the difference between cutting work material or slicing a hand or finger. That’s why your employees must stay sharp, always keeping their minds on safety when using industrial knives. This program discusses common industrial knife safety rules and explains why a deep cut or laceration to a worker’s hand can be so damaging.



Knife Safety in the Workplace (Concise)

While the blade of a knife may be sharp, it’s not very bright. It cannot tell the difference between cutting work material or slicing a hand or finger. That’s why your employees must stay sharp, always keeping their minds on safety when using industrial knives. This program discusses common industrial knife safety rules and explains why a deep cut or laceration to a worker’s hand can be so damaging.



Utility Knife Safety

The simple utility knife, often called a razor knife or box knife, is used in just about every home and workplace. These handy tools are very convenient and uncomplicated devices. Yet, they cause thousands of injuries every year ranging from simple knuckle nicks to life-changing injuries. This safety video covers the safe use of utility knives including the different types of knives that are available, techniques for cutting safely, and how to change blades without getting injured.



Boxcutter/Utility Knife Safety

This attention grabbing safety video provides an excellent overview of utility knife/box cutter safety. Filmed in a variety of work settings, the video begins with a serie s of mishaps caused by the unsafe use of utility knives. The mishaps are then carefully examined to reveal the underlying causes, as well as the steps that would prevent similar mishaps. Using this engaging style, the video covers the following material: The proper use and handling of box cutters/utility knives, Using the correct knife for the job, Knife maintenance and inspection, Proper blade changing and disposal This video will help you reduce injuries, lost time and damaged product.



Hand, Wrist, and Finger Safety in Construction Environments

Our hands, wrists, and fingers are valuable tools — the most valuable we will ever own. Whether we are completing a project at work or playing catch with the kids, our hands are involved in just about everything we do. In fact, we use our hands so much that they are exposed to a multitude of hazards. Throughout the day our hands can encounter hazards such as machines with heavy or fast moving parts that can pinch or grab, sharp tools that can cut or puncture, and corrosive materials that can damage the skin. If these types of hazards go unchecked, they can cause real problems. Fortunately, there are a number of ways that we can protect and care for our hands. This video training program discusses the various types of activities employees can engage in where their hands, wrists, and fingers can be subject to injury, and what they can do to avoid hazards and protect their hands.

Topics covered in these products include: the hand and how it works, preparing for the job, personal protective equipment, fit and care of personal protective equipment, ergonomic hazards, and more.

1435

Categories: Hand Safety, Equipment Specific Videos, Maintenance & Operations

Length: 16 minutes

© 2004

1587

Categories: Hand Safety, Equipment Specific Videos, Maintenance & Operations

Length: 10 minutes

© 2004

4785

Categories: Hand Safety, Equipment Specific Videos, Maintenance & Operations

Length: 9 minutes

© 2015

3227

Categories: Equipment Specific Videos, Maintenance & Operations, Hand Safety

Length: 7 minutes

© 2004

3961

Categories: Hand Safety, Construction

Length: 12 minutes

© 2018



Box Cutter Safety — Supermarket Series

Regardless of the type of box cutters used in your store, they all can cause serious injuries if not used properly. This short video is designed to show employees the dangers of box cutters as well as steps they can take to remain safe.

Topics include: safe postures, blade disposal and safe blade changing techniques.

4053

Categories: Hand Safety, Supermarket Safety

Length: 6 minutes

© 2011

Harassment



The Many Faces of Harassment and Discrimination

Harassment and discrimination not only decrease productivity and lower morale, they are also forms of workplace abuse. The effects can be emotional, physical, and social. Whether intentional or not, destructive behaviors undermine the constructive work employers put into their company and it can run rampant in many organizations. For this reason, companies need to repel abuse in all forms.

This program discusses the various types of unwelcome conduct found in our workplaces, including racial discrimination, sex discrimination, bullying, and sexual harassment. More importantly, it explains how a victim should respond to these forms of abusive behavior.

5244

Categories: Human Resources, Harassment

Length: 20 minutes

© 2020



Harassment Exposed

Many companies have done very little to create a workplace free of harassment and they pay a high price. The people who leave their jobs take their ideas, their talent, and their potential to another company. This program explains why it is mostly men who harass others, when an environment becomes sexually hostile, and the ways to disarm a harassing perpetrator.

Other topics include: the effects of sexual harassment in the workplace, common myths about sexual harassment, how to respond when co-workers are being harassed, and how management can effectively respond to workplace harassment.

5243

Categories: Human Resources, Harassment

Length: 17 minutes

© 2020



Harassment Prevention

Employees have the legal right to perform their job without being subjected to workplace harassment. Sexual harassment occurs whenever unwelcome conduct on the basis of gender affects a person's job. While we often link sexual harassment to unwanted advances or inappropriate sexual comments, it also includes any discriminatory action based on gender. Harassment, whether deliberate or not, is an issue that must be addressed and handled immediately. It can take a serious toll on the victims as well as affect the accused, the co-workers, and the company itself. This program explains what comprises harassment, what to do about harassment and how to eliminate harassment in the workplace.


Topics include: the different types of harassment, how to handle the situation if you're being harassed, steps to create a harassment free workplace, and how to help those who harass learn from their mistakes.

5219

Categories: Human Resources, Harassment

Length: 5 minutes

© 2019



Humor, Sarcasm, and Conflicts

It's clear that employees who have fun on the job are more creative, make better decisions, and get along with their co-workers. It is very important to minimize boredom and fatigue, and humor and laughter can reduce stress and boost morale. Of course, humor in the workplace must be appropriate. Sarcasm and teasing tend to be negative, often coming from a place of hostility, and is usually hurtful to the recipient. This program discusses the importance of fun and humor in the workplace and the fine line between appropriate humor and rudeness.

5239

Categories: Human Resources, Harassment

Length: 5 minutes

© 2019



Preventing Harassment: Creating a Positive Workplace in Office Settings ^{ES}

Good communication and respect for others creates a beneficial work environment where employees feel safe and productive. When the workplace is disrupted by someone disrespecting one or more co-workers, anger and resentment can destroy morale. Workplace harassment can damage relationship and destroy lines of communication among employees. This safety video discusses various types of workplace harassment and how this unwelcome behavior affects the work environment. It also explains what you should do if you are a victim or observer of disrespectful conduct and how you can avoid having your own behavior interpreted as harassment. Featured are a variety of scenarios where workers exhibit unwelcome behavior to show viewers what types of behavior constitute harassment and how they should respond to such conduct.



Preventing Harassment: Creating a Positive Workplace in Office Settings (Concise) ^{ES}

Good communication and respect for others creates a beneficial work environment where employees feel safe and productive. When the workplace is disrupted by someone disrespecting one or more co-workers, anger and resentment can destroy morale. Workplace harassment can damage relationship and destroy lines of communication among employees. This safety video discusses various types of workplace harassment and how this unwelcome behavior affects the work environment. It also explains what you should do if you are a victim or observer of disrespectful conduct and how you can avoid having your own behavior interpreted as harassment. Featured are a variety of scenarios where workers exhibit unwelcome behavior to show viewers what types of behavior constitute harassment and how they should respond to such conduct.



Preventing Harassment: Creating a Positive Workplace in Industrial Settings ^{ES}

Good communication and respect for others creates a beneficial work environment where employees feel safe and productive. When the workplace is disrupted by someone disrespecting one or more co-workers, anger and resentment can destroy morale. Workplace harassment can damage relationship and destroy lines of communication among employees. This safety video discusses various types of workplace harassment and how this unwelcome behavior affects the work environment. It also explains what you should do if you are a victim or observer of disrespectful conduct and how you can avoid having your own behavior interpreted as harassment. Featured are a variety of scenarios where workers exhibit unwelcome behavior to show viewers what types of behavior constitute harassment and how they should respond to such conduct.



Preventing Harassment: Creating a Positive Workplace in Industrial Settings (Concise) ^{ES}

Good communication and respect for others creates a beneficial work environment where employees feel safe and productive. When the workplace is disrupted by someone disrespecting one or more co-workers, anger and resentment can destroy morale. Workplace harassment can damage relationship and destroy lines of communication among employees. This safety video discusses various types of workplace harassment and how this unwelcome behavior affects the work environment. It also explains what you should do if you are a victim or observer of disrespectful conduct and how you can avoid having your own behavior interpreted as harassment. Featured are a variety of scenarios where workers exhibit unwelcome behavior to show viewers what types of behavior constitute harassment and how they should respond to such conduct.

4082

Categories: Harassment, Human Resources, Office Safety

Length: 21 minutes

© 2011

4083

Categories: Harassment, Human Resources, Office Safety

Length: 11 minutes

© 2011

4080

Categories: Harassment, Human Resources

Length: 21 minutes

© 2011

4081

Categories: Harassment, Human Resources

Length: 11 minutes

© 2011



Workplace Harassment in Industrial Facilities ^{ES}

Most of us cannot do our work without interacting with other people. Effective communication is usually part of the job, and cooperation can be essential. When interaction, communication and cooperation are hindered in some way the workplace can become “toxic” and threaten our sense of well-being. Feelings of stress, frustration and anger can boil to the surface. Attendance, productivity, quality and safety often suffer. When people hear the word “harassment” they usually think of sexually-related activity. But harassment encompasses a wide range of behavior – from practical jokes to intimidation. It can also include threats, verbal abuse and discrimination, even stalking and assault... and anyone can be subject to it. “Workplace Harassment in Industrial Facilities” discusses the various types of harassment that are found in the workplace, how they can affect an employee’s work situation and what employees themselves can do to help prevent workplace harassment.

Topics covered in these products include: The nature of workplace harassment, How to recognize various types of harassment, How to handle verbal abuse and threats, The many forms sexual harassment can take, How to recognize the many variations of “assault,” Knowing what to do, and what not to do, when confronted with a stalker, How fostering a positive workplace environment can increase productivity and safety, and more!



Handling A Sexual Harassment Investigation ^{ES}

Sexual harassment can have an incalculable cost for victims, their families, friends and co-workers. Any form of sexual conduct in the workplace is inappropriate, and may constitute sexual harassment if the actions or comments are unwanted or threatening. But recognizing sexual harassment is only half the battle. If action isn’t taken quickly, and the situation is not resolved fairly, a company can face lawsuits and hefty fines. In fact, the company’s reputation, business relationships and financial security could depend on how a manager or supervisor handles a sexual harassment incident. The third of a three-part series on preventing sexual harassment in the workplace, “Handling a Sexual Harassment Investigation” looks at a company’s legal responsibility to prevent and deal with sexual harassment incidents, examines policies and procedures that should be followed when investigating allegations of sexual harassment, and discusses how to interview apparent victims, alleged harassers and potential witnesses.

Areas covered in the program include: A company’s legal responsibility regarding sexual harassment. Conducting an ethical investigation. Beginning the investigation process. Documenting harassment allegations. Interviewing alleged harassers and witnesses.



Preventing Sexual Harassment ^{ES}

Most employees have heard the term “sexual harassment.” But many of them do not know exactly what it means. More importantly, they may not be aware that some of the things they do might be considered sexual harassment. When people think about sexual harassment they often picture a male supervisor cornering a female employee to make unwanted sexual advances. While most reported cases do involve females being harassed by males, people of both genders, of any age and of any sexual orientation, can be victims.

Areas covered in the program include: What constitutes sexual harassment, Behaviors to avoid, Recognizing victims and harassers, Avoiding “accidental” harassment, How to handle a sexual harassment incident, Reporting sexual harassment to management.

3906

Categories: Harassment, Human Resources

Length: 17 minutes

© 2009

3476

Categories: Human Resources, Harassment

Length: 16 minutes

© 2017

3328

Categories: Harassment, Human Resources

Length: 13 minutes

© 2006



Preventing Sexual Harassment for Managers and Supervisors ^{ES}

Most managers and supervisors have heard about fines and lawsuits brought against companies that ignore “sexual harassment.” And while they are the first lines of defense in preventing sexual harassment incidents, many managers and supervisors don’t know what constitutes harassment, or what they should do if it occurs. Complicating things is that recognizing sexual harassment can be difficult. Conduct that might appear harmless to one person could be harassment to others. The second of a three-part series on preventing sexual harassment in the workplace, “Preventing Sexual Harassment for Managers and Supervisors” looks at behaviors and actions that can constitute sexual harassment, discusses why managers and supervisors must pay particular attention to what they say and do, and examines how to recognize sexual harassment in the workplace.

Areas covered in the program include: what constitutes sexual harassment, managers’ and supervisors’ responsibilities, preventing sexual harassment, recognizing sexual harassment, what to do if sexual harassment occurs.



Bullying in the Workplace

This program discusses the traits of a bully, how to handle a bully, and how managers can eradicate bullying. Viewers will learn that while some bullies are obvious, others may be much more subtle. While appearing to be courteous and reasonable on the surface, they are actually engaging in vicious character attacks and fabricating lies. Bullies have never learned to accept responsibility for their behavior. Bullying is not about a clash of personalities or a simple misunderstanding. They use surprise and secrecy to gain leverage over those they target.



Bullying and Other Disruptive Behavior for Managers ^{ES}

Fear, anger, frustration, humiliation, helplessness — these feelings shouldn’t be part of anyone’s job description. But they can be common in workplaces where bullying and other disruptive behavior is a problem. Your customers know that this type of behavior interferes with the functioning of a workplace, disturbs and threatens employees, and can even affect their health, as well as damage a company’s business and reputation. Employees and managers both need to understand bullying and disruptive behavior, and know what to do to prevent it or shut it down.

This video program focuses on tools and techniques that can be used to raise awareness of the problem in a department, investigate reports of disruptive behavior, and intervene as necessary.



Bullying and Other Disruptive Behavior for Employees ^{ES}

Fear, anger, frustration, humiliation, helplessness — these feelings shouldn’t be part of anyone’s job description. But they can be common in workplaces where bullying and other disruptive behavior is a problem. Your customers know that this type of behavior interferes with the functioning of a workplace, disturbs and threatens employees and can even affect their health, and that it can also damage a company’s business and reputation. Employees and managers both need to understand bullying and disruptive behavior, and know what to do to prevent it or shut it down. Bullying and Other Disruptive Behavior: for Employees discusses how to recognize bullies and disruptive people, explains the impact their behavior can have and outlines the steps employees can take to help address these problems.

3462

Categories: Harassment, Human Resources, Safety Management

Length: 14 minutes

© 2006

5232

Categories: Human Resources, Harassment

Length: 6 minutes

© 2019

4822

Categories: Harassment, Workplace Violence, Safety Management

Length: 22 minutes

© 2016

4821

Categories: Harassment, Workplace Violence

Length: 17 minutes

© 2016

Hazard Communications



Cal/OSHA Hazard Communication ^{ES}

Hazardous chemicals can be found in most workplaces across a variety of industries, and protecting workers from exposure can prevent injuries and illnesses. You must be trained to know what each chemical in your place of work does and how it can affect you should you encounter it, even if you do not come in contact with chemicals on a daily basis.

Topics include: the elements of a hazard communication program, the different kinds of chemicals, the hazards that chemicals pose, images that can be associated with different types of chemicals, and steps to following your hazard communication program.



Hazard Communications ^{ES}

Hazard Communication, commonly known as “HazCom,” refers to the procedures and processes used to effectively communicate to employees the hazards associated with workplace chemicals. Required by OSHA’s Hazard Communication Standard, your organization’s Hazard Communication Program includes a written plan that outlines essential elements of the program, such as container labeling, Safety Data Sheets, a listing of all hazardous chemicals onsite, and employee training. The purpose of Hazard Communication training is to explain and reinforce the information conveyed through container labels and Safety Data Sheets so employees can apply this information in their workplace. That’s the focus of this program — helping workers to become familiar with the written Hazard Communication Plan, the types of chemical hazards in the workplace, and the specific types of information provided by container labels and Safety Data Sheets.

Topics include: the Global Harmonizing System, signal words, hazard and precautionary statements, and pictograms that represent physical and health hazards.



Hazard Communication Overview ^{ES}

Hazard Communication, commonly known as “HazCom,” refers to the procedures and processes used to effectively communicate to employees the hazards associated with workplace chemicals. Required by OSHA’s Hazard Communication Standard, your organization’s Hazard Communication Program includes a written plan that outlines essential elements of the program, such as container labeling, Safety Data Sheets, a listing of all hazardous chemicals onsite, and employee training. The purpose of Hazard Communication training is to explain and reinforce the information conveyed through container labels and Safety Data Sheets so employees can apply this information in their workplace. As part of such training, this program provides an overview of your organization’s Hazard Communication Program and how it functions to ensure employees can learn about the hazards of the chemicals in their workplace.



The Written Hazard Communication Plan ^{ES}

Hazard Communication, commonly known as “HazCom,” refers to the procedures and processes used to effectively communicate to employees the hazards associated with workplace chemicals. Required by OSHA’s Hazard Communication Standard, your organization’s Hazard Communication Program includes a written plan that outlines essential elements of the program, such as container labeling, Safety Data Sheets, a listing of all hazardous chemicals onsite, and employee training. The purpose of Hazard Communication training is to explain and reinforce the information conveyed through container labels and Safety Data Sheets so employees can apply this information in their workplace. As part of such training, this program reviews the contents your organization’s written Hazard Communication Plan.

5285

Categories: Cal OSHA, Hazard Communications

Length: 13 minutes

© 2021

5179

Categories: Hazard Communications

Length: 14 minutes

© 2020

^{ES} This program is a microlearning.

5180

Categories: Hazard Communications

Length: 2 minutes 4 seconds

© 2020

^{ES} This program is a microlearning.

5181

Categories: Hazard Communications

Length: 1 minute 16 seconds

© 2020

^{ES} This program is a microlearning.



The Global Harmonizing System

Hazard Communication, commonly known as “HazCom,” refers to the procedures and processes used to effectively communicate to employees the hazards associated with workplace chemicals. Required by OSHA’s Hazard Communication Standard, your organization’s Hazard Communication Program includes a written plan that outlines essential elements of the program, such as container labeling, Safety Data Sheets, a listing of all hazardous chemicals onsite, and employee training. The purpose of Hazard Communication training is to explain and reinforce the information conveyed through container labels and Safety Data Sheets so employees can apply this information in their workplace. As part of such training, this program explains what the Global Harmonizing System is and how it improves Hazard Communication.



Types of Chemical Hazards

Hazard Communication, commonly known as “HazCom,” refers to the procedures and processes used to effectively communicate to employees the hazards associated with workplace chemicals. Required by OSHA’s Hazard Communication Standard, your organization’s Hazard Communication Program includes a written plan that outlines essential elements of the program, such as container labeling, Safety Data Sheets, a listing of all hazardous chemicals onsite, and employee training. The purpose of Hazard Communication training is to explain and reinforce the information conveyed through container labels and Safety Data Sheets so employees can apply this information in their workplace. As part of such training, this program reviews the three types of chemical hazards as defined by the Global Harmonizing System.



Information Found on Container Labels

Hazard Communication, commonly known as “HazCom,” refers to the procedures and processes used to effectively communicate to employees the hazards associated with workplace chemicals. Required by OSHA’s Hazard Communication Standard, your organization’s Hazard Communication Program includes a written plan that outlines essential elements of the program, such as container labeling, Safety Data Sheets, a listing of all hazardous chemicals onsite, and employee training. The purpose of Hazard Communication training is to explain and reinforce the information conveyed through container labels and Safety Data Sheets so employees can apply this information in their workplace. As part of such training, this program reviews the main elements that are displayed on GHS-compliant chemical container labels.



Hazard and Precautionary Statements

Hazard Communication, commonly known as “HazCom,” refers to the procedures and processes used to effectively communicate to employees the hazards associated with workplace chemicals. Required by OSHA’s Hazard Communication Standard, your organization’s Hazard Communication Program includes a written plan that outlines essential elements of the program, such as container labeling, Safety Data Sheets, a listing of all hazardous chemicals onsite, and employee training. The purpose of Hazard Communication training is to explain and reinforce the information conveyed through container labels and Safety Data Sheets so employees can apply this information in their workplace. As part of such training, this program reviews the main elements that are displayed on GHS-compliant chemical container labels.

5182

Categories: Hazard Communications

Length: 1 minute 28 seconds

© 2020

This program is a microlearning.

5183

Categories: Hazard Communications

Length: 1 minute 17 seconds

© 2020

This program is a microlearning.

5184

Categories: Hazard Communications

Length: 1 minute 51 seconds

© 2020

This program is a microlearning.

5185

Categories: Hazard Communications

Length: 1 minute 30 seconds

© 2020

This program is a microlearning.



Pictograms That Represent Physical Hazards

Hazard Communication, commonly known as “HazCom,” refers to the procedures and processes used to effectively communicate to employees the hazards associated with workplace chemicals. Required by OSHA’s Hazard Communication Standard, your organization’s Hazard Communication Program includes a written plan that outlines essential elements of the program, such as container labeling, Safety Data Sheets, a listing of all hazardous chemicals onsite, and employee training. The purpose of Hazard Communication training is to explain and reinforce the information conveyed through container labels and Safety Data Sheets so employees can apply this information in their workplace. As part of such training, this program reviews the five physical hazard pictograms that are found on chemical labels and the primary hazards they are used to indicate.



Pictograms That Represent Health Hazards

Hazard Communication, commonly known as “HazCom,” refers to the procedures and processes used to effectively communicate to employees the hazards associated with workplace chemicals. Required by OSHA’s Hazard Communication Standard, your organization’s Hazard Communication Program includes a written plan that outlines essential elements of the program, such as container labeling, Safety Data Sheets, a listing of all hazardous chemicals onsite, and employee training. The purpose of Hazard Communication training is to explain and reinforce the information conveyed through container labels and Safety Data Sheets so employees can apply this information in their workplace. As part of such training, this program reviews the four health hazard pictograms found on chemical labels and some of the common hazards they are used to indicate.



Safety Data Sheets

Required by OSHA’s Hazard Communication Standard, your organization’s Hazard Communication Program includes a written plan that outlines essential elements of the program, such as container labeling, Safety Data Sheets, a listing of all hazardous chemicals onsite, and employee training. The purpose of Hazard Communication training is to explain and reinforce the information conveyed through container labels and Safety Data Sheets so employees can apply this information in their workplace. As part of such training, this program provides a basic understanding of the various types of information employees can acquire when consulting a safety data sheet.



What’s Wrong With This Picture? Hazard Communication and GHS

This safety video holds the viewer’s attention while providing the essential training and information needed to work safely with chemicals. The video presents a thorough and entertaining presentation of the HAZCOM Standard and GHS (Globally Harmonized System of Classification and Labeling of Chemicals). Interesting examples and demonstrations help the viewers understand the importance of information available to them on labels, pictograms, Safety Data Sheets, and their company’s written Hazard Communication Plan. Correct and incorrect chemical safety procedures are re-enacted in a wide variety of work settings.

Customize your training with the ability to play the entire video, or only the “Label” segment, or “SDS” segment.

5186

Categories: Hazard Communications

Length: 1 minute 39 seconds

© 2020

This program is a microlearning.

5187

Categories: Hazard Communications

Length: 1 minute 26 seconds

© 2020

This program is a microlearning.

5188

Categories: Hazard Communications

Length: 1 minute 55 seconds

© 2020

This program is a microlearning.

4796

Categories: Hazard Communications, Chemical Safety

Length: 19 minutes

© 2016



OSHA 10 Hour Training For General Industry:
Hazard Communication

Hazardous chemicals are found in more than 7 million workplaces and over 55 million employees handle, use, or work around these potentially harmful substances throughout North America. While these substances are essential to many work processes in a variety of industries, they can also be very dangerous. Effects from worker exposure to hazardous chemicals can range from mild skin irritation to severe burns to the eyes or skin to death from various types of exposure. Because of the dangers presented by hazardous chemicals, OSHA, developed the Hazard Communication Standard, CFR 1910.1200, that requires companies to develop a written Hazard Communication Program that communicates the hazards of workplace chemicals to all employees. This program provides an in-depth discussion of the Hazard Communication Program and how its policies, procedures and essential elements function to keep employees safe when working with and around hazardous chemicals.

Other topics include: the Global Harmonizing System (GHS), hazard classification, container labels, pictograms, signal words, hazard and precautionary statements, and Safety Data Sheets.



To the Point About: The Hazard Communication
Program and GHS

Various chemicals present many physical and health hazards that cause property damage or harm people. Protecting workers from exposure to hazardous chemicals can prevent injuries and illnesses. This program reviews the Hazard Communication Program and how employees can avoid chemical exposures.

Topics include: three types of chemical hazards, pictograms, container labels, hazard and precautionary statements, and safety data sheets.



Hazard Communication, the GHS, and You
(Concise)

This training program features four real-life scenarios that underscore the importance of being able to quickly obtain health, safety and hazard information related to hazardous chemicals and substances in the workplace. As mandated by OSHA, chemical safety data must be conveyed through the use of the standard communication elements found in the Globally Harmonized System (GHS) for the Labeling and Classification of Chemicals.

This program explains each of these communication elements in detail so your employees will understand how chemical hazards are communicated, and how to use this information to ensure their safety when storing, handling, and using hazardous substances.



Hazard Communication, the GHS and You

This training program features four real-life scenarios that underscore the importance of being able to quickly obtain health, safety and hazard information related to hazardous chemicals and substances in the workplace. As mandated by OSHA, chemical safety data must be conveyed through the use of the standard communication elements found in the Globally Harmonized System (GHS) for the Labeling and Classification of Chemicals.

This program explains each of these communication elements in detail so your employees will understand how chemical hazards are communicated, and how to use this information to ensure their safety when storing, handling, and using hazardous substances.

5062

Categories: Hazard
Communications,
OSHA 10 Hour Training
Length: 23 minutes
© 2019

5023

Categories: Hazard
Communications,
To the Point Series
Length: 13 minutes
© 2016

5020

Categories: Hazard
Communications
Length: 9 minutes
© 2015

5019

Categories: Hazard
Communications
Length: 14 minutes
© 2015



HazCom and the Global Harmonizing System
Employee Training

Upcoming changes in OSHA's Hazard Communication Standard will bring the regulation more in line with international standards with the implementation of the Global Harmonizing System (GHS). Implementing the Global Harmonizing System helps ensure improved quality and consistency in the classification and labeling of all chemicals, which in turn improves an employee's ability to quickly understand critical safety information. This program is designed to help employees understand the three key elements of the GHS: hazard classification, container labeling, and Safety Data Sheets.

Topics include: the written Hazard Communication plan, physical and health hazard classes, pictograms, signal words, and other information found on GHS container labels and the 16 sections of a Safety Data Sheet.



HazCom and the Global Harmonizing System
Employee Training (Concise)

Upcoming changes in OSHA's Hazard Communication Standard will bring the regulation more in line with international standards with the implementation of the Global Harmonizing System (GHS). Implementing the Global Harmonizing System helps ensure improved quality and consistency in the classification and labeling of all chemicals, which in turn improves an employee's ability to quickly understand critical safety information. This program is designed to help employees understand the three key elements of the GHS: hazard classification, container labeling, and Safety Data Sheets.

Topics include: the written Hazard Communication plan, physical and health hazard classes, pictograms, signal words, and other information found on GHS container labels and the 16 sections of a Safety Data Sheet.



GHS Labels and Safety Data Sheets

The Globally Harmonized System (GHS) is an international approach to hazard communication, providing a new system for classification of chemical hazards, and a standardized approach to labels and Safety Data Sheets. OSHA is requiring that employees are trained on the new labels (e.g. pictograms and signal words) and Safety Data Sheet format.

This training program will help your employees understand the new GHS label elements, identify the new GHS pictograms, read and interpret the new GHS Safety Data Sheets.



GHS Overview Refresher – For Employees

Refresh your training with these new short effective safety refresher videos. Each video covers key points of the topic. Designed to refresh and refocus safety attitudes for people that have already had more extensive how-to training.



GHS Overview Refresher – For Supervisors

Refresh your training with these new short effective safety refresher videos. Each video covers key points of the topic. Designed to refresh and refocus safety attitudes for people that have already had more extensive how-to training.

4216

Categories: Hazard
Communications
Length: 23 minutes
© 2011

4217

Categories: Hazard
Communications
Length: 14 minutes
© 2011

4253

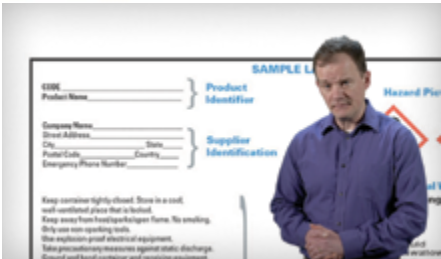
Categories: Hazard
Communications
Length: 26 minutes
© 2012

4934

Categories: Hazard
Communications
Length: 5 minutes
© 2018


4935

Categories: Hazard
Communications
Length: 5 minutes
© 2018



GHS Labels Refresher – For Employees

Refresh your training with these new short effective safety refresher videos. Each video covers key points of the topic. Designed to refresh and refocus safety attitudes for people that have already had more extensive how-to training.



GHS Labels Refresher – For Supervisors

Refresh your training with these new short effective safety refresher videos. Each video covers key points of the topic. Designed to refresh and refocus safety attitudes for people that have already had more extensive how-to training.



GHS SDS Refresher – For Employees

Refresh your training with these new short effective safety refresher videos. Each video covers key points of the topic. Designed to refresh and refocus safety attitudes for people that have already had more extensive how-to training.



GHS SDS Refresher – For Supervisors

Refresh your training with these new short effective safety refresher videos. Each video covers key points of the topic. Designed to refresh and refocus safety attitudes for people that have already had more extensive how-to training.



Hazardous Materials Labels

One important method for identifying hazardous materials is through the use of container labels. From bottles and drums to trucks and railcars, labels and placards provide information about the contents of a container, as well as what to do and who to call in case of an emergency. Because this information is so critical for the safe handling and transporting of these potentially dangerous substances, several organizations have developed labeling and placarding systems to communicate to employees about a container’s contents.

Topics include: OSHA’s Hazard Communication Standard, the Globally Harmonized System (GHS) for the Classification and Labeling of Chemical, types of containers requiring labels, Department of Transportation (DOT) hazardous material classification, DOT label and placard requirements, United Nations identification numbers, the Hazardous Materials Identification System (HMIS), the National Fire Prevention Association (NFPA) labeling system.

4936

Categories: Hazard Communications
Length: 5 minutes
© 2018

4937

Categories: Hazard Communications
Length: 5 minutes
© 2018

4938

Categories: Hazard Communications
Length: 7 minutes
© 2018

4939

Categories: Hazard Communications
Length: 7 minutes
© 2018

4999

Categories: Hazard Communications
Length: 25 minutes
© 2019



Hospitality OSHA 7: GHS – Hazard Communications ^{ES}

The chemical safety part of your company’s safety and health program is called Hazard Communications/Right-to-Know, oftentimes just referred to as HazCom. It covers information employees need to know to protect themselves from potential hazards associated with the use, handling, storing, and disposing of chemicals and other hazardous substances.

As hospitality workers, employees might associate hazardous chemicals with industrial applications or large spills they see on television and that would be correct, but chemicals or hazardous substances are everywhere, including in the hospitality industry. This program discusses the universal safety rules associates can follow to stay safe while handling chemicals on their jobs.

Topics include: the written HazCom Plan, container label requirements, key information contained in a label, how to respond to exposures, taking labels seriously and following their directions, Safety Data Sheets, and using chemicals purchased from local retail stores.

5082

Categories: Hazard Communications, Hospitality
Length: 17 minutes
© 2019



GHS-HazCom for Cleaning and Maintenance Operations ^{ES}

Created specifically to assist cleaning and maintenance operations of all types in complying with federal, state, and municipal Hazard Communications regulations, these products also address the major education and training requirements in these chemical hazard laws. This safety video introduces employees to the Hazard Communication regulations and provides training on the various types of chemicals found in cleaning and maintenance operations.

Topics include: GHS Safety Data Sheets and container labels; toxins, corrosives, and irritants; flammables, combustibles, and gases; carcinogens and radiation exposure situations; personal protective equipment and chemical storage; spills and cleanup.

4316

Categories: Hazard Communications, Maintenance & Operations
Length: 20 minutes
© 2013



GHS-HazCom for Auto Service Facilities

Created specifically to assist auto service facilities of all types in complying with federal, state, and municipal Hazard Communications regulations, these products also address the major education and training requirements in these chemical hazard laws. This safety video introduces employees to the Hazard Communication regulations and provides training on the various types of chemicals found in auto service facilities.

Topics include: GHS Safety Data Sheets and container labels; toxins, corrosives, and irritants; flammables, combustibles, and gases; carcinogens and radiation exposure situations; personal protective equipment and chemical storage; spills and cleanup.

4315

Categories: Hazard Communications
Length: 21 minutes
© 2013



GHS-HazCom for Construction Environments ^{ES}

Created specifically to assist construction companies of all types in complying with federal, state, and municipal Hazard Communications regulations, these products also address the major education and training requirements in these chemical hazard laws. This video presentation introduces employees to the Hazard Communication regulations and provides training on the various types of chemicals found in construction environments.

Topics covered include: GHS Safety Data Sheets and container labels; toxins, corrosives, and irritants; flammables, combustibles, and gases; carcinogens and radiation; exposure situations; personal protective equipment and chemical storage; spills and cleanup.

4314

Categories: Hazard Communications, Construction
Length: 20 minutes
© 2013



GHS-HazCom for Healthcare Facilities ^{ES}

Created specifically to assist healthcare facilities of all types in complying with federal, state, and municipal Hazard Communications regulations, these products also address the major education and training requirements in these chemical hazard laws. This video presentation introduces employees to the Hazard Communication regulations and provides training on the various types of chemicals found in healthcare facilities.

Topics include: GHS Safety Data Sheets and container labels; toxins, corrosives, and irritants; flammables, combustibles, and gases; carcinogens and radiation; exposure situations; personal protective equipment and chemical storage; spills and cleanup.



GHS Safety Data Sheets in Construction Environments ^{ES}

Created specifically to assist facilities in complying with the employee training requirements of OSHA's newly adopted GHS regulations, these products discuss using GHS Safety Data Sheets.



GHS Container Labeling in Construction Environments

Created specifically to assist facilities in complying with the employee training requirements of OSHA's newly adopted GHS regulations, these products discuss how chemicals should be labeled under GHS.



GHS Safety Data Sheets in Laboratory Environments

Created specifically to assist facilities in complying with the employee training requirements of OSHA's newly adopted GHS regulations, these products discuss using GHS Safety Data Sheets.



HAZWOPER: Safety Data Sheets in HAZWOPER Environments ^{ES}

Hazardous materials and waste are a part of many work situations and can be found in many types of facilities and job sites. It is very important for your employees to know how to recognize these potentially dangerous substances, and how to handle and dispose of them properly. As part of OSHA's HAZWOPER regulations, there are varying requirements for employee training, depending on the employee's specific level of involvement with hazardous materials. This program provides viewers with a detailed explanation of the information they can find in the 16 sections of a Safety Data Sheet (SDS).

Topics include: the importance of Safety Data Sheets, the role SDSs play in hazard communication, what four basic questions an SDS is designed to answer, and information found in each of the 16 sections of an SDS.

4313

Categories: Hazard Communications, Healthcare Training
Length: 20 minutes
© 2013

4251

Categories: Hazard Communications, Construction
Length: 16 minutes
© 2012

4249

Categories: Hazard Communications, Construction
Length: 12 minutes
© 2012

4250

Categories: Hazard Communications, Laboratory Safety
Length: 17 minutes
© 2012

5135

Categories: HAZWOPER, Hazard Communications
Length: 16 minutes
© 2014



HAZWOPER: HAZMAT Labeling ^{ES}

Hazardous materials and waste are a part of many work situations and can be found in many types of facilities and job sites. It is very important for your employees to know how to recognize these potentially dangerous substances, and how to handle and dispose of them properly. As part of OSHA's HAZWOPER regulations, there are varying requirements for employee training, depending on the employee's specific level of involvement with hazardous materials. This program will help employees understand the information found on DOT, HMIS, NFPA, Hazardous Waste, and other HAZMAT container labels.

Topics include: the importance of HAZMAT labeling, OSHA's labeling requirements, formats of the four common types of HAZMAT labels, and other types of labels.



Dealing With Hazardous Spills ^{ES}

Hazardous materials are a part of many work situations. They can be found in many different types of facilities and on many job sites – from manufacturing and construction to retail and office environments. Some organizations have to deal with hazardous materials as part of their daily business, and have detailed plans and highly trained workers to handle a sudden spill. But other facilities only have to handle these materials infrequently, and may not have given much thought to what must be done in case of a spill. This video is designed to help employees who seldom have to face the dangers of a hazardous spill deal with a cleanup situation.

Areas covered include: the Hazard Communication Plan, the Emergency Response Plan, five levels of OSHA's HAZMAT training, initial spill response, spill containment, instruments used to identify chemicals, additional hazards of a spill site.



WHMIS and the GHS Employee Training – Canada

WHMIS helps ensure quality and consistency in the classification and labeling of all chemicals, which improves an employee's ability to quickly understand critical safety information. This program is designed to help employees understand the three key elements of WHMIS: hazard classification, container labeling, and safety data sheets.

Topics include: the written WHMIS plan; physical and health hazard classes; pictograms, signal words, and other information on container labels; the 16 sections of a safety data sheet.



To the Point About: The WHIMS Program and GHS – Canada

Various chemicals present many physical and health hazards that cause property damage or harm people. Protecting workers from exposure to hazardous chemicals can prevent injuries and illnesses. This program reviews the Hazard Communication Program and how employees can avoid chemical exposures.

Topics include: three types of chemical hazards, pictograms, container labels, hazard and precautionary statements, and Safety Data Sheets.

5129

Categories: HAZWOPER, Hazard Communications, DOT Hazardous Materials
Length: 21 minutes
© 2000

3395

Categories: Chemical Safety, Hazard Communications, HAZWOPER
Length: 23 minutes
© 2017

1512

Categories: Hazard Communications, Chemical Safety, Canadian Programs
Length: 22 minutes
© 2015

1103

Categories: Hazard Communications, To the Point Series, Canadian Programs
Length: 13 minutes
© 2016

Hazard Recognition



Hazard Recognition ^{ES}

The worst types of hazards are the ones that sneak up on you. They're responsible for most of the 3 million injuries and illnesses and 4,500 deaths that OSHA says occur every year in the workplace. But they can be prevented when employers train their people to recognize and avoid hazards before they cause an accident. This process is called "hazard recognition" and it's an effective way for you to improve safety in your facilities.

This video program discusses various types of hazards and unsafe acts, explains the policies and procedures used in the hazard recognition process, and provides employees with the information they need to help make their facility a safer place to work.



Job Safety Analysis: Safety Awareness and You ^{ES}

While there are countless methods used to protect workers from injury, each method shares a common root. The genesis of all injury prevention methods is an understanding and awareness of the hazards to which a worker may be exposed. In other words, the company and the worker must be aware of a hazard before that hazard can be controlled. This program discusses the important roles played by both management and employees in recognizing and controlling workplace hazards, and how this shared duty of safety awareness and hazard recognition helps prevent injury.

Detailed in the video is the process of developing a successful job safety analysis, including the sequence of dividing a job into steps, analyzing those steps for hazards, and creating control measures for each step. In addition to safety awareness and hazard recognition, the concept of situational awareness is explained and what corrective actions we can take when we notice signs and symptoms of loss of awareness.



Job Safety Analysis: Safety Awareness and You (Concise) ^{ES}

While there are countless methods used to protect workers from injury, each method shares a common root. The genesis of all injury prevention methods is an understanding and awareness of the hazards to which a worker may be exposed. In other words, the company and the worker must be aware of a hazard before that hazard can be controlled. This program discusses the important roles played by both management and employees in recognizing and controlling workplace hazards, and how this shared duty of safety awareness and hazard recognition helps prevent injury.

Detailed in the video is the process of developing a successful job safety analysis, including the sequence of dividing a job into steps, analyzing those steps for hazards and creating control measures for each step. In addition to safety awareness and hazard recognition, the concept of situational awareness is explained and what corrective actions we can take when we notice signs and symptoms of loss of awareness.



Job Safety Analysis — Hospitality Version ^{ES}

This program explains what job safety analysis is all about and how to conduct a job safety analysis.

4831

Categories: Hazard Recognition
Length: 17 minutes
© 2016

4369

Categories: Hazard Recognition, Job Safety Analysis
Length: 17 minutes
© 2013

4370

Categories: Hazard Recognition, Job Safety Analysis
Length: 10 minutes
© 2013

4764

Categories: Hazard Recognition, Job Safety Analysis, Hospitality
Length: 10 minutes
© 2013

4793

Categories: Safety Management, Job Safety Analysis, Hazard Recognition
Length: 15 minutes
© 2015

3307

Categories: Attitude, Hazard Recognition
Length: 13 minutes
© 2005

3341

Categories: Attitude, Hazard Recognition
Length: 9 minutes
© 2005

3843

Categories: Attitude, Hazard Recognition
Length: 13 minutes
© 2005



Safety Audits ^{ES}

A single workplace accident can be devastating. Someone can be injured or even killed. Property, equipment, or materials can be damaged or destroyed, and work could come to a complete stand-still. All of these things can happen if efforts are not made to protect employees. One way to accomplish this is to conduct a safety audit. This is an examination of the work area to make sure it is as safe as possible and all potential hazards are corrected or removed. This training program reminds employees about the goals of a safety audit, and how all workers should become involved.

Areas covered include: definition of a safety audit; a workplace analysis; administrative controls; engineering controls; personal protective equipment; the equipment maintenance program; emergency response procedures; regulatory compliance, safety, and health training; accident investigation; a safety self-assessment.



The Line of Fire ^{ES}

The line separating safety from danger is sometimes quite small. To avoid crossing that line, we must: 1) always be aware of the hazards around us, 2) understand the machines and operations in our work areas, and 3) take the time to think about the possible consequences that may result from where we place our bodies or the actions we perform. When we do these, we can avoid suddenly finding ourselves in the line of fire. This program discusses many workplace hazards and outlines general principles that can help employees prevent these hazards from causing serious injuries and deaths. Featured are several incidents that illustrate the consequences of not noticing when we are in harm's way.

Topics include: hazards presented by gravity, moving machinery, flying debris and projectiles, automated equipment, moving vehicles, contact with stationary hazards, and the importance of observation and feedback.



The Line of Fire (Concise) ^{ES}

The line separating safety from danger is sometimes quite small. To avoid crossing that line, we must: 1) always be aware of the hazards around us, 2) understand the machines and operations in our work areas, and 3) take the time to think about the possible consequences that may result from where we place our bodies or the actions we perform. When we do these, we can avoid suddenly finding ourselves in the line of fire. This program discusses many workplace hazards and outlines general principles that can help employees prevent these hazards from causing serious injuries and deaths. Featured are several incidents that illustrate the consequences of not noticing when we are in harm's way.

Topics include: hazards presented by gravity, moving machinery, flying debris and projectiles, automated equipment, moving vehicles, contact with stationary hazards, and the importance of observation and feedback.



The Line of Fire (Non-Graphic) ^{ES}

The line separating safety from danger is sometimes quite small. To avoid crossing that line, we must: 1) always be aware of the hazards around us, 2) understand the machines and operations in our work areas, and 3) take the time to think about the possible consequences that may result from where we place our bodies or the actions we perform. When we do these, we can avoid suddenly finding ourselves in the line of fire. This program discusses many workplace hazards and outlines general principles that can help employees prevent these hazards from causing serious injuries and deaths. Featured are several incidents that illustrate the consequences of not noticing when we are in harm's way.

Topics include: hazards presented by gravity, moving machinery, flying debris and projectiles, automated equipment, moving vehicles, contact with stationary hazards, and the importance of observation and feedback.



Nursing Version: What’s Wrong With This Picture

This unique approach to video training examines hazards such as Sharps containers, safe lifting, chemicals, hand washing and more. Employees are shown video clips and are instructed to identify the hazard or hazards present in the scene. The scene is played back with narration and graphics outlining exactly what was wrong. A great program for experienced employees.

3587

Categories: Healthcare Training, Hazard Recognition
Length: 9 minutes
© 2007

HAZWOPER



HAZWOPER: Decontamination Procedures ^{ES}

Hazardous materials and waste are a part of many work situations and can be found in many types of facilities and job sites. It is very important for your employees to know how to recognize these potentially dangerous substances, and how to handle and dispose of them properly. As part of OSHA's HAZWOPER regulations, there are varying requirements for employee training, depending on the employee's specific level of involvement with hazardous materials. This program will help employees understand the decontamination procedures they must follow to avoid the harmful health effects of exposures to hazardous materials.

Topics include: the four elements of working safely with hazardous materials, OSHA decontamination regulations, exclusion zones, the contamination reduction zone and contamination reduction corridor, decontamination equipment and solutions, decontamination procedures, and responding to injuries and medical problems.



HAZWOPER: Heat Stress ^{ES}

Hazardous materials and waste are a part of many work situations and can be found in many types of facilities and job sites. It is very important for your employees to know how to recognize these potentially dangerous substances, and how to handle and dispose of them properly. As part of OSHA's HAZWOPER regulations, there are varying requirements for employee training, depending on the employee's specific level of involvement with hazardous materials. This program explains the heat stress factors that are often present in HAZMAT environments, the various types of heat-related illnesses, and the precautions for preventing heat stress.

Topic include: how clothing and PPE contribute to heat stress, using fluids and minerals to minimize heat stress symptoms, various types of heat-related illnesses and how to prevent them, rescuing heat stress victims in contaminated areas, acclimatization and other ways to prevent heat stress.



HAZWOPER: Electrical Safety in HAZMAT Environments ^{ES}

Hazardous materials and waste are a part of many work situations and can be found in many types of facilities and job sites. It's very important for your employees to know how to recognize these potentially dangerous substances, and how to handle and dispose of them properly. As part of OSHA's HAZWOPER regulations, there are varying requirements for employee training, depending on the employee's specific level of involvement with hazardous materials. This program will help employees understand the electrical hazards presented during HAZMAT operations and the engineering controls and work practices that should be used to minimize them.

Topics include: the hazards of arc, sparks and high temperatures, the hazards and their controls for the three NEC HAZMAT classes, purging and inerting Class I environments, and responding to electrical accidents.

5145

Categories: HAZWOPER, Personal Protective Equipment
Length: 17 minutes
© 2014

5144

Categories: HAZWOPER, Heat Stress
Length: 19 minutes
© 2014

5143

Categories: HAZWOPER, Electrical Safety
Length: 24 minutes
© 2014



HAZWOPER: Safety Orientation ^{ES}

Hazardous materials and waste are a part of many work situations and can be found in many types of facilities and job sites. It is very important for your employees to know how to recognize these potentially dangerous substances, and how to handle and dispose of them properly. As part of OSHA's HAZWOPER regulations, there are varying requirements for employee training, depending on the employee's specific level of involvement with hazardous materials. This program will help employees understand how developing a good safety attitude and acquiring needed knowledge and skill is critical to working safely around hazardous materials.

Topics include: preparing to work with hazardous materials, dangers of bad mental habits, avoiding complacency, working within your limitations, controlling your emotions and acquiring HAZMAT safety information.



HAZWOPER: Dealing with the Media in Emergency Situations ^{ES}

Hazardous materials and waste are a part of many work situations and can be found in many types of facilities and job sites. It is very important for your employees to know how to recognize these potentially dangerous substances, and how to handle and dispose of them properly. As part of OSHA's HAZWOPER regulations, there are varying requirements for employee training, depending on the employee's specific level of involvement with hazardous materials. This program will help employees understand that they should refrain from making unauthorized statements to the press during emergency situations and that it is best to let professionals deal with the media.

Topics include: establishing a relationship with the media, emergency response practice questions, duties and responsibilities of the Public Information Officer (PIO), and why employees should refer reporters' questions to the PIO.



HAZWOPER: Fire Prevention ^{ES}

Hazardous materials and waste are a part of many work situations and can be found in many types of facilities and job sites. It is very important for your employees to know how to recognize these potentially dangerous substances, and how to handle and dispose of them properly. As part of OSHA's HAZWOPER regulations, there are varying requirements for employee training, depending on the employee's specific level of involvement with hazardous materials. This program will help employees understand how to prevent fires and respond to them if they occur. Knowing and understanding these procedures are critical when working around hazardous materials.

Topics include: the dangers of chemical fires, the three components and four classes of fire, fire hazard awareness, approved storage containers, spill response, proper use of fire extinguishers, and evacuation procedures.



HAZWOPER: Respiratory Protection and Safety ^{ES}

Hazardous materials and waste are a part of many work situations and can be found in many types of facilities and job sites. It is very important for your employees to know how to recognize these potentially dangerous substances, and how to handle and dispose of them properly. As part of OSHA's HAZWOPER regulations, there are varying requirements for employee training, depending on the employee's specific level of involvement with hazardous materials. This program shows viewers the types of respiratory equipment available for HAZWOPER workers and how to use, maintain and test it properly.

Topics include: the need for respiratory protection, basic types of respirators, respirator filter classes and ratings, qualitative and quantitative fit tests, user seals, problems fitting respirators, and cleaning and maintenance procedures.

5142

Categories: HAZWOPER

Categories: Safety Orientation

Length: 17 minutes

© 2014

5141

Categories: HAZWOPER

Length: 14 minutes

© 2000

5140

Categories: HAZWOPER, Fire Safety

Length: 22 minutes

© 2014

5139

Categories: HAZWOPER, Respiratory Safety

Length: 19 minutes

© 2014



HAZWOPER: Work Practices and Engineering Controls ^{ES}

Hazardous materials and waste are a part of many work situations and can be found in many types of facilities and job sites. It is very important for your employees to know how to recognize these potentially dangerous substances, and how to handle and dispose of them properly. As part of OSHA's HAZWOPER regulations, there are varying requirements for employee training, depending on the employee's specific level of involvement with hazardous materials. This program will help employees understand that using appropriate work practices and engineering controls are critical to working safely around hazardous materials.

Topics include: common HAZMAT work practices, the site safety and health plan, various types of engineering controls, and eyewash stations.



HAZWOPER: Handling Hazardous Materials ^{ES}

Hazardous materials and waste are a part of many work situations and can be found in many types of facilities and job sites. It is very important for your employees to know how to recognize these potentially dangerous substances, and how to handle and dispose of them properly. As part of OSHA's HAZWOPER regulations, there are varying requirements for employee training, depending on the employee's specific level of involvement with hazardous materials. This program will help employees understand the various types of chemicals found in the workplace, how to obtain Safety Data Sheets to use when handling them and how to respond to a HAZMAT emergency.

Topics include: the categories of physical and health hazards presented by chemicals, chemical labels and Safety Data Sheets, HAZMAT regulations, basic first aid for HAZMAT injuries, spill cleanup procedures, and waste disposal.



HAZWOPER: Understanding Chemical Hazards ^{ES}

Hazardous materials and waste are a part of many work situations and can be found in many types of facilities and job sites. It is very important for your employees to know how to recognize these potentially dangerous substances, and how to handle and dispose of them properly. As part of OSHA's HAZWOPER regulations, there are varying requirements for employee training, depending on the employee's specific level of involvement with hazardous materials. This program will help your employees understand the nature and behavior of hazardous chemicals. More importantly, the information provided in this training program will them work safely around hazardous materials.

Topics include: information found on Safety Data Sheets and container labels, technical terms regarding exposure, routes of entry, exposure limits, characteristics of the major types of hazardous chemicals, preventing exposures, and responding to exposures and spills or leaks.



HAZWOPER: Safety Data Sheets in HAZWOPER Environments ^{ES}

Hazardous materials and waste are a part of many work situations and can be found in many types of facilities and job sites. It is very important for your employees to know how to recognize these potentially dangerous substances, and how to handle and dispose of them properly. As part of OSHA's HAZWOPER regulations, there are varying requirements for employee training, depending on the employee's specific level of involvement with hazardous materials. This program provides viewers with a detailed explanation of the information they can find in the 16 sections of a Safety Data Sheet (SDS).

Topics include: the importance of Safety Data Sheets, the role SDSs play in hazard communication, what four basic questions an SDS is designed to answer, and information found in each of the 16 sections of an SDS.

5138

Categories: HAZWOPER

Length: 18 minutes

© 2014

5137

Categories: HAZWOPER

Length: 23 minutes

© 2014

5136

Categories: HAZWOPER, Chemical Safety

Length: 21 minutes

© 2014

5135

Categories: HAZWOPER, Hazard Communications

Length: 16 minutes

© 2014



HAZWOPER: Accidental Release Measures and Spill Cleanup Procedures ^{ES}

Hazardous materials and waste are a part of many work situations and can be found in many types of facilities and job sites. It is very important for your employees to know how to recognize these potentially dangerous substances, and how to handle and dispose of them properly. As part of OSHA's HAZWOPER regulations, there are varying requirements for employee training, depending on the employee's specific level of involvement with hazardous materials. This program will help employees understand various aspects of dealing with spills and releases of hazardous materials. More importantly, the information provided in this training program will help employees to work safely around hazardous materials.

Topics include: the hazard communication and emergency response plans, the five levels of emergency response training, handling a chemical release, personal protective equipment, spill containment and cleanup, evacuation, and decontamination.



HAZWOPER: Monitoring Procedures and Equipment ^{ES}

Hazardous materials and waste are a part of many work situations and can be found in many types of facilities and job sites. It is very important for your employees to know how to recognize these potentially dangerous substances, and how to handle and dispose of them properly. As part of OSHA's HAZWOPER regulations, there are varying requirements for employee training, depending on the employee's specific level of involvement with hazardous materials. This program will help employees understand how to use specific types of monitoring instruments to identify the existence of hazardous conditions in their work environment.

Topics include: the dangers of contamination, direct-reading instruments, sampling collection devices, site characterization, and the different types of exposure monitoring.



HAZWOPER: Medical Surveillance Programs ^{ES}

Hazardous materials and waste are a part of many work situations and can be found in many types of facilities and job sites. It is very important for your employees to know how to recognize these potentially dangerous substances, and how to handle and dispose of them properly. As part of OSHA's HAZWOPER regulations, there are varying requirements for employee training, depending on the employee's specific level of involvement with hazardous materials. This program will help employees understand how medical surveillance keeps workers who handle hazardous materials safe and healthy.

Topics include: definition of medical surveillance and who must undergo it, the five categories of medical surveillance examinations, the written medical opinion, and medical records.



HAZWOPER: Personal Protective Equipment ^{ES}

Hazardous materials and waste are a part of many work situations and can be found in many types of facilities and job sites. It is very important for your employees to know how to recognize these potentially dangerous substances, and how to handle and dispose of them properly. As part of OSHA's HAZWOPER regulations, there are varying requirements for employee training, depending on the employee's specific level of involvement with hazardous materials. This program will help employees understand the roles played by various types of personal protective equipment in working safely around hazardous materials.

Topics include: types of HAZMAT PPE, requirements of each of the four levels of PPE, heat stress, problems caused by chemical protective clothing (CPC), and avoiding accidents.

5134

Categories: HAZWOPER, Environmental Training
Length: 20 minutes
© 2014

5133

Categories: HAZWOPER
Length: 18 minutes
© 2014

5132

Categories: HAZWOPER, Employee Health
Length: 10 minutes
© 2014

5131

Categories: HAZWOPER, Personal Protective Equipment
Length: 19 minutes
© 2014



HAZWOPER: Confined Space Entry ^{ES}

Hazardous materials and waste are a part of many work situations and can be found in many types of facilities and job sites. It is very important for your employees to know how to recognize these potentially dangerous substances, and how to handle and dispose of them properly. As part of OSHA's HAZWOPER regulations, there are varying requirements for employee training, depending on the employee's specific level of involvement with hazardous materials. This program will help employees' understand how critical it is to work safely in confined spaces where hazardous materials may be present.

Topics include: characteristics of confined spaces, permit space entry programs, responsibilities of entry team members and rescue personnel, atmospheric testing, and protecting entrants in hazardous atmospheres.



HAZWOPER: HAZMAT Labeling ^{ES}

Hazardous materials and waste are a part of many work situations and can be found in many types of facilities and job sites. It is very important for your employees to know how to recognize these potentially dangerous substances, and how to handle and dispose of them properly. As part of OSHA's HAZWOPER regulations, there are varying requirements for employee training, depending on the employee's specific level of involvement with hazardous materials. This program will help employees understand the information found on DOT, HMIS, NFPA, Hazardous Waste, and other HAZMAT container labels.

Topics include: the importance of HAZMAT labeling, OSHA's labeling requirements, formats of the four common types of HAZMAT labels, and other types of labels.



HAZWOPER: The Site Safety and Health Plan ^{ES}

Hazardous materials and waste are a part of many work situations and can be found in many types of facilities and job sites. It is very important for your employees to know how to recognize these potentially dangerous substances, and how to handle and dispose of them properly. As part of OSHA's HAZWOPER regulations, there are varying requirements for employee training, depending on the employee's specific level of involvement with hazardous materials. This program will help employees understand various aspects of a site safety and health plan, as well as their rights and responsibilities as someone who works with hazardous materials or waste. More importantly, the information provided in this training program will help employees to work safely around hazardous materials.

Topics include: the goals and guidelines of a site safety and health plan, medical surveillance, job safety analysis, five levels of certification for emergency responders, personal protective equipment, site evaluation, and decontamination.



HAZWOPER: The Emergency Response Plan ^{ES}

Hazardous materials and waste are a part of many work situations and can be found in many types of facilities and job sites. It is very important for your employees to know how to recognize these potentially dangerous substances, and how to handle and dispose of them properly. As part of OSHA's HAZWOPER regulations, there are varying requirements for employee training, depending on the employee's specific level of involvement with hazardous materials. This program will help employees understand how having an emergency response plan is critical to working safely around hazardous materials, as well as what roles people will take on and what types of procedures will be followed if an emergency does occur.

Topics include: the responsibilities of the chain of command members in a HAZMAT incident, communication between chain members, personal protective equipment, safe work practices, and employee training.

5130

Categories: HAZWOPER, Confined Space Entry
Length: 21 minutes
© 2000

5129

Categories: HAZWOPER, Hazard Communications, DOT Hazardous Materials
Length: 21 minutes
© 2000

5128

Categories: HAZWOPER
Length: 20 minutes
© 2014

5127

Categories: HAZWOPER, Emergency Response
Length: 15 minutes
© 2014



HAZWOPER: Understanding HAZWOPER ^{ES}

Hazardous materials and waste are a part of many work situations and can be found in many types of facilities and job sites. It is very important for your employees to know how to recognize these potentially dangerous substances, and how to handle and dispose of them properly. As part of OSHA's HAZWOPER regulations, there are varying requirements for employee training, depending on the employee's specific level of involvement with hazardous materials. This program will help employees understand various aspects of the HAZWOPER regulations, as well as their rights and responsibilities as someone who works with hazardous materials or waste. More importantly, the information provided in this training program will help employees to work safely around hazardous materials.

Topics include: definitions of hazardous chemicals and hazardous waste, the site safety and health plan, the site control plan, HAZWOPER training requirements, safe work practices, the medical surveillance program, the emergency response plan, and decontamination procedures.



HAZWOPER: Exposure Monitoring and Medical Surveillance ^{ES}

Hazardous materials and waste are a part of many work situations and can be found in many types of facilities and job sites. It is very important for your employees to know how to recognize these potentially dangerous substances, and how to handle and dispose of them properly. As part of OSHA's HAZWOPER regulations, there are varying requirements for employee training, depending on the employee's specific level of involvement with hazardous materials. This program will help your employees understand how both exposure monitoring and medical are used to uncover potential threats to their health and provide a safer workplace.

Topics include: minimizing risks of exposure, various types of direct-reading devices, sampling collection devices, the five common types of exposure monitoring, and medical surveillance.



HAZWOPER: PPE and Decontamination Procedures ^{ES}

Hazardous materials and waste are a part of many work situations and can be found in many types of facilities and job sites. It is very important for your employees to know how to recognize these potentially dangerous substances, and how to handle and dispose of them properly. As part of OSHA's HAZWOPER regulations, there are varying requirements for employee training, depending on the employee's specific level of involvement with hazardous materials. This program will help your employees understand the roles played by personal protective equipment and decontamination procedures in working safely around hazardous materials.

Topics include: work practices and engineering controls, personal protective equipment, heat stress, decontamination, and how a CRC works.

5126

Categories: HAZWOPER, Chemical Safety
Length: 26 minutes
© 2014

5125

Categories: HAZWOPER, Employee Health
Length: 20 minutes
© 2014

5124

Categories: HAZWOPER, Personal Protective Equipment
Length: 21 minutes
© 2014



HAZWOPER: Introduction to HAZWOPER Retraining ^{ES}

Hazardous materials and waste are a part of many work situations and can be found in many types of facilities and job sites. It is very important for your employees to know how to recognize these potentially dangerous substances, and how to handle and dispose of them properly. As part of OSHA's HAZWOPER regulations, there are varying requirements for employee training, depending on the employee's specific level of involvement with hazardous materials. This program will help your employees understand various aspects of the HAZWOPER regulations, as well as their rights and responsibilities as someone who works with hazardous materials or waste. More importantly, the information provided in this training program will help them to work safely around hazardous materials.

Topics include: recognizing hazardous waste, how OSHA's HAZWOPER regulation was developed, various types of required written plans, personal protective equipment, standard operating procedures, exposure monitoring, decontamination, and medical surveillance.

5123

Categories: HAZWOPER
Length: 23 minutes
© 201

4804

Categories: HAZWOPER
Length: 18 minutes
© 2016

4803

Categories: HAZWOPER, Respiratory Safety
Length: 24 minutes
© 2016

4802

Categories: HAZWOPER, Safety Orientation
Length: 16 minutes
© 2016

4801

Categories: HAZWOPER
Length: 14 minutes
© 2016



HAZWOPER: Site Safety and Health Plan ^{ES}

A site safety plan must be prepared and reviewed by qualified personnel for each hazardous substance response. The more complete and comprehensive a plan is *before* an incident occurs, the more effective it will be as an incident unfolds. This program teaches what is needed in the plan, how to develop the plans and how to make sure workers are familiar with the plan before they respond to any incident. The importance of review and updating the plans is stressed.



HAZWOPER: Respiratory Protection ^{ES}

Harmful gases, fumes, vapors, chemicals, oxygen deficient atmospheres – all of these pose a threat to your respiratory system. Respiratory protection is used to protect us from these threats. Respiratory protection ranges from a simple dust mas, all the way up to SCBA. You need information and training on this type of equipment and the hazards involved before you attempt to use respiratory protection.



HAZWOPER: Orientation ^{ES}

As protecting the environment and people increases, training becomes critical. This program focuses on the various laws and regulations relating to hazardous waste and the basics of HAZWOPER requirements, laws, and regulations. Outlines minimum emergency plan requirements, and identifies regulations applicable to HAZWOPER operations.



HAZWOPER: On-Site Safety Considerations ^{ES}

When we say HAZWOPER, people think of large spills, chemical hazards, fumes, and fire. But there are many hazards at a HAZWOPER response incident that are not directly related to the chemical posing the threat. This program examines some of these hazards and explains ways to minimize risk to many common safety hazards.



HAZWOPER: Medical Surveillance Program ^{ES}

Workers handling hazardous waste may expose them to toxic chemicals, safety hazards, biological hazards, and radiation. They may develop heat stress while wearing protective equipment or working under temperature extremes or face life-threatening emergencies. Because of these exposures, a medical surveillance program is essential to access and monitor a worker’s health, both prior to employment and during the course of work, to provide emergency and other treatment as needed and to keep accurate records for future reference.



HAZWOPER: Identifying Hazardous Materials ^{ES}

Hazardous materials — those who come in contact with them need to protect themselves. But if they do not know what hazards the material presents adequate protection is hard to provide. This program teaches methods to properly identify hazards so proper protection and plans can be developed to protect everyone on site.



HAZWOPER: Chemical Protective Clothing ^{ES}

Just as there are different types of chemicals with different levels of hazards, there are different levels of protection. The level of protection must match or exceed the hazard confronted. This program outlines the different types of protection, their capabilities and limitations. Knowing what type of protection to use and when to use it can mean the difference between life and death.



Dealing With Hazardous Spills ^{ES}

Hazardous materials are a part of many work situations. They can be found in many different types of facilities and on many job sites — from manufacturing and construction to retail and office environments. Some organizations have to deal with hazardous materials as part of their daily business, and have detailed plans and highly trained workers to handle a sudden spill. But other facilities only have to handle these materials infrequently, and may not have given much thought to what must be done in case of a spill. This video is designed to help employees who seldom have to face the dangers of a hazardous spill deal with a cleanup situation.

Areas covered in the program include: the Hazard Communication Plan, the Emergency Response Plan, five levels of OSHA’s HAZMAT training, initial spill response, spill containment, instruments used to identify chemicals, additional hazards of a spill site.



HAZWOPER: Donning/Doffing/Decontamination ^{ES}

Donning and doffing routines must be established and practiced frequently. Not only do correct procedures help instill confidence in the wearer of the suit, they reduce the risks of exposure and the possibility of damage to the suit. It is especially important to remove the equipment systematically so as to prevent or minimize the transfer of contaminants from suit to wearer. This program shows users how to do just that. All levels of protection from A through C are shown.

4800

Categories: HAZWOPER, Employee Health
Length: 14 minutes
© 2016

4799

Categories: HAZWOPER, DOT Hazardous Materials
Length: 15 minutes
© 2016

4798

Categories: HAZWOPER, Personal Protective Equipment
Length: 12 minutes
© 2016

3395

Categories: Chemical Safety, Hazard Communications, HAZWOPER
Length: 23 minutes
© 2017

3883

Categories: HAZWOPER, Personal Protective Equipment
Length: 17 minutes
© 2016

Healthcare Training



HIPAA Rules and Compliance ^{ES}

Who’s afraid of HIPAA? Just about anyone in healthcare-related fields who has tried to untangle that regulation’s health information privacy and security requirements. This video training video discusses the purpose and content of the regulations, defines important terms, and explains how to meet HIPAA privacy and security requirements on a day-to-day basis.

4833

Categories: Healthcare Training
Length: 19 minutes
© 2016



HIPAA Compliance

The Health Insurance Portability and Accountability Act (HIPAA) forbids sharing, transmitting, or divulging of information designated as Protected Health Information (PHI) of individuals. It’s designed to offer workers specific protections. Businesses are charged with the responsibility of complying with the provisions set forth in HIPAA and this program is designed to help you reach this goal. This program will help you understand what the HIPAA rulings mean, what your company must do, and the steps that must be taken to bring your organization into compliance.

3549

Categories: Healthcare Training
Length: 10 minutes
© 2006



Fire Prevention in Healthcare Facilities

Every year, more than a million fire emergencies are reported in the U.S with over 5,000 of them taking place in healthcare facilities. They cause injuries, deaths, and more than \$45 million in damage.

This video program looks at the fire hazards that can be encountered in healthcare environments, discusses how fires can be prevented, and explains what employees should do in case a fire emergency occurs in their workplace.

Topics covered include: how fires burn, the four most common classes of fires, dealing with a fire emergency, patient safety and evacuation procedures, fire hazards in healthcare environments, controlling electrical hazards.

4917

Categories: Fire Safety, Healthcare Training
Length: 16 minutes
© 2017



Fire Safety

Fire safety involves everyone in your facility, including residents, nursing staff, housekeeping, and visitors. This program explains OSHA standards that require employers to provide proper exits, fire fighting equipment, and employee training to prevent fire deaths and injuries in the workplace.

4505

Categories: Fire Safety, Healthcare Training
Length: 24 minutes
© 2003



Workplace Violence in Healthcare Facilities ^{ES}

Workplace violence is a serious problem in hospitals, urgent care clinics, nursing homes, doctors’ offices, and other healthcare facilities across the country. Thousands of assaults occur every week; employees suffer physical and emotional trauma, some even die.

This training video provides healthcare workers with the information they need to recognize potential violence hazards, prevent aggression if possible, and respond to it effectively when necessary.

Topics include: the history of violence in healthcare facilities, OSHA guidelines for preventing violence, identifying and controlling the potential for violence, employee education and training, responding to violence.

4887

Categories: Workplace Violence, Healthcare Training
Length: 15 minutes
© 2017



Workplace Violence in Healthcare ^{ES}

Workplace Violence is unacceptable, regardless of the work environment. This program defines different types of workplace violence common to home health care situations and discusses ways to prevent incidents. Recognition, prevention, and de-escalation are the main techniques taught.



Slips, Trips and Falls in Healthcare ^{ES}

Slips, trips, and falls are the second most common cause of injury for home and community health workers. These types of accidents can result in serious disabling injuries and have a major impact on one's ability to perform their job and may result in lost work days, reduction in productivity, or a diminished ability to care for a client. Recognizing and correction of household hazards is examined as the first step in prevention. Common slips and falls are examined to show the actual root causes, and steps are outlined for workers to take to reduce hazards for everyone in the home.



Preventing Slips, Trips, and Falls – Health Care Version

This program is available in five versions, specifically designed to accommodate the needs of the restaurant, retail, hotel, health care, and general industries. Each of the five versions provides industry specific information about how to create a safe environment for both employees and customers.

Program highlights include: the causes of slips, trips, and falls; how to identify areas of hazard; and how to prevent accidents from occurring.



Fall Prevention

Prevention of falls should be a focus in your facility. Two-thirds of seniors who have fallen will have a repeat fall within six months. The focus on preventative action needs to be centered on awareness of conditions that predispose a person to fall. This program provides practical guidelines to identify risks.



Elements of Back Care: Healthcare Version

This program will teach employees how to properly care for their backs and prevent injuries. Topics covered include the basic function and design of the back, body mechanics and movement, various stretches and exercises, and proper techniques for patient movements and transfers.



Needlestick Prevention

This program takes a comprehensive look at new regulations relating to needlestick prevention and examines techniques and engineering controls that, when utilized, can have a major impact on the reduction of these serious and possibly life-threatening injuries.

4886

Categories: Workplace Violence, Healthcare Training
Length: 6 minutes
© 2017

4885

Categories: Fall Protection / Prevention, Healthcare Training
Length: 5 minutes
© 2017

3236

Categories: Fall Protection / Prevention, Healthcare Training
Length: 17 minutes
© 2004

4504

Categories: Fall Protection / Prevention, Healthcare Training
Length: 25 minutes
© 2003

3548

Categories: Back Care, Healthcare Training
Length: 16 minutes
© 2006

3568

Categories: Healthcare Training
Length: 9 minutes
© 2006



Universal Precautions

Designed for health care providers, but can apply to engineering, custodial, security, and administration. Excellent refresher for nursing, lab, and other providers who normally receive additional universal precautions training.

3569

Categories: Bloodborne Pathogens, Healthcare Training
Length: 8 minutes
© 2006



Nursing Version: What's Wrong With This Picture

This unique approach to video training examines hazards such as Sharps containers, safe lifting, chemicals, hand washing and more. Employees are shown video clips and are instructed to identify the hazard or hazards present in the scene. The scene is played back with narration and graphics outlining exactly what was wrong. A great program for experienced employees.

3587

Categories: Healthcare Training, Hazard Recognition
Length: 9 minutes
© 2007



Sanitation and Disinfection

Explains proper sanitation and disinfection, environmental and personal hygiene for all employees, and can be used to supplement your health care facility's policies and procedures.

3589

Categories: Healthcare Training
Length: 10 minutes
© 2007



Back Safety for Health Care Providers

Explains how the back works, body mechanics and how each employee can make the proper decision when lifting anything, even in unusual situations.

3616

Categories: Back Care, Healthcare Training
Length: 9 minutes
© 2007



Safety Orientation: Nursing

Program designed to provide basic safety orientation information to nurses. Includes safe lifting techniques, needle stick prevention, basic infection control procedure, electrical safety, and other important topics.

3620

Categories: Safety Orientation, Healthcare Training
Length: 14 minutes
© 2007



BBP in Healthcare Facilities ^{ES}

Bloodborne diseases continue to pose major health problems. Increasing infection rates for Hepatitis B and Hepatitis C are now making them as serious a concern as HIV, the virus which can often lead to AIDS. So it's more important than ever for employees to understand the hazards of bloodborne pathogens, the policies and practices that can prevent their transmission, and the OSHA regulations that address them.

Topics covered in these products include: HIV, Hepatitis and sources of infection; the Exposure Control Plan; biohazard labeling; reducing the risk of exposure; personal protective equipment; hepatitis vaccination; post-exposure procedures.

3821

Categories: Bloodborne Pathogens, Healthcare Training
Length: 27 minutes
© 2016



Hand Washing: Get the Picture

Journey through the hospital and see How, When and Why hand washing is the single most effective way to prevent the spread of infections. Ideal for new employee orientation. This education video will incorporate the use of hand gels and foams while reinforcing your facility's Exposure Control Plan.



Back Talk

If your back could talk, what would it say? Whether you work as a patient care provider, office employee, ancillary, kitchen, lab, or even a volunteer, it's important to protect your back on the job. This program will discuss the importance of an ergonomically sound environment utilization of lifting and moving devices, patient transfers, proper body posture and much more. A great complement to your existing safety program.



Bloodborne Pathogens: Behind The Scenes

Infection control is as important today as ever before. In this brief overview, the history of infection control will lead us into today's standard precautions, bloodborne pathogens, effective engineering controls, handwashing, and a lot more.



Age Related Care: Competency

This video will review all the developmental levels of patients being cared for. These age-related guidelines are helpful in assisting in the evaluation of individual patients, determining a plan of care, and implementing that plan.



Age Related Care: The Second Half of Life

Working with the geriatric patient can be challenging, whether it's an overnight visit, or staying long term. Improved healthcare has strengthened our adult patient population. While re-enforcing their needs in relation to physical, psychosocial and age related conditions, we'll also cover the following topics: Nutritional assessment, Identifying elderly abuse, Osteoporosis, Dementia.



Pain Management: A Pathway to Care

Focusing on creating a team effort, this program will reinforce the psychological, physiological and pathological attributes associated with brief, reoccurring or chronic pain sufferers. Committed to excellent and compassionate patient care, this program will benefit all patient care providers.



Infection Control: Get Serious

This education and infection control and prevention program is designed for all employees to get serious. It's everyone's job to follow policies and procedures — through early recognition and prevention strategies — to help stop the spread of potential infectious pathogens. Also discussed is the increasing concern for M.R.S.A, S.A.R.S, Flu Pandemic and P.P.E.

Topics include: Standard Precautions Isolation Techniques Prevention of Healthcare Associated Infection Respiratory Hygiene Cough Etiquette.

4270

Categories: Healthcare Training
Length: 13 minutes
© 2012

4271

Categories: Back Care, Healthcare Training
Length: 15 minutes
© 2007

4272

Categories: Healthcare Training, Bloodborne Pathogens
Length: 15 minutes
© 2007

4273

Categories: Healthcare Training
Length: 20 minutes
© 2007

4274

Categories: Healthcare Training
Length: 13 minutes
© 2007

4275

Categories: Healthcare Training
Length: 15 minutes
© 2002

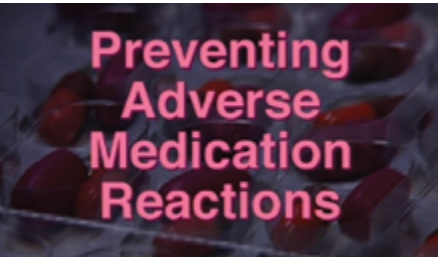
4276

Categories: Healthcare Training
Length: 13 minutes
© 2008



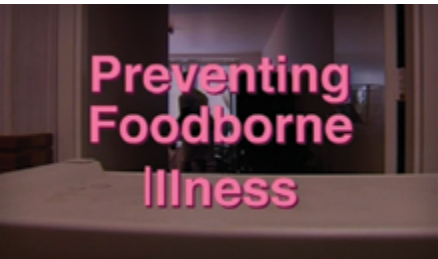
Elder Care: Preventing Malnutrition

Nutritional problems are common among the elderly. Living alone, poverty, mobility and dexterity problems, poor appetite, prescription drugs, bad eating habits, dental disorders, and swallowing disorders are just some of the factors that put elderly people at risk for malnutrition. In this program, viewers learn to recognize the risk factor and symptoms of malnutrition in the elderly, and they learn techniques for improving appetite and eating habits.



Elder Care: Preventing Adverse Medication Reaction

More than eight in ten older adults take medication daily, often more than one. As a result, drug side effects, drug interaction and drug withdrawal pose serious dangers to the elderly. In this program viewers get an overview of the factors that put the elderly at risk, and are shown how to recognize symptoms of adverse reactions, such as changes in eating patterns, depression, dizziness and insomnia. Included are ready to copy tools for noting and remembering medications.



Elder Care: Preventing Foodborne Illness

Older people are at increased risk for foodbourne illness wherever there are unsafe conditions in handling, storing, and preparing food. A diminished sense of smell and taste can impair an elderly person's ability to judge whether a food is safe to eat, and a weakened immune system can leave the person susceptible to food poisoning. In this program, viewers learn prevention tips for avoiding food poisoning cause by contaminated foods, and they learn to spot hazardous situations in which bacteria can thrive. Included are ready to copy tools for teaching how to store, prepare, and handle food safely.



Elder Care: Preventing Elder Abuse

Because of increased dependence, older people can be at risk for neglect and other forms of abuse, including physical, financial, and psychological. This program teaches the viewer to understand and recognize the signs of elder abuse. It gives clear guidance for reducing these problems among the elderly and for understanding how behavior can be hurtful emotionally, if not physically. Special Topics include: the stresses of dealing with an older person with dementia, which can lead to caregiver anger, depression, and abuse.



Elder Care: Preventing Problem Use of Alcohol

Experts estimate that 1% of the elderly population may be alcohol dependent. But, since signs of alcohol abuse can be similar to signs of aging, spotting alcohol problems in the elderly can be difficult. In this program, viewers learn the symptoms of problem use of alcohol and gain an awareness of the special dangers that can affect an older person. They learn about life stresses that can lead to problem alcohol use and about the hazards of and interventions for alcohol withdrawal. Included are four photocopyable screening tools that can be used to assess the problem use of alcohol.



Elder Care: Preventing Falls

Falls are the leading cause of accidental death for adults 65 and older. Because of vision problems, osteoporosis, poor mobility and injuries resulting from falls. In Preventing Falls, viewers will learn to recognize and correct hazardous situations that can lead to falls, such as shoes, wet or uneven surfaces and getting out of bed incorrectly. Included with the material are ready to copy checklists of hazards and screening instruments to access risk.

4290

Categories: Healthcare Training
Length: 11 minutes
© 2001

4291

Categories: Healthcare Training
Length: 12 minutes
© 2001

4292

Categories: Healthcare Training
Length: 10 minutes
© 2001

4293

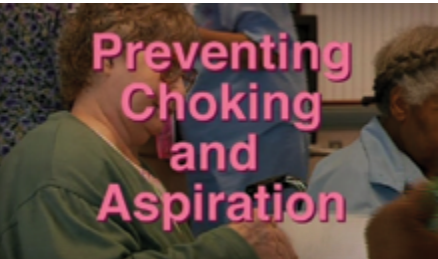
Categories: Healthcare Training
Length: 13 minutes
© 2001

4294

Categories: Healthcare Training
Length: 16 minutes
© 2001

4295

Categories: Healthcare Training
Length: 17 minutes
© 2001



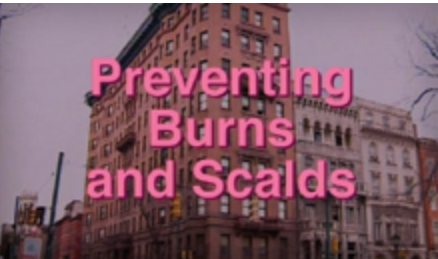
Elder Care: Preventing Choking and Aspiration

Weak swallowing muscles, poor cough or gag reflexes and dementia are just a few of the factors that put the elderly at risk of choking and aspiration. In this program, viewers learn to identify the characteristics of choking, aspiration, strangulation and suffocation — and they learn prevention tips to help reduce these risks.



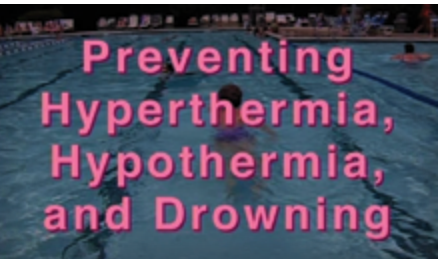
Elder Care: Preventing Suicide and Depression

In the elderly, personal losses and medical conditions can lead to depression, feelings of hopelessness and suicide. This program teaches viewers to spot signs of depression and suicide and gives them techniques for primary prevention, such as pet therapy, social activities and volunteerism, that can help ward off debilitating depression. Included are discussions of assisted suicide, myths about suicide, treatment programs and types of depression, and screening instruments to use to spot signs of danger.



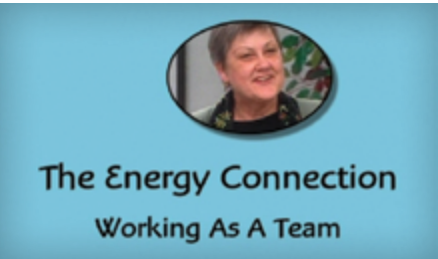
Elder Care: Preventing Burns and Scalds

Poor vision or hearing, fragile skin, slow reflexes and impaired mobility can put elderly people at higher risk for burn and scald injuries. Spilled coffee, hot appliances, steam from boiling water or heating pad — all can be lethal to the older adult. In this program, viewers learn to be alert to burn hazards in a wide range of potentially dangerous situations such as taking a bath, using heat producing appliances and drinking hot liquids.



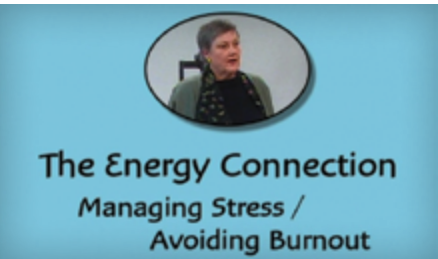
Elder Care: Preventing Hypothermia, Hyperthermia and Drowning

As people age, the risk of death or injury from hypothermia, hyperthermia, frostbite, and drowning increases. This skin, chronic illness, diabetes, medications, and other factors can put the elderly in jeopardy beyond what a younger person would experience in the same situation. Preventing Hypothermia teaches how to recognize conditions that put elders at risk — such as hot and cold weather, poverty, bathtubs and hot tubs, and temperature related illness and drowning.



The Energy Connection: Working as a Team

This Health Care training program shows how morale can affect the entire team dynamic in terms of productivity and energy levels. It identifies situations that lower or boost team morale, and gives suggestions on how to keep staff focused on their team goal — providing the best quality care to residents.



The Energy Connection: Managing Stress and Avoiding Burnout

This Health Care training program is designed to help frontline workers and managers get the most productivity out of their energy levels, time and available resources without stressing out. It also gives ways to help all levels of health care staff acknowledge and deal with daily frustrations, co-worker and management conflicts, and time restraints.

4296

Categories: Healthcare Training

Length: 13 minutes

© 2001

4297

Categories: Healthcare Training

Length: 12 minutes

© 2001

4298

Categories: Healthcare Training

Length: 11 minutes

© 2001

4299

Categories: Healthcare Training

Length: 12 minutes

© 2001

4300

Categories: Healthcare Training

Length: 19 minutes

© 2001

4301

Categories: Healthcare Training

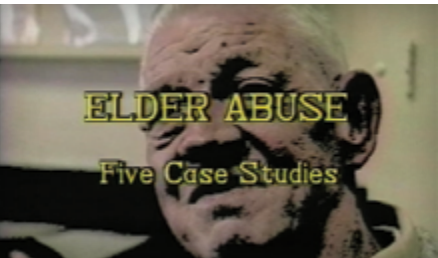
Length: 19 minutes

© 2001



More Than Words

This program demonstrates, through real interactions, how person-centered care and knowledge of the resident can reduce dementia-related episodes, such as, sundowning, aggressive-protective reactions when bathing, and wanting to leave. As it pinpoints the crucial role of the CNA as caregiver and friend, it also shows the importance of creating a true “relationship” with persons with dementia, communicating directly, accepting their reality and personal preferences, and boosting self-esteem by encouraging use of remaining abilities.



Elder Abuse: Five Case Studies

This video explains the issues of family abuse against an older adult very personally from the point of view of five different victims. Their candor in telling about their situation gives the viewer insight into the ambivalent feelings of older abuse victims as they try to find resolution to their pain. In the context of their struggle, we also see the various interventions that can be used to help stop the abuse, including counseling, shelters, supportive services, and legal action. Each case in this video is real — not reenacted — and is followed over a period of time.



GHS-HazCom for Healthcare Facilities

Created specifically to assist healthcare facilities of all types in complying with federal, state, and municipal Hazard Communications regulations, these products also address the major education and training requirements in these chemical hazard laws. This video presentation introduces employees to the Hazard Communication regulations and provides training on the various types of chemicals found in healthcare facilities.

Topics covered include: GHS Safety Data Sheets and container labels, Toxins, corrosives, and irritants Flammables, combustibles, and gases Carcinogens and radiation, Exposure situations, Personal protective equipment and chemical storage, Spills and cleanup.



Recognizing Child Abuse: Physical Abuse

This video covers various aspects surrounding the physical abuse of children, including risk factors and how to recognize actual physical signs of abuse. Physical symptoms covered in detailed imagery are soft-tissue injuries, skeletal injuries, head injuries, abdominal injuries and inflicted traumatic brain injury. The video also explores suggestive behaviors to be aware in both victims and perpetrators. Discussed are signs to be aware of with a suspicious caretaker during assessments. Finally, this video addresses the important obligation and logistics of reporting child abuse when working in health and social services.



Recognizing Child Abuse: Neglect and Emotional Abuse

This program focuses specifically on the neglect and emotional abuse of children. Provides an overview of this subject and discusses specifically the topics of neglectful caretakers, physical neglect, emotional neglect and emotional abuse. Covered in detail are the physical signs of neglect that caregivers must be aware of. Also explored in this program are suggestive behaviors in victims of neglect and emotional abuse along with various behaviors to look for in a suspicious caretaker. Finally, this program addresses the important obligation and logistics of reporting neglect and emotional abuse when working in health and social services.

4302

Categories: Healthcare Training

Length: 25 minutes

© 2001

4303

Categories: Healthcare Training

Length: 40 minutes

© 2001

4313

Categories: Hazard Communications, Healthcare Training

Length: 20 minutes

© 2013

4454

Categories: Healthcare Training

Length: 13 minutes

© 2008

4455

Categories: Healthcare Training

Length: 13 minutes

© 2008



Recognizing Child Abuse: Sexual Abuse

This program focuses on the various aspects of sexual abuse. Included are an overview and definition of sexual abuse, and the many ways that sexual abuse occurs, including incest, molestation, exhibitionism, child pornography and child prostitution. Discussed in detail are the specific methods that abusers utilize with their victims, including grooming and ways of pressuring of children into sexual activity. Also described are actual physical signs of sexual abuse, and with ways of identifying suggestive behaviors in both victims and their suspicious caretakers. Finally, this program addresses the important obligation and logistics of reporting sexual abuse when working in health and social services.



Age-Specific Care: Neonates and Infants

Age-specific considerations can help identify and provide the care a patient needs at that time of life. This program provides an introduction into the need for Age-Specific Care competencies and the general cultural and communication considerations that apply across many age ranges. More specifically, this program discusses neonates, young infants, and older infants and systematically addresses five areas: age characteristics, communication, age-specific care, nursing considerations, and safety needs.



Age-Specific Care: Toddlers through Teens

Age-specific considerations can help identify and provide the care a patient needs at that time of life, as well as help the person become an active partner in health decisions, as much as the person's age makes possible. Considering the age group from a young toddler (12-18 months old) through late teens (16-18 years old), this program systematically addresses the following five areas: age characteristics, communication, age-specific care, nursing considerations, and safety needs.



Age-Specific Care: Adults

Age-specific considerations can help identify and provide the care a patient needs at that time of life, as well as help the person become an active partner in health decisions, as much as the person's age makes possible. Considering the age group from young adults (2- to 29-years-old) through elderly adults (8 years and older), this program systematically addresses the following five areas: age characteristics, communication, age-specific care, nursing considerations, and safety needs.



Beginning Pediatric Nursing: Neonates, Infants and Toddlers

Pediatrics is one branch of medicine that demands a focus beyond the individual patient and immediate health problems to take into account the developmental stages of children over time, the child's position within a family, the unique cultural characteristics of the family, and the techniques of assessing and providing care in ways that minimize the trauma and distress to children who often do not fully understand what is happening. With the focus on neonates, infants, and toddlers this program discusses the characteristics of these early developmental stages, including the physiological differences and some of their characteristics and considers ways of working with the entire family and dealing with psychosocial and cultural differences. Methods of non-traumatic physical assessment and care techniques for these early developmental stages are also discussed.

4456

Categories: Healthcare Training
Length: 14 minutes
© 2008

4457

Categories: Healthcare Training
Length: 22 minutes
© 2008

4458

Categories: Healthcare Training
Length: 25 minutes
© 2008

4459

Categories: Healthcare Training
Length: 25 minutes
© 2008

4460

Categories: Healthcare Training
Length: 17 minutes
© 2008



Beginning Pediatric Nursing: Preschoolers

Pediatrics is one branch of medicine that demands a focus beyond the individual patient and immediate health problems to take into account the developmental stages of children over time, the child's position within a family, the unique cultural characteristics of the family, and the techniques of assessing and providing care in ways that minimize the trauma and distress to children who often do not fully understand what is happening. This program discusses the characteristics of the developmental stage of preschoolers, including some of their physiological characteristics and appropriate forms of care. Methods of non-traumatic physical assessment and care techniques are also discussed.

4461

Categories: Healthcare Training
Length: 12 minutes
© 2008



Beginning Pediatric Nursing: School-age Children

Pediatrics is one branch of medicine that demands a focus beyond the individual patient and immediate health problems to take into account the developmental stages of children over time, the child's position within a family, the unique cultural characteristics of the family, and the techniques of assessing and providing care in ways that minimize the trauma and distress to children who often do not fully understand what is happening. This program discusses the characteristics of the developmental stage of school-age children, including some of their physiological characteristics and appropriate forms of care. In addition, this program examines ways of working with the entire family, dealing with psychosocial and cultural differences as well as methods of non-traumatic physical assessment and care techniques.

4462

Categories: Healthcare Training
Length: 12 minutes
© 2008



Beginning Pediatric Nursing: Adolescents

Pediatrics is one branch of medicine that demands a focus beyond the individual patient and immediate health problems to take into account the developmental stages of children over time, the child's position within a family, the unique cultural characteristics of the family, and the techniques of assessing and providing care in ways that minimize the trauma and distress to children who often do not fully understand what is happening. This program discusses the characteristics of the developmental stage of adolescents, including some of the physiological characteristics and appropriate forms of care. In addition, this program examines ways of working with the entire family, dealing with psychosocial and cultural differences as well as methods of non-traumatic physical assessment and care techniques, particularly as they relate to issues of weight sexuality.

4463

Categories: Healthcare Training
Length: 12 minutes
© 2008



Ethical Issues in Nursing: Introduction, Concepts, Values and Decisions

This program provides a solid introduction to the fundamental ethical terms and concepts that students and nurses need to know. Through scenarios and expert interviews, it clearly defines justice, fidelity, autonomy, moral distress, and other important concepts in ethical practice. In addition, the vital role personal values play in ethical situations and how to best understand and address value conflicts are examined as well as a discussion on the importance of nurse self-regard and some of the key steps to sound ethical decision-making.

4464

Categories: Healthcare Training
Length: 22 minutes
© 2008



Ethical Issues in Nursing: Respect, Dignity, Autonomy and Relationships

This program focuses on the first provision in the nursing code of ethics pertaining to respect. Through scenarios and expert interviews, it explores practical ways that nurses can show respect for human dignity and the importance of relationships to patients. The program discusses a patient's right to self-determination, the important factors of diversity, and end of life issues. It clearly describes the nurse's role in supporting patient autonomy, informed consent, and the practice of extending respect beyond patients to one's colleagues as well.

4465

Categories: Healthcare Training
Length: 18 minutes
© 2008



Ethical Issues in Nursing: Commitment

This program focuses on the second provision in the nursing code of ethics pertaining to commitment. Through scenarios and expert interviews, it addresses the primacy of patient interests and the nurse’s role as a moral agent and advocate for the patient. The program also explores conflict of interest issues for nurses and proper actions that can be taken when the wishes of the patient conflict with others as well as the importance of collaboration in the workplace and the ethical issue of proper professional boundaries for nurses.



Ethical Issues in Nursing: Protection, Privacy, Safety and Standards

This program focuses on the third provision in the nursing code of ethics pertaining to protection. Through scenarios and expert interviews, it addresses the importance of patient privacy and confidentiality, while highlighting the key mandate of HIPAA. The program explores the various ways the nurses can successfully advocate for their patients, including those who might participate in research. It also covers the importance of standards and review mechanisms and the role of an ethics committee. The challenging issue of identifying and acting on questionable and impaired practice is also covered.



Anxiety Disorders: Panic Disorder and Agoraphobia

Anxiety disorders are currently the most common psychiatric illnesses affecting both children and adults. Whether it is the generalized anxiety associated with everyday living or the devastating effects of a severe traumatic event, people who develop the extreme symptoms of an anxiety disorder can find their lives impaired in significant ways. It is important for students and healthcare professionals to know what differentiates excessive anxiety from an anxiety disorder. This program defines the criteria for panic disorder and agoraphobia and the specific symptoms associated with panic attacks; examines how panic disorder can be confused with other medical conditions; and explores its relationship to the development of agoraphobia. Effective dramatic vignettes and interviews with professionals and educators in the field are used to explore current treatment options and the challenges that these disorders present in home, vocational, and clinical environments.



Anxiety Disorders: Specific and Social Phobias

Anxiety disorders are currently the most common psychiatric illnesses affecting both children and adults. Whether it is the generalized anxiety associated with everyday living or the devastating effects of a severe traumatic event, people who develop the extreme symptoms of an anxiety disorder can find their lives impaired in significant ways. It is important for students and healthcare professionals to know what differentiates excessive anxiety from an anxiety disorder. This program defines the criteria for specific and social phobias and the varieties of phobias commonly found in the general population. Some of the avoidant and reactive behaviors surrounding phobias are explored as well as the use of exposure therapy, relaxation, and medication in the treatment approach. Effective dramatic vignettes and interviews with professionals and educators in the field are used to explore current treatment options and the challenges that these disorders present in home, vocational, and clinical environments.

4466
Categories: Healthcare Training
Length: 21 minutes
© 2008

4467
Categories: Healthcare Training
Length: 21 minutes
© 2008

4468
Categories: Healthcare Training
Length: 21 minutes
© 2008

4469
Categories: Healthcare Training
Length: 21 minutes
© 2008



Anxiety Disorders: Obsessive-Compulsive Disorder

Anxiety disorders are currently the most common psychiatric illnesses affecting both children and adults. Whether it is the generalized anxiety associated with everyday living or the devastating effects of a severe traumatic event, people who develop the extreme symptoms of an anxiety disorder can find their lives impaired in significant ways. It is important for students and healthcare professionals to know what differentiates excessive anxiety from an anxiety disorder. This program defines the criteria for Obsessive-Compulsive Disorder, commonly known as OCD and one of the most prevalent of all psychiatric disorders. Some of the strange and ritualized behaviors associated with the disorder and the resulting adverse affects, as well as relevant neurological findings unique to OCD are discussed. Effective dramatic vignettes and interviews with professionals and educators in the field are used to explore current treatment options and the challenges that these disorders present in home, vocational, and clinical environments.




Anxiety Disorders: Acute and Post-Traumatic Stress Disorder

Anxiety disorders are currently the most common psychiatric illnesses affecting both children and adults. Whether it is the generalized anxiety associated with everyday living or the devastating effects of a severe traumatic event, people who develop the extreme symptoms of an anxiety disorder can find their lives impaired in significant ways. It is important for students and healthcare professionals to know what differentiates excessive anxiety from an anxiety disorder. This program defines the criteria for Obsessive-Compulsive Disorder, commonly known as OCD and one of the most prevalent of all psychiatric disorders. Some of the strange and ritualized behaviors associated with the disorder and the resulting adverse affects, as well as relevant neurological findings unique to OCD are discussed. Effective dramatic vignettes and interviews with professionals and educators in the field are used to explore current treatment options and the challenges that these disorders present in home, vocational, and clinical environments.



Anxiety Disorders: Generalized Anxiety Disorder

Anxiety disorders are currently the most common psychiatric illnesses affecting both children and adults. Whether it is the generalized anxiety associated with everyday living or the devastating effects of a severe traumatic event, people who develop the extreme symptoms of an anxiety disorder can find their lives impaired in significant ways. It is important for students and healthcare professionals to know what differentiates excessive anxiety from an anxiety disorder. This program identifies the criteria for Generalized Anxiety Disorder and the manner in which anxiety can become a pervasive reality in people’s lives. It examines the emerging link between depression and anxiety and some of the limitations that can arise with an individual who struggles daily with this disorder. Effective dramatic vignettes and interviews with professionals and educators in the field are used to explore current treatment options and the challenges that these disorders present in home, vocational, and clinical environments.



Alzheimer’s – Is It Delirium or Dementia

Explores several successful methods for dealing with residents who have an altered mental status. These methods will make your job easier, even rewarding, and calm the concerns of the family members.

4470
Categories: Healthcare Training
Length: 21 minutes
© 2008

4471
Categories: Healthcare Training
Length: 26 minutes
© 2008

4472
Categories: Healthcare Training
Length: 21 minutes
© 2008

4473
Categories: Healthcare Training
Length: 38 minutes
© 2012



Advanced Directives

This program discusses care at the end of life, primarily focusing on palliative care of individuals and their families. The program's focus is on spiritual and supportive aspects of care rather than physical care. Information on the role of and importance of advance care planning and advance directives is also presented.



Alzheimer's Disease Level 1 ALF

A must for health care workers in assisted living facilities. Understand AD through the family's eyes with interviews from family members and staff. [This program meets the Florida Level I requirement for ALFs.]



Assisting the Resident with Meals LTC

Mealtime is often the most important part of the day for residents in a long term care facility. This program reviews proper techniques and care in serving meals and addresses special feeding circumstances and solutions. [Meets the standards for food handling and preparation for ALFs in Florida.]



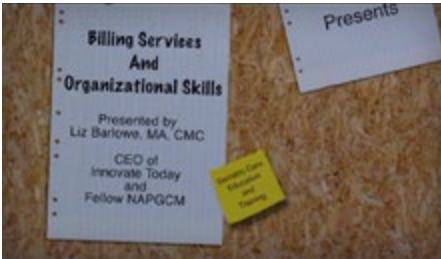
Basic First Aid: First Responders

Emergency situations can occur at any time and the health care assistant may be the first one to respond. Learn how to react to breathing emergencies, cuts, burns, chest pain, fractures and more! This program will assist your staff with knowing what to do and when to do it.



Basic Head-to-Toe Assessment with Geriatric Focus

Our focus is to take the professional through a comprehensive physical assessment divided into upper and lower body components.



Billing Services and Organizational Skills

Organization is paramount to successful care management; learn proven skills; prioritization methods and more. Learn from an expert how to increase billable time and decrease non-billable time. And finally discover organizational skills to keep a GCM on track to proactively and efficiently serve clients.



Bio-Terrorism

The Centers for Disease Control (CDC) has identified particular viruses as high-priority agents for bio-terrorism because they include organisms that pose a risk to national security. Learn about 'Category A' high-priority biological diseases such as Anthrax, Botulism, Plague, Smallpox, Tularemia, and Viral Hemorrhagic Fever.

4474

Categories: Healthcare Training
Length: 50 minutes
© 2006

4478

Categories: Healthcare Training
Length: 74 minutes
© 2011

4479

Categories: Healthcare Training
Length: 23 minutes
© 2006

4480

Categories: Healthcare Training, First Aid
Length: 50 minutes
© 2006

4481

Categories: Healthcare Training
Length: 50 minutes
© 2005

4482

Categories: Healthcare Training
Length: 60 minutes
© 2013

4483

Categories: Healthcare Training, Security
Length: 25 minutes
© 2004



Bloodborne Pathogens HIV-AIDS-OSHA

Program includes epidemiology, pathophysiology, risk behaviors, opportunistic disease, and diagnostic tests.



Bowel and Bladder Re-Training LTC

Bowel and bladder problems for the elderly are a leading cause of frustration at home and in nursing homes. Nursing assistants spend a great deal of their time and energy assisting patients with the changing of soiled clothing and coping with the embarrassment and loss of dignity that accompanies incontinence. In this program we will teach you the steps in developing a toileting regimen, as well as valuable Kegel exercises for the patient.



Bringing Families Together for Our Client's Sake

Learn strategies to help resolve family conflicts and empower families to be involved in their parents care even from a distance. We will demonstrate ways to help blended families work together for the common good of the family.



Building Bridges: How To Nurture Relationships

Caring is an important part of curing. In this program your staff will learn to engage each patient in a kind and caring manner.



Caring For The Cognitively Impaired Client

Many times chronic illnesses contribute to mental and behavioral changes. This program focuses on cause and proper response. We will discuss the various warning signs of depression and review the types of functional and organic disorders. You will also learn the difference between delirium and depression.



Client's Rights in Home Health

Respect, dignity, privacy and confidentiality are just some of the basic rights guaranteed under law to all individuals receiving health care. CNA, OSHA and JCAHO all promote the rights of clients to receive safe and ethical care. This program will give your staff the necessary information to assure these rights when caring for the home client.



Communicating Your Value To Develop Long-Term Clients

Develop skills and techniques to cultivate clients through effective communication that demonstrates your value. You will learn to enhance verbal and written communication skills and document to avoid liability. Finally learn to cultivate clients towards a long-term care management relationship.

4484

Categories: Healthcare Training, Bloodborne Pathogens
Length: 31 minutes
© 2011

4485

Categories: Healthcare Training
Length: 30 minutes
© 2002

4486

Categories: Healthcare Training
Length: 60 minutes
© 2013

4487

Categories: Healthcare Training
Length: 30 minutes
© 2002

4488

Categories: Healthcare Training
Length: 23 minutes
© 2013

4489

Categories: Healthcare Training
Length: 50 minutes
© 2007

4490

Categories: Healthcare Training
Length: 60 minutes
© 2013



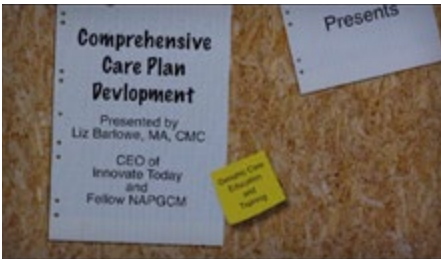
Communication With Impaired Clients

Many times a chronic illnesses contribute to mental changes. This program developed for CNAs focuses on cause and response. You will learn the difference between delirium and depression. 2 Contact Hours.



Competent Care In a Culturally Diverse Nation

Culturally competent care adapts care interventions to the cultural needs and preferences (ethnic and religious beliefs, values, and practices) of diverse clients. This program provides practical and effective methods of recognizing and dealing with the special needs of different cultures.



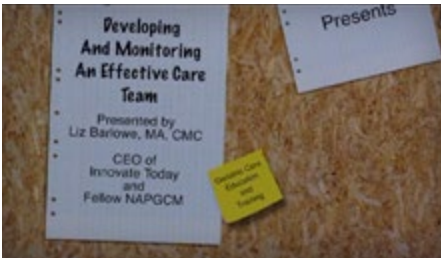
Comprehensive Care Plan Development

Learn how to develop exceptional care plans that will provide the outcomes your client expects. Get positive client outcomes with proven techniques to ensure your care plans are implemented as intended. Learn how to engage the clients family and service providers in the plan for more effective results.



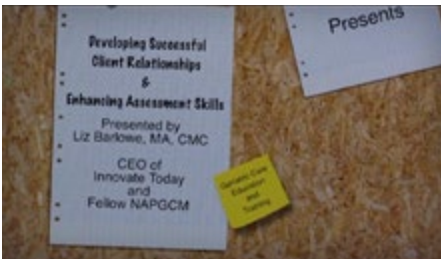
Current Trends In Pain Management

Promoting proper pain management is an important part of patient care. Join us as we discuss the difference between acute and chronic pain and learn how pain affects the body. Pain management standards as well as various treatment methods are also discussed.



Developing and Monitoring an Effective Care Team

Learn how to get the most of in-home and facility based care providers, including strategies to lead care team and professional advisor meetings. Develop strategies and learn best practice techniques to facilitate the client outcomes you are expecting. Learn to do more than monitor care – enhance it! Develop teams that really work.



Developing Client Relationships and Assessment Skills

Learn how to build a trusting relationship with clients through proven techniques, as well as discover practice-based assessment skills, including invaluable tricks of the trade.

4492

Categories: Healthcare Training
Length: 22 minutes
© 2011

4493

Categories: Healthcare Training
Length: 26 minutes
© 2012

4494

Categories: Healthcare Training
Length: 60 minutes
© 2013

4495

Categories: Healthcare Training
Length: 50 minutes
© 2008

4496

Categories: Healthcare Training
Length: 60 minutes
© 2013

4497

Categories: Healthcare Training
Length: 60 minutes
© 2013



Diabetes: A Comprehensive Update

Diabetes knows no prejudice, it strikes the young and the old, from every race and demographic. If left to its own devices, the disease can be debilitating, but with proper treatment, those with diabetes can expect to enjoy a healthy life. This comprehensive program identifies the different types of diabetes, available medication, and acute and long-term complications associated with this disease. Learn key factors to help your patients manage their diabetes through a better understanding of the disease itself and the medication used to treat it.



Documentation and Legal Aspects

There are many documentation and legal problems faced everyday by the CNA. This program is intended to give CNAs the do's and don'ts of the most common situations they face. 3 Contact Hours.



Domestic Violence and Elder Abuse

Domestic violence and abuse of the elderly can happen anywhere, in big cities, small towns and the suburbs. It is a shameful problem, and unfortunately not one that is unique or new. Learn how to recognize various kinds of abuse and discover the characteristics of an abuser. (Meets guidelines for the continuing education requirement in the state of Florida.)



Emotional Needs of Residents

Developing time management skills can make all the difference with day-to-day care. Learn the importance of managing your tasks and stress level, while still delivering excellent care to each patient. Your staff will be more effective and productive after viewing this program.



End of life

This program discusses care at the end of life, primarily focusing on palliative care of individuals and their families.



Hand, Foot and Nail Care

This program will explain the changes that occur in the hands and feet as we age. We will also identify common hand and foot problems, as well as demonstrate measures to keep the hands and feet functioning.

4498

Categories: Healthcare Training
Length: 50 minutes
© 2000

4499

Categories: Healthcare Training
Length: 35 minutes
© 2011

4500

Categories: Healthcare Training
Length: 53 minutes
© 2009

4501

Categories: Healthcare Training
Length: 30 minutes
© 2008

4502

Categories: Healthcare Training
Length: 35 minutes
© 2013

4508

Categories: Healthcare Training
Length: 20 minutes
© 2008



Hepatitis C

The Hepatitis C Virus (HCV) is the most common blood borne infection in the United States. Learn how it is contracted, diagnosed, and the implications of having this disease. This program will enhance your knowledge of this pervasive threat to public health and provide you with valuable information to educate students and patients.



How To Get Along With Others

In this program we will examine the differences between passive, aggressive and assertive behavior and review three aspects of helping relationships.



Improving Communication With Visually and Hearing Impaired

This program focuses on bringing out the strengths of these clients by assisting the caregiver with practical ways to communicate and support the client throughout their daily activities.




Improving Your Observation and Documentation Skills

Learn how to use all of your senses when evaluating each client and gain an understanding of how to 'read' your patient based on their verbal cues and body language. Making careful observations helps the other members of your care team provide better care for the client and ensures a reliable medical record.



Improving Your Rehabilitative Nursing Skills

The goal of rehabilitative nursing is not just caretaking, but teaching and reinforcing so that the resident can live as independently as possible. Learn why optimal wellness is critical regardless of disability or disease. We will also review how to work with patients who have limited mobility including procedures for moving a patient and the importance of promoting self-care with the help of (cut off)



Infection Control in the Home Settings

We start with three key ideas in the home setting: Clean, Cost and Common sense. Then, we address specific home health aide responsibilities, including assessment of the home, client and hygiene to prevent the spread of infection.



Infection Control in the Long Term Care Facility

In this program, we discuss why long term care residents are highly susceptible to infection. We will also examine common infections that occur in Long Term Care facilities and how to prevent them.

4509

Categories: Healthcare Training
Length: 50 minutes
© 2008

4510

Categories: Healthcare Training
Length: 30 minutes
© 2002

4511

Categories: Healthcare Training
Length: 50 minutes
© 2008

4512

Categories: Healthcare Training
Length: 28 minutes
© 2013

4513

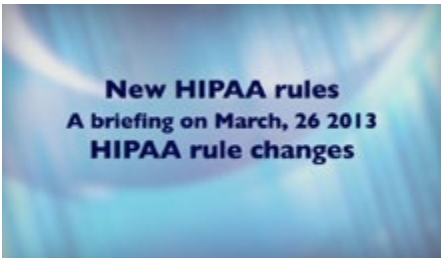
Categories: Healthcare Training
Length: 25 minutes
© 2003

4514

Categories: Healthcare Training
Length: 25 minutes
© 2013

4515

Categories: Healthcare Training
Length: 27 minutes
© 2013



Infection Control – Shaping Client Outcomes

The role of infection control in health care has become more important than ever before. This is due, in part, to some bacteria being resistant to antibiotics, and the increasing survival rates of the chronically ill and the elderly. This program will teach you to effectively treat infection and prevent the transfer of disease.

Legal Issues: Confidentiality, Liability and Ethics

There are many potential legal and ethical problems faced every day in the health care setting. Maintaining a good relationship with the patient is one of the health care assistant's strongest safeguards. This program is intended to give your assistants the do's and the don'ts of the most common situations they face.

Making Every Minute Count

Developing time management skills can make all the difference with day to day care. Learn the importance of managing your tasks and stress level, while still delivering excellent care to each patient. Your staff will be more effective and productive after viewing this program.

Mouth Care of the Resident

In this program you will learn how to work with your patients to encourage proper dental health. We will discuss the harmful effects of plaque and provide you with practical solutions to help your patients take part in their own mouth care. Learn how to assist them with good oral health habits that will keep your patients smiling for years to come.

New HIPAA Rules: A Briefing on HIPAA Rule Changes

This continuing Education activity has been developed as a basic resource for HIPAA Covered Entity personnel such as HIPAA privacy and security officers, privacy contacts, risk managers, counsel, information management and information technology personnel, compliance officers and leadership at all levels interested in establishing a foundation for further in depth study of HIPAA March 26, 2013, Privacy, Security and Breach Notification Rules.

No Place Like Home: Management of the Client's Home

Household management is a skill everyone should learn. Knowledge of such things as home organization, house cleaning, laundry, and chores are essential for a happy home life, but it can be daunting when you are first starting out. This program will help the health care professional who regularly visits client's homes and helps in daily living activities.

Nutrition for the Older Adult

This program will help your staff to understand the importance of good nutrition and a balanced diet and how these two important aspects of care can affect overall health.

4516

Categories: Healthcare Training
Length: 27 minutes
© 2013

4518

Categories: Healthcare Training
Length: 34 minutes
© 2006

4520

Categories: Healthcare Training
Length: 21 minutes
© 2002

4521

Categories: Healthcare Training
Length: 30 minutes
© 2002

4522

Categories: Healthcare Training
Length: 51 minutes
© 2013

4523

Categories: Healthcare Training
Length: 24 minutes
© 2012

4524

Categories: Healthcare Training
Length: 25 minutes
© 2006



OBQI: Through the Use of Clinical Pathways

Outcome Based Quality Improvement) Are you confused about how clinical pathways relate to a specific diagnosis? This program explains the principles of Restorative Nursing Techniques and Complimentary and Alternative Therapies (CAM). Join us as we apply these concepts to several diseases including Parkinson's, Diabetes, COPD and Depression.



Oral Assessment and Dental Diseases in the Elderly

This program will provide you with the necessary procedures for completing an oral exam and will discuss specific conditions and diseases of the mouth.



Overview of HIPAA: Privacy and Security Rules

This continuing education activity has been developed as a basic resource for HIPAA Covered Entity personnel such as HIPAA privacy and security officers, privacy contacts, risk managers, counsel, information management and information technology personnel, compliance officers and leadership at all levels interested in establishing a foundation for further in-depth study of HIPAA Privacy, Security and Security Breach rules.



Prevention of Medical Errors

The goal of this program is to promote safe drug administration by medical personnel, as well as by the layperson. Part I covers information related to factors that impact the occurrence of medication errors, methods of prevention, and educational guidelines. Part II reviews basic medication administration information.



Prevention of Pressure Ulcers

This program helps the healthcare assistant to understand the causes of pressure ulcers and what nursing actions can be taken to prevent or minimize them. You will also learn the definition of a pressure ulcer and discover the common areas on which they form.



Proper Transfer Techniques for the Healthcare Professional

This program focuses on safe transfer techniques. It will demonstrate the use of good body mechanics by health care assistants and the correct use of assistive devices.



Residents Rights in Long-Term Care

This program will assist your staff to understand the rights of the residents in long term care and comply with OBRA guidelines.

4525

Categories: Healthcare Training
Length: 50 minutes
© 2003

4527

Categories: Healthcare Training
Length: 35 minutes
© 2007

4529

Categories: Healthcare Training
Length: 20 minutes
© 2012

4530

Categories: Healthcare Training
Length: 43 minutes
© 2009

4531

Categories: Healthcare Training
Length: 25 minutes
© 2001

4533

Categories: Healthcare Training
Length: 30 minutes
© 2011

4534

Categories: Healthcare Training
Length: 33 minutes
© 2007



Respiratory Care: Assessing the Adult Respiratory System

As an RN or LPN you have the responsibility for assessing topics from the initial interview including basic anatomy and physiology, lung sounds of common respiratory diseases and therapeutic modalities.



Restraint-Free Environments in the LTC Setting

This program will examine alternatives for residents who display unsafe behaviors.



Risk Management for the Geriatric Care Manager

Attendees will learn strategies to protect themselves from potential liability while practicing care management. Discover risk factors that may impact their potential liability and learn to proactively limit their liability when providing industry standard care management practices.



Self Care: Improving Your Resident's Self-Esteem

The healthcare staff in a long term care facility plays a major role in encouraging self care, which is an important aspect of holistic and overall care . Helping to maintain or improve a resident's ability to function is an important part of nursing care. This is accomplished by improving the resident's ability to participate in activities of daily living. This program will teach you and your staff how to effectively encourage self-esteem and independence through self-care.



Self-Administration of Medication ALF

The goal of this program is to promote safe drug administration by medical personnel, as well as by the layperson.

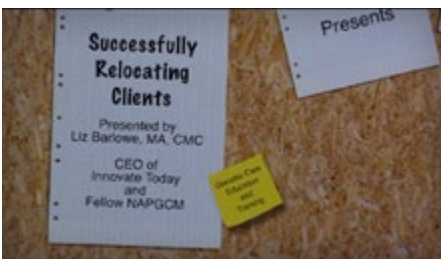
Part I covers information related to factors that impact the occurrence of medication errors, methods of prevention, and educational guidelines.

Part II reviews basic medication administration information.



Self-Administration of Medication HHA

This important program reviews the role of the nursing assistant in assisting residents with self-medication and addresses the most common routes of administration. This program is designed for home health.



Successfully Relocating Clients

Discover how to determine levels of care, facility types, differences, and best practices when moving a client. Understand the important GCM expertise needed by facility bound clients, such as efficient review of medical charts and the art of facilitating a care plan meeting.

4535

Categories: Healthcare Training, Respiratory Safety
Length: 50 minutes
© 2013

4536

Categories: Healthcare Training
Length: 28 minutes
© 2002

4537

Categories: Healthcare Training
Length: 60 minutes
© 2013

4540

Categories: Healthcare Training
Length: 28 minutes
© 2002

4541

Categories: Healthcare Training
Length: 50 minutes
© 2010

4542

Categories: Healthcare Training
Length: 50 minutes
© 2009

4544

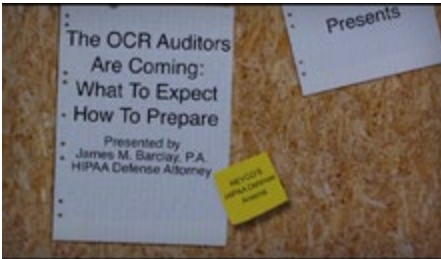
Categories: Healthcare Training
Length: 60 minutes
© 2013



Taking Care: Professional Appearance and Behavior

Part I focuses on establishing sound personal health practices, increasing awareness of body language, learning principles of stress management, time management, and setting priorities.

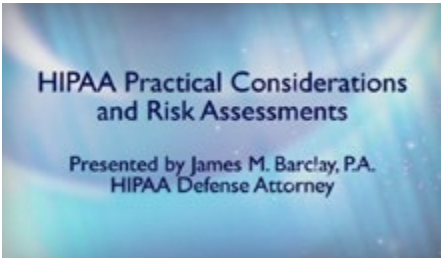
Part II focuses on knowing how to make good objective observations, gathering the client’s subjective input, reporting and recording these observations.



The Auditors Are Coming: Preparing For an OCR HIPAA Audit

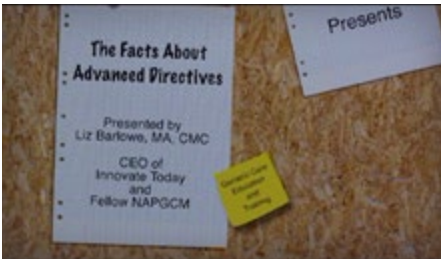
The OCR Auditors Are Coming – What To Expect And How To Prepare: There is no getting around it, we are in a new era of HIPAA-HITECH enforcement! The HITECH-mandated Office for Civil Rights (OCR) audits are intimidating, nerve wracking and just plain stressful. Because knowledge is power this new conference will help you prepare for an audit that is inevitable. Attorney James M. Barclay returns with an insightful look at the OCH HIPAA audit process.

This Program covers Reasons for self-audits, Sources that generate an audit, How to form an Audit Team and who should be on it, Examine categories of an audit, What the audit team will look for, Steps to conduct an audit, Documentation Requirements, Review Process of an OCR Audit, Walk-through of a just one portion of an actual OCR Audit.



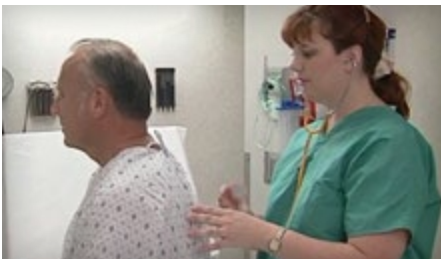
The Case For HIPAA Risk Assessment

A comprehensive security risk assessment is an important and necessary strategy for health care organizations to identify gaps in their privacy and security environments. While risk assessments alone do not directly mitigate data breaches, risk exposure decreases significantly when an organization knows exactly where protected health information (PHI) resides and how it is handled. We will cover reasons for a HIPAA Risk Assessment, Exploration of HITECH HIPA, Leverage real world examples of Covered Entities mistakes, and what it cost them.



The Facts about Advanced Directives

Develop an understanding of the purpose and function of a Living Will, Healthcare Surrogate, Power of Attorney, and The Do Not Resuscitate Order. Instructive Care studies is based on Florida law.



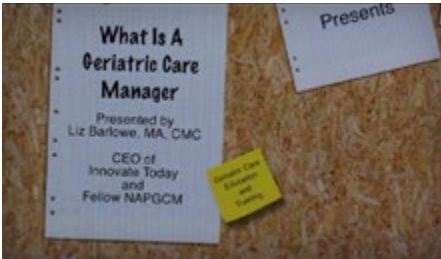
Tuberculosis

This program contains the latest CDC guidelines and the requirements of OSHA and is intended for all healthcare workers.



Understanding the Use of Adaptive Devices for ADL

Helping the client/resident achieve a maximum level of independence used to be a responsibility soley for occupational therapists, but more and more health care professionals are finding themselves assisting the patients with activities of daily living. The program provides information on the rehabilitation process and explains how to utilize adaptive devices for functional activities, as well as for leisure.



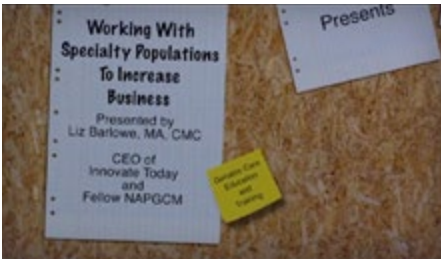
What Is a Geriatric Care Manager?

This program contains a practical review of the NAPGCM Standards of Practice and Pledge of Ethics, with real case scenarios to deepen your understanding. You will develop an understanding of how to confidently position yourself as a Professional Advisor with other Professionals.



What You Should Know About Fluid and Hydration Status

This program describes adequate hydration of elderly residents/clients is, as well as methods to prevent dehydration.



Working With Specialty Populations to Increase Business

Enhance your referral base by learning strategies to work with specialty populations. Many other client populations require advocacy, learn how to market to and serve specialty populations, such as individuals with Special Need Trusts (SNT) and suffering from mental illness. Investigate partnering with disease research/treatment foundations.



Wound Management and Staging Pressure Areas

Pressure areas can develop in any setting whether it is acute care, long term care or home health. It becomes a vital part of every health care provider’s daily care to know what a pressure area is, how it can happen and how to prevent it. This two-part program on wound management prepares your staff to better understand good skin care. Is designed to comply with the Joint Commission standards for patient and family.



Tuberculosis in the Healthcare Environment ^{ES}

After an alarming resurgence in the 1980s, tuberculosis is currently one of the most common infectious diseases in the world, killing more than a million people every year. Healthcare employees are on the front lines in the fight against TB, and they have a significant risk of exposure to the disease. This safety video provides the latest information on the tuberculosis threat, the infection hazards that Healthcare employees may encounter in their jobs, and the steps they can take to avoid them.



Abuse and Neglect in Healthcare ^{ES}

Elder and child Abuse. Tragic. Horrifying. Unthinkable. Yet, it’s estimated hundreds of thousands of elders and children are abused each year. Estimated because our picture of elder and child abuse is limited, due to the hidden and complex nature of the problem and the failure of healthcare workers and others to report elder and child abuse consistently. It can be hard to spot the more subtle forms of neglect and abuse. They’re often unrecognized, because victims tend to be isolated. By learning to recognize elder or child abuse and neglect, by learning how to respond to the cases and by committing yourself to safeguarding clients in your care.

4545

Categories: Healthcare Training
Length: 50 minutes
© 2000

4546

Categories: Healthcare Training
Length: 28 minutes
© 2012

4547

Categories: Healthcare Training
Length: 38 minutes
© 2012

4548

Categories: Healthcare Training
Length: 60 minutes
© 2013

4550

Categories: Healthcare Training, Employee Health, Contagious Illnesses
Length: 34 minutes
© 2005

4551

Categories: Healthcare Training
Length: 50 minutes
© 2013

4552

Categories: Healthcare Training
Length: 60 minutes
© 2013

4555

Categories: Healthcare Training
Length: 22 minutes
© 2002

4556

Categories: Healthcare Training
Length: 60 minutes
© 2013

4557

Categories: Healthcare Training
Length: 45 minutes
© 2013

4832

Categories: Healthcare Training, Employee Health, Contagious Illnesses
Length: 24 minutes
© 2016

4881

Categories: Healthcare Training
Length: 11 minutes
© 2017



Animal Control in Healthcare ES

Home Care Workers visit different home environments on a daily basis, and with different environments comes an array of challenges. One of those challenges may be encountering hostile pets. In some situations, when visiting a client, Home Care employees may be threatened, bitten, or otherwise injured by an unrestrained animal. Most animals seem friendly and harmless. Yet, every year in the U.S. animals bite millions of people, seriously injure thousands of people and kill about 100 people. Workers can help protect yourself and others by knowing how to recognize the warning signs of aggressive behavior, avoid or prevent an animal attack or how to defend an attack. This program illustrates all of these important techniques.



Body Mechanics in Healthcare ES

The purpose of using proper body mechanics is simple — to prevent injury. One of the most strenuous and potentially hazardous parts of home healthcare is bending, stretching, and reaching. This program teaches how to reduce risk and prevent injury. Lift assist equipment such as gait belts, bath boards, grab bars, and others are discussed as ways to reduce lifting demands. Viewers are taught to properly assess their environment and correct hazards before incidents occur. Safe client transfers and ambulation are addressed in detail.



Choices Driving Safely in Healthcare ES

Driving is usually one aspect of a home care position. Whether with a patient or by yourself, safe driving is of utmost importance. This program explains requirements for driving with a client or in a client's vehicle as well as general information explaining how personal choices behind the wheel can have a positive, or negative impact.



Workplace Violence in Healthcare Facilities ES

Workplace violence is a serious problem in hospitals, urgent care clinics, nursing homes, doctors' offices and other healthcare facilities across the country. Thousands of assaults occur every week; employees suffer physical and emotional trauma some even die.

This training video provides healthcare workers with the information they need to recognize potential violence hazards, prevent aggression if possible and respond to it effectively when necessary.

Topics covered in this video include: the history of violence in healthcare facilities; OSHA guidelines for preventing violence; identifying and controlling the potential for violence; employee education and training; responding to violence.



Alzheimer's Disease and Related Disorders

Alzheimer's disease is the most common cause of dementia among people aged 65 and older. This important program was developed specifically for Home Health and will be presented in three parts. Join us as we discuss the stages of Alzheimer's and the modifications that can be made in the home to help these patients.



Assisting The Resident With Self-Administration of Medications ALF

Alzheimer's disease is the most common cause of dementia among people aged 65 and older. This important program was developed specifically for Home Health and will be presented in three parts. Join us as we discuss the stages of Alzheimer's and the modifications that can be made in the home to help these patients.



Breathing Better With COPD

Living with a chronic condition such as COPD need not surtail your lifestyle. Education and information play a vital role in improving quality of life. This program is part of our respiratory series designed to comply with the Joint Commission standards for education of patients and family



Cardiovascular Care for Assistants

This program emphasizes the aspects of care required by health care assistants for clients/residents who have various cardiovascular conditions and the knowledge needed to safely and competently care for these clients.



Cardiovascular Nursing

Whether in the acute care setting, long term care or the home, a good cardiovascular assessment will direct the client's outcome. This program will provide your staff with a comprehensive review of the anatomy and physiology of the cardiovascular system and major cardiovascular diseases.



Central Venous Catheters

This program provides a comprehensive overview of current intravenous therapy modalities and has been a reviewer's choice winner from Home Care Univeristy. Portions of this video include live demonstration.



Choosing and Planning Meals for the Person With Diabetes

Nutrition is the foundation of your diabetes management. The key to managing this disease begins with understanding the changes necessary to maintain a healthy lifestyle.



Cultural Diversity in Health Care: East Meets West

Culturally competent care adapts care interventions to the cultural needs and preferences (ethnic and religious beliefs, values, and practices) of diverse clients. This program provides practical and effective methods of recognizing and dealing with the special needs of different cultures. Special introduction and topic preview in Mandarin Chinese.



Cultural Diversity: Orientation for Asian Cultures

Culturally competent care adapts care interventions to the cultural needs and preferences (ethnic and religious beliefs, values, and practices) of diverse clients. This video is the first of its kind to explain the major differences in nursing between the East and the West at the philosophical and cultural levels with concrete examples. Join us as Dr. Yu Xu (PhD and RN) discusses these cultural differences.

4882

Categories: Healthcare Training

Length: 5 minutes

© 2017

4883

Categories: Healthcare Training, Back Care, Employee Health

Length: 13 minutes

© 2017

4884

Categories: Healthcare Training, Driving Safety

Length: 22 minutes

© 2017

4887

Categories: Workplace Violence, Healthcare Training

Length: 15 minutes

© 2017

4942

Categories: Healthcare Training

Length: 105 minutes

© 2016

4943

Categories: Healthcare Training

Length: 45 minutes

© 2015

4944

Categories: Healthcare Training

Length: 15 minutes

© 2001

4945

Categories: Healthcare Training

Length: 45 minutes

© 2001

4946

Categories: Healthcare Training

Length: 48 minutes

© 2001

4947

Categories: Healthcare Training

Length: 47 minutes

© 1998

4948

Categories: Healthcare Training

Length: 27 minutes

© 2001

4949

Categories: Healthcare Training

Length: 54 minutes

© 2005

4950

Categories: Healthcare Training

Length: 55 minutes

© 2015



Day-to-Day Management With COPD

COPD stands for chronic pulmonary disease, a group of five lung diseases that limits the flow of air into your lungs. the series includes: what is COPD, breathing better with COPD, and day to day management with COPD



Dependent Adult Abuse

Up to two million elderly people are abused each year in the United States, with less than 1% of these cases being reported. Elder abuse can occur in both domestic and institutional settings. Learn the types, signs and symptoms of elder abuse and discover the community resources that are available to help in managing this growing issue.



Depression

This program helps develop competence in dealing with mental health needs of clients.

Part I of this program provides ideas and techniques to recognize depression and ways to motivate the depressed client.

Part II provides tools for health care assistants to use in coping and motivating themselves when caring for the depressed patient.



Diabetes: What To Do When You Are Sick

During times of illness it can be particularly difficult to keep blood sugars in control. This program will focus on two specific areas of diabetes self-management; sick days and foot care.



Disaster Preparedness in Home Health

Is your Home Health Aide able to respond quickly and appropriately to an emergency? Being prepared for an emergency or disaster situation needs to be a part of every Home Health Aides orientation.

This program includes: difference between emergency and disaster; preparation measures for an emergency; hazards in the home that could lead to falls; reporting an incident properly; risk factors in the home that could lead to an emergency.



Emergency Care In The Home – Risk Management

If an emergency should occur with one of your home health patients, could your home health aide handle it – Responding to emergencies in the home is a necessary part of any home health aide's job. Learn how to appropriately manage a series of home emergencies including difficulty breathing, burns, seizures and falls.



End of Life: East Meets West

This program discusses care at the end of life, primarily focusing on palliative care of individuals and their families. The program's focus is on the spiritual and supportive aspects of care rather than physical. Information on the role of and importance of advance care planning and advance directives is also presented. Special introduction and topic preview in Chinese.

4951

Categories: Healthcare Training
Length: 12 minutes
© 1999

4952

Categories: Healthcare Training
Length: 20 minutes
© 2001

4953

Categories: Healthcare Training
Length: 54 minutes
© 2001

4954

Categories: Healthcare Training
Length: 11 minutes
© 2001

4955

Categories: Healthcare Training, Emergency Response
Length: 21 minutes
© 2013

4956

Categories: Healthcare Training
Length: 39 minutes
© 1991

4957

Categories: Healthcare Training
Length: 36 minutes
© 2001



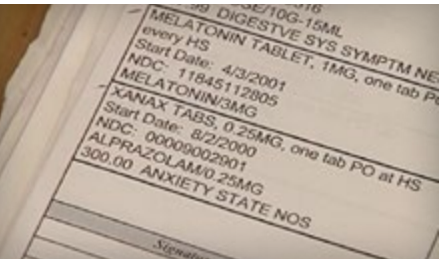
Geriatrics

Growing older or aging means different things to different individuals. How we deal with our feelings will affect how we care for the aging resident or client. Join us in this two part program as we identify the positive and negative aspects of aging. This program will help health care assistants develop competency in psychosocial skills.




Legal Issues: East Meets West

In the legal arena, documentation of care has become synonymous with care itself and the patient's record is legal proof of the quality of care. Join a registered nurse attorney and a circuit judge as they discuss important legal issues. Special introduction and topic preview in Mandarin Chinese.



Prevention of Medical Errors: East Meets West

The goal of this program is to promote safe drug administration by medical personnel. Part I covers information related to factors that impact the occurrence of medication errors, methods of prevention, and educational guidelines. Part II reviews basic medication administration information. Special introduction and topic preview in Mandarin Chinese.



Professional Career Tools: A Survival Guide

This video is an excellent primer on professional conduct in looking, applying and then doing the work of a health care professional in a professional manner.



Promoting Mobility in Healthcare: Transfer Techniques

This program focuses on the safe transfer techniques. It will demonstrate the use of good body mechanics by health care assistants and the correct use of assistive devices frequently used to promote mobility



Recognizing Impairment in the Workplace

At the completion of this program, the nurse and employer will be able to recognize impairment in the workplace and take appropriate actions for establishing and maintaining a healthy work environment as well as positive work related behavior.

The purpose of this course is to assist nurses in the state of Florida with identifying and supporting colleagues who may be affected with workplace impairment. 2017 Florida Required Program for licensed professionals.



Rehabilitation Skills for Assistants and Caregivers

When good rehabilitative skills are in place, the home health client is often able to reach his or her fullest potential. This program will assist your home health aides in developing the skills to enable their clients to attain the maximum rehabilitation potential.

4958

Categories: Healthcare Training
Length: 52 minutes
© 1994

4959

Categories: Healthcare Training
Length: 49 minutes
© 1995

4960

Categories: Healthcare Training
Length: 55 minutes
© 2001

4961

Categories: Healthcare Training
Length: 25 minutes
© 2001

4962

Categories: Healthcare Training
Length: 29 minutes
© 2015

4963

Categories: Healthcare Training
Length: 43 minutes
© 2016

4964

Categories: Healthcare Training
Length: 53 minutes
© 1990



Risk Management for the Health Care Assistant and For The Client
Day to day routines in health care often involve issues in risk management. This program will provide your assistants with an understanding of their role and responsibility in recognizing, reporting and addressing risks in the different health care settings.



SARS Update
First reported in Asia in February 2003, the SARS outbreak has killed over 800 people. This program provides the latest information for healthcare workers and patients in an easy-to-understand format.



The Breath of Life: Living With COPD
COPD stands for chronic pulmonary disease, a group of five lung diseases that limits the flow of air into your lungs.
The series includes: what is COPD, breathing better with COPD, and day-to-day management with COPD.



The Confused Client
Imagine what it's like to be constantly confused. It is a painful, frustrating problem for the client as well as the health care assistant. It is the intention of this program to give the health care assistant the necessary information to deal more effectively with the client/resident who is confused.



The Stroke Patient: Shaping Client Outcomes
Stroke patients suffer a variety of complications and these can pose challenging problems for healthcare professionals and caregivers. This program will provide you with basic knowledge of a stroke and how to care for a patient who has suffered one. Learn how a stroke effects the mind and body, and the practical approaches you can take to care for language, perceptual and emotional complications associated with it.



Understanding Differences in Eastern and Western Nursing
This video is the first of its kind to explain the major differences in nursing between the East and the West at the philosophical and cultural levels with concrete examples. Join us as Dr. Yu Xu (PhD and RN) discusses these cultural differences. This video is essential for foreign nurses and for those who work with foreign nurses.



What Is COPD?
COPD stands for Chronic Obstructive Pulmonary Disease, a group of five lung diseases that limits the flow of air into and out of your lungs. This program is part of our respiratory series designed to comply with the Joint Commission standards for education of patients and family.

4965

Categories: Healthcare Training

Length: 45 minutes

© 2003

4966

Categories: Healthcare Training

Length: 14 minutes

© 2003

4967

Categories: Healthcare Training

Length: 36 minutes

© 2001

4968

Categories: Healthcare Training

Length: 50 minutes

© 2006

4969

Categories: Healthcare Training

Length: 45 minutes

© 2001

4970

Categories: Healthcare Training

Length: 51 minutes

© 2006

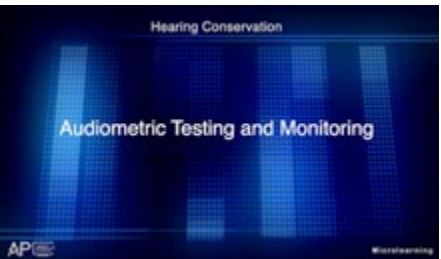
4971



Categories: Healthcare Training

Length: 9 minutes



© 2001

Hearing Protection





Audiometric Testing and Monitoring  
An important part of a Hearing Conservation Program is monitoring how workplace noise is affecting employees. Knowing who is at risk and monitoring them is the best way to see if their exposure is causing hearing loss. Employees are tested annually to verify if any loss has occurred; and if it has, your employer will follow the proper steps to help limit your exposure to further damage.
Topics include: the importance of a Hearing Conservation Program, how an employee is enrolled in the program, what the annual test measures, and what can be done to help limit further exposure to further damage.





Proper Use and Care of Earmuffs  
Hearing devices are great and help keep us safe, but unless they're installed properly, they will not provide the required protection needed. Earmuffs are simple and easy to use as you just need to put them over your ears; no install required. Unlike earplugs though, earmuffs can interfere with other required PPE you need to wear for your job duty. Determining the correct type of earmuff to use is as vital as using other PPE for your daily duties.
Topics include: how other PPE can affect the effectiveness of earmuffs, the proper way to wear earmuffs, when to repair and/or replace earmuffs, and how to keep the earmuffs clean for each use.





Proper Use and Care of Ear Plugs  
Hearing devices are great and help keep us safe, but unless they're installed properly, they will not provide the required protection needed. Earplugs are simple and easy to install and go right into the ear unlike other ear protection. There are two kinds of earplugs – foam that are disposable, and reusable ones that can be used on multiple shifts.
Topics include: how to properly install foam disposable earplugs, how to properly install reusable earplugs, when it's time to change earplugs, and how to test the effectiveness of properly installed earplugs.



Selection of Personal Protective Equipment  
PPE is an important part of any job and using it to help protect your hearing is no different. Hearing protection is available in many forms including canal caps, earplugs and earmuffs; with each type/style having their own "noise reduction rating." It's important to select a type and style that fits comfortably, provides adequate noise reduction, and is compatible with other PPE you're required to wear.
Topics include: the types of hearing protection PPE, advantages and disadvantages of the different ear protection, the average of what each type helps protect against, and the best way to choose the PPE that's right for you.




Permissible Exposure Limits  
OSHA regulates employee exposure to noise and as a part of these regulations is a table called "Permissible Noise Exposures." Employers should implement administrative and engineering controls to help reduce noise exposure for their employees. Sometimes these types of controls are not enough; and if that's the case, one will need to wear proper PPE to help reduce their exposure to noise.
Topics include: the duration and exposure limits permissible by OSHA, what employers and employees need to do to help prevent exposure, and common sound levels in our everyday lives.

5277

Categories: Hearing Protection, Microlearning

Length: 2 minutes 4 seconds

© 2021


 This program is a microlearning.

5276

Categories: Hearing Protection, Microlearning

Length: 2 minutes 2 seconds

© 2021


 This program is a microlearning.

5275

Categories: Hearing Protection, Microlearning

Length: 2 minutes 39 seconds

© 2021


 This program is a microlearning.

5274

Categories: Hearing Protection, Microlearning

Length: 3 minutes

© 2021


 This program is a microlearning.

5273

Categories: Hearing Protection, Microlearning

Length: 2 minutes 21 seconds

© 2021

 This program is a microlearning.



How Noise Can Damage Our Hearing ES 🔊

For many of us, our lives revolve around the sounds we hear. Sounds travel in waves and go through our ear canal, into the inner ear, then to the eardrum and voilà — we hear noises. When noise levels are excessive, the delicate components of the inner ear can be damaged by the amplitude of the sound waves and vibrations that flow through it. Some symptoms of hearing loss include finding it hard to understand what others are saying in a group setting, or when background noise is present and having trouble hearing voices in the higher frequency ranges.

Topics include: how vibrations send sound, how noise levels can damage cilia, symptoms of hearing loss, and what to do if you suspect hearing loss.



Hearing Conservation — Overview ES 🔊

Our ability to hear is dependent on the delicate structures of the inner ear. Sound waves cause these tiny structures to vibrate, sending messages to our brain, which interprets these signals into the sounds we hear. Exposure to excessive levels of noise can damage these delicate structures and cause permanent hearing loss. To help prevent work-related hearing loss, OSHA has enacted regulations for general industry and construction workers that regulate occupational noise exposure.

Topics include: how our hearing works, the steps OSHA has taken to help reduce work-related hearing loss, the best way to prevent hearing loss while on the job, and how to check if hearing loss has occurred.



Hearing Conservation ES

Our ability to hear is dependent on the delicate structures of the inner ear. Sound waves cause these tiny structures to vibrate, sending messages to our brain, which interprets these signals into the sounds we hear. Exposure to excessive levels of noise can damage these delicate structures and cause permanent hearing loss. To help prevent work-related hearing loss, OSHA has enacted regulations for general industry and construction workers that protect them from occupational noise exposure.

Topics include: how noise can damage hearing, the permissible exposure limits set by OSHA, choosing the correct PPE, using and caring for earplugs and earmuffs, and testing and monitoring hearing levels.



To the Point About: Preventing Hearing Loss ES

Power tools, lawn equipment, metal working machinery, air compressors and countless other pieces of machinery or tools generate noise at levels high enough to damage our hearing. Controlling our exposure to high levels of noise can prevent the life-changing effects of hearing loss. This program explains how the hearing loss prevention program works to protect workers' hearing.

Topics include: permissible exposure levels, use of earplugs, ear muff use, audiometric testing, and the importance of protecting our hearing.



Hearing Conservation and You ES

The hearing conservation program: a system designed to identify and control harmful workplace noise while providing workers with training, personal protective equipment and medical monitoring to prevent hearing loss. This video provides viewers with important information about the various elements of the hearing conservation program.

Topics include: how noise can damage hearing, using and fitting earplugs and ear muffs, the medical surveillance program, dangers of off-job noise and signs, and symptoms of hearing loss.

5272

Categories: Hearing Protection, Microlearning
Length: 2 minutes 9 seconds
© 2021

🔊 This program is a microlearning.

5271

Categories: Hearing Protection, Microlearning
Length: 2 minutes 50 seconds
© 2021

🔊 This program is a microlearning.

5270

Categories: Hearing Protection, Microlearning
Length: 17 minutes
© 2021

4815

Categories: Hearing Protection, To the Point Series
Length: 12 minutes
© 2016

4670

Categories: Hearing Protection
Length: 20 minutes
© 2015



Hearing Conservation and You (Concise) ES

The hearing conservation program: a system designed to identify and control harmful workplace noise while providing workers with training, personal protective equipment, and medical monitoring to prevent hearing loss. This video provides viewers with important information about the various elements of the hearing conservation program.

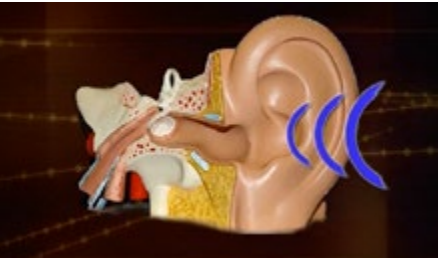
Topics include: how noise can damage hearing, using and fitting earplugs and ear muffs, the medical surveillance program, dangers of off-job noise, and signs and symptoms of hearing loss.



Cal/OSHA Preventing Hearing Loss

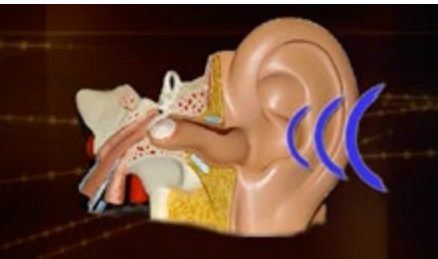
Hearing loss can have a devastating impact on our quality of life and the quality of life for our loved ones; however, controlling our exposure to high levels of noise can prevent the life-changing effects of hearing loss. This program provides an overview of California OSHA's Hearing Conservation Program Standard and explains how our hearing can be damaged by exposure to harmful noise. Viewers will also learn that hearing loss can be prevented by participating in the hearing conservation program and properly wearing hearing protection when required.

Topics include: how the components of the ear process sound, permissible exposure limits, use of disposable and reusable ear plugs, advantages and disadvantages of earmuffs, audiometric testing, and the importance of protecting our hearing.



Hearing Conservation Training for Employees ES

Because hearing loss can be gradual, happening over a long period of time, we often don't recognize it's happening until it's too late. This is why we must make sound decisions when it comes to protecting our hearing by following our organization's hearing loss prevention plan, always wearing our hearing protection when required, and taking steps to reduce off-job noise hazards. This program explains how your facility's hearing conservation program protects employees from the harmful effects of noise exposure.



Hearing Conservation Training for Employees (Concise) ES

Because hearing loss can be gradual, happening over a long period of time, we often don't recognize it's happening until it's too late. This is why we must make sound decisions when it comes to protecting our hearing by following our organization's hearing loss prevention plan, always wearing our hearing protection when required and taking steps to reduce off-job noise hazards. This program explains how your facility's hearing conservation program protects employees from the harmful effects of noise exposure.



Hearing Loss Prevention Employee Training (Concise)

In this program, fighter pilot Major John Busch will demonstrate to employees the importance of wearing proper hearing protection in all situations where noise can be hazardous.

Topics include: the company hearing conservation/loss prevention program, types of hearing protection, symptoms of hearing loss, and dangers of off-job noise.

4671

Categories: Hearing Protection
Length: 11 minutes
© 2015

5208

Categories: Cal OSHA, Hearing Protection
Length: 10 minutes
© 2021

3882

Categories: Hearing Protection
Length: 18 minutes
© 2008

3968

Categories: Hearing Protection
Length: 12 minutes
© 2008

3633

Categories: Hearing Protection
Length: 9 minutes
© 1998



MSHA Hearing Conservation Employee Training ^{ES}

Most mine workers already know the importance of selecting and using personal protective equipment on the job, but there is one hazard that may not be obvious to all of us: noise. While noise cannot be seen and its effects don't cause immediate pain, it can cause serious and dramatic damage to our hearing. We must use hearing protection in areas with high noise levels to prevent permanent injury that affects our lives and the lives of our families indefinitely. This program stresses to miners the importance of wearing hearing protection at all times when working in areas where hazardous noise levels are present.

Topics include: the effects of noise on hearing, the mine operators' hearing conservation program, medical surveillance, exposure assessment, and the selection and use of hearing protection.



Hearing Conservation and Safety ^{ES}

Many industries have work areas where employees are exposed to harmful noise levels. Nearly 10 million people in the U.S. suffer from some sort of hearing loss caused by loud noise. To protect workers from high levels of noise, OSHA created the Occupational Noise Exposure Standard. The regulation requires employees to be trained on how to protect their hearing while working in areas with harmful noise levels. This video provides viewers with the training they need to work in areas with high noise levels safely.

Topics include: dangerous characteristics of noise, how the ear works, how hearing is damaged, types of hearing protection, and hearing tests.



MSHA Hearing Conservation Employee Training (Concise) ^{ES}

Most mine workers already know the importance of selecting and using personal protective equipment on the job, but there is one hazard that may not be obvious to all of us: noise. While noise cannot be seen and its effects dont cause immediate pain, it can cause serious and dramatic damage to our hearing. We must use hearing protection in areas with high noise levels to prevent permanent injury that affects our lives and the lives of our families indefinitely. This program stresses to miners the importance of wearing hearing protection at all times when working in areas where hazardous noise levels are present.

Topics include: the effects of noise on hearing, the mine operators hearing conservation program, medical surveillance, exposure assessment, and the selection and use of hearing protection.



To the Point About: Preventing Hearing Loss — Canada

Power tools, lawn equipment, metal working machinery, air compressors, and countless other pieces of machinery or tools generate noise at levels high enough to damage our hearing. Controlling our exposure to high levels of noise can prevent the life-changing effects of hearing loss. This program explains how the hearing loss prevention program works to protect workers' hearing.

Topics include: permissible exposure levels, use of earplugs, ear muff use, audiometric testing, and the importance of protecting our hearing.

3528

Categories: Hearing Protection, Mine Safety
Length: 14 minutes
© 2001

3196

Categories: Hearing Protection
Length: 15 minutes
© 2017

1577

Categories: Hearing Protection, Mine Safety
Length: 7 minutes
© 2001

1104

Categories: Hearing Protection, To the Point Series, Canadian Programs
Length: 12 minutes
© 2016



Hearing Conservation: Are You Listening, Jim? ^{ES}

This program presents the story of one worker's struggle with his own "inner voices" that encourage him to take better care of his hearing. Your workers will understand that it is not just the noise at work that can cause hearing loss, but excessive sound levels off the job as well. The overall message is simple — hearing loss is permanent but preventable and everyone needs to take care of their hearing any time they are exposed to high levels of noise. Using high-end graphic production techniques, creative dialog, and compelling visuals, your employees will start "hearing voices" that encourage smart hearing protection choices.

Your employees will learn: the mechanics of hearing how sound affects the ear and how hearing loss occurs, warning signs of hearing loss, types of hearing protection and how to use them, how annual hearing tests measure and record hearing loss.



What...?! Protect Your Hearing

This program takes an entertaining approach to illustrate what happens to workers who ignore the signs of hearing loss and what employees can do to protect their hearing while they still can.

Your employees will learn: how sound affects the ear and how hearing loss occurs, warning signs of hearing loss, types of hearing protection and how to use them, what to look for in their annual hearing tests, reasons to take responsibility for their own hearing protection.

4061

Categories: Hearing Protection
Length: 14 minutes
© 2011

3586

Categories: Hearing Protection
Length: 13 minutes
© 2007

Heat Stress



Heat Stress: Working Safely in the Heat ^{ES}

Each year on average 370 people are killed at work by heat stress and over 3,000 workers suffer heat related injuries that can have life-long consequences.

Working in hot conditions can easily bring on heat-related illnesses if we aren't proactive in preventing them. So it is important to understand that Heat stress and heat-related illness, can cause more than just discomfort. If it's not treated early enough — they can lead to hospitalization or even death.

This program provides an overview of how the body regulates heat and how to recognize the warning signs when these processes aren't working.

The viewer will learn to recognize and treat symptoms of: heat rash, heat cramps, heat syncope, heat stress, heat stroke.

Most importantly, the program offers advice on preventing symptoms from occurring and understanding how to work safely in the heat.



Heat Stress: Working Safely in the Heat (Concise) ^{ES}

Each year on average 370 people are killed at work by heat stress and over 3,000 workers suffer heat-related injuries that can have life-long consequences.

Working in hot conditions can easily bring on heat-related illnesses if we aren't proactive in preventing them. So it is important to understand that Heat stress and heat-related illness, can cause more than just discomfort. If it's not treated early enough — they can lead to hospitalization or even death.

This program provides an overview of how the body regulates heat and how to recognize the warning signs when these processes aren't working.

The viewer will learn to recognize and treat symptoms of: heat rash, heat cramps, heat syncope, heat stress, heat stroke.

Most importantly, the program offers advice on preventing symptoms from occurring and understanding how to work safely in the heat.



Understanding and Preventing Heat-Related Illnesses ^{ES}

As hot conditions intensify this summer and we continue to perform our regular job duties, the potential for heat-related illnesses rises dramatically. Collectively known as heat stress, these illnesses are serious and can even cause death in some cases. Your employees must be vigilant in their efforts to prevent them. This safety video program discusses how hot conditions affect the human body, the symptoms of heat-related ailments and what to do if we start to experience them, how to treat victims of heat stress, and most importantly, the precautions that must be taken to avoid problems when working in hot environments.

Other topics include: becoming acclimated to the heat, use of the buddy system, preventing heat stress at indoor facilities, and specialized clothing and protective devices for working in hot conditions.

4978

Categories: Heat Stress, Summer Safety
Length: 12 minutes
© 2018

5039

Categories: Heat Stress, Summer Safety
Length: 6 minutes
© 2018

4074

Categories: Heat Stress, Summer Safety
Length: 16 minutes
© 2011

Understanding and Preventing Heat-Related Illnesses (Concise) ^{ES}

As hot conditions intensify this summer and we continue to perform our regular job duties, the potential for heat-related illnesses rises dramatically. Collectively known as heat stress, these illnesses are serious and can even cause death in some cases. Your employees must be vigilant in their efforts to prevent them. This safety video program discusses how hot conditions affect the human body, the symptoms of heat-related ailments and what to do if we start to experience them, how to treat victims of heat stress, and most importantly, the precautions that must be taken to avoid problems when working in hot environments.

Other topics include: becoming acclimated to the heat, use of the buddy system, preventing heat stress at indoor facilities, and specialized clothing and protective devices for working in hot conditions.



Working Safely in Hot Environments ^{ES}

This program shows viewers how to prevent and respond to various heat-related problems by using prevention techniques, how to recognize the signs and symptoms of heat stress, and what first aid procedures to administer when assisting victims of specific heat-related illnesses. Featured are several heat-related illness scenarios that illustrate the importance of staying alert, using good judgment, and knowing the warning signs of heat stress when working in hot environments.



Working Safely in Hot Environments (Concise) ^{ES}

This program shows viewers how to prevent and respond to various heat-related problems by using prevention techniques, how to recognize the signs and symptoms of heat stress, and what first aid procedures to administer when assisting victims of specific heat-related illnesses. Featured are several heat-related illness scenarios that illustrate the importance of staying alert, using good judgment, and knowing the warning signs of heat stress when working in hot environments.



Heat Stress — Agriculture

Heat stress is one hazard that cannot be avoided. However, the effects of heat stress can be controlled with proper training. This program shows the effects of heat stress, heat exhaustion, and other hazards associated with working in a hot environment. Proper training can prevent serious illness.



HAZWOPER: Heat Stress ^{ES}

Hazardous materials and waste are a part of many work situations and can be found in many types of facilities and job sites. It is very important for your employees to know how to recognize these potentially dangerous substances, and how to handle and dispose of them properly. As part of OSHA's HAZWOPER regulations, there are varying requirements for employee training, depending on the employee's specific level of involvement with hazardous materials. This program explains the heat stress factors that are often present in HAZMAT environments, the various types of heat-related illnesses, and the precautions for preventing heat stress.

Topic include: how clothing and PPE contribute to heat stress, using fluids and minerals to minimize heat stress symptoms, various types of heat-related illnesses and how to prevent them, rescuing heat stress victims in contaminated areas, acclimatization and other ways to prevent heat stress.



4075

Categories: Heat Stress, Summer Safety
Length: 9 minutes
© 2011

3163

Categories: Heat Stress, Summer Safety
Length: 15 minutes
© 2001

3275

Categories: Heat Stress, Summer Safety
Length: 10 minutes
© 2001


4350

Categories: Heat Stress, Agriculture
Length: 9 minutes
© 2013

5144

Categories: HAZWOPER, Heat Stress
Length: 19 minutes
© 2014

High-Impact



High-Impact Power Tool Safety [Concise]

This video features six accident reenactments to remind power tool users about key safety issues and to make them aware of the painful injuries that result from unsafe use. Voices of experience provide real-world advice on using tools to get the job done while staying safe at the same time.

Topics include: inspecting tools before use, selecting the proper tool for the job, being trained and authorized to use tools and correct body placement and tool positioning. Electrical extension cords, GFCIs, dangers of compressed air, avoiding horseplay, recognizing fire hazards and using proper PPE are also covered.



More High-Impact Lockout/Tagout Safety Training [Concise] ES

Nearly 200 employees are killed and thousands of others injured each year when they are exposed to the sudden, unexpected release of hazardous energy. To protect workers from such incidents, a set of procedures known as lockout/tagout is used to disconnect and isolate all of the hazardous energy sources to a machine, piece of equipment, or other device. This program stresses the importance of controlling hazardous energy in all required situations while providing viewers with a basic understanding of the key elements in the lockout/tagout process. Also featured are six workplace injury reenactments that illustrate the devastating consequences of improper lockout/tagout operations.

Topics include: situations that require lockout/tagout; authorized, affected, and other employees; proper use of locks and tags; steps involved in performing a lockout procedure; verifying a zero-energy state, returning equipment to service; and group lockout procedures.



More High-Impact Lockout/Tagout Safety Training [Non-Graphic] ES

Nearly 200 employees are killed and thousands of others injured each year when they are exposed to the sudden, unexpected release of hazardous energy. To protect workers from such incidents, a set of procedures known as lockout/tagout is used to disconnect and isolate all of the hazardous energy sources to a machine, piece of equipment, or other device. This program stresses the importance of controlling hazardous energy in all required situations while providing viewers with a basic understanding of the key elements in the lockout/tagout process. Also featured are six workplace injury reenactments that illustrate the devastating consequences of improper lockout/tagout operations.

Topics include: situations that require lockout/tagout; authorized, affected, and other employees; proper use of locks and tags; steps involved in performing a lockout procedure; verifying a zero-energy state, returning equipment to service; and group lockout procedures.



High-Impact Eye Safety [Concise] ES

This powerful safety video uses several eye injury re-creations to show your employees that eye protection will only save their eyesight if they wear it! After viewing, your employees will be motivated to wear proper protection in all situations where eyes are exposed to hazards.

Topics include: wearing proper protection for your job, prompt emergency care of eye injuries, use of eyewashes, and different types of protective devices.

4607

Categories: Equipment Specific Videos, Maintenance & Operations, High-Impact

Length: 8 minutes

© 2001

4226

Categories: Lockout/Tagout, High-Impact

Length: 10 minutes

© 2012

4225

Categories: Lockout/Tagout, High-Impact

Length: 21 minutes

© 2012

4072

Categories: Eye Safety, High-Impact

Length: 5 minutes

© 1994

High-Impact Forklift Safety ES

According to OSHA, the primary cause of forklift mishaps is the failure of operators, pedestrians, and co-workers to follow safe work practices at all times. This program illustrates the severity of these accidents with graphic re-creations of real life incidents. With the aid of these dramatic portrayals, the video offers detailed information on lift truck accident causes, forklift accident prevention, and loading/unloading procedures.



High-Impact Fall Prevention [Concise]

The 10 accidents re-created in this video will show employees that short cuts and other common safety mistakes can lead to painful and sometimes fatal falls. Ladder safety, housekeeping, aerial lifts, fall arrest systems, proper footwear, recognizing hazards and other topics related to fall prevention are also featured in the program.



More High-Impact PPE [Concise] ES

Hardhats, safety eyewear, protective gloves and safety footwear are just a few of the items designed to protect us from workplace injuries. Called personal protective equipment, or PPE, it's considered the last line of defense against the hazards of your job. Yet each year, countless injuries are suffered by employees who are not wearing the appropriate protection for their job. This program discusses the proper selection and use of personal protective equipment and shows painful examples of making poor decisions concerning our protection. Viewers will get the point that making excuses, when it comes to wearing appropriate PPE, offers no protection from workplace hazards.



High-Impact Hand Safety [Concise] ES

This video vividly recreates 15 hand and finger injuries to show the viewer the effects of unsafe work practices. While the program graphically illustrates each accident, it also presents the causes and prevention measures for each one. The program will force the viewer to think about the value of his hands and how fragile they can be if neglected or left unprotected.



High-Impact Forklift Operator Training [Concise] ES

Nearly 1,000,000 powered industrial trucks are used in the workplace today. They are produced in many different sizes and models, and help us perform a wide variety of tasks. While these machines assist us in lifting and moving heavy loads, they can also extremely dangerous to operate.

Each year, powered industrial trucks account for more than 1,000 injuries and over 100 deaths. To prevent accidents that result in personal injury and property damage, forklift operators must possess the physical and mental ability to operate this equipment safely. The eight forklift accidents re-created in this video will show to your employees the life-threatening consequences of incorrect and unsafe lift truck operation. As a result, operators and pedestrians will be motivated to make an ongoing commitment to safety in areas where forklifts are present. They will also understand the three basic areas of forklift safety.



High-Impact Forklift Safety [Concise]

According to OSHA , the primary cause of forklift mishaps is the failure of operators, pedestrians, and co-workers to follow safe work practices at all times. This program illustrates the severity of these accidents with graphic re-creations of real life incidents. With the aid of these dramatic portrayals, the video offers detailed information on lift truck accident causes, forklift accident prevention and loading/unloading procedures.



3894

Categories: Forklift Safety, High-Impact

Length: 20 minutes

© 1993

3890

Categories: Fall Protection / Prevention, High-Impact

Length: 7 minutes

© 1997

3819

Categories: Personal Protective Equipment, High-Impact

Length: 11 minutes

© 2006

3675

Categories: Hand Safety, High-Impact

Length: 6 minutes

© 1994

3672

Categories: Forklift Safety, High-Impact

Length: 8 minutes

© 1998

3671

Categories: Forklift Safety, High-Impact

Length: 7 minutes

© 1993



High-Impact PPE (Concise)

Personal Protective Equipment: It's our last line of defense when all other forms of safety fail. Often it is our only form of protection against workplace hazards. If this is true, why do so many people fail to wear it and then suffer a disabling accident? This video uses several accident scenarios that will help your employees answer this question: Which is more important — the few seconds it takes to put on PPE, or a lifetime of pain and reduced abilities?

Topics include: hardhats, eye protection, work gloves, special protective clothing, fall protection, and respirator use.



More High-Impact Forklift Safety (Concise Non-Graphic)

This program contains graphic re-creations and mishaps. Operators who view this program will never forget the valuable safety lessons it contains! Forklifts are so diverse and powerful that they allow us to carry practically anything and place it almost anywhere. Along with that ability, we as operators also carry a large amount of responsibility. We must be responsible not only for the proper operation of our truck and delivery of our load, but also for our safety while driving and the safety of anyone in our path. This powerful video shows how unsafe forklift operation leads to injuries, deaths, and property damage.



More High-Impact Forklift Safety (Non-Graphic)

This program contains graphic re-creations and mishaps. Operators who view this program will never forget the valuable safety lessons it contains! Forklifts are so diverse and powerful that they allow us to carry practically anything and place it almost anywhere. Along with that ability, we as operators also carry a large amount of responsibility. We must be responsible not only for the proper operation of our truck and delivery of our load, but also for our safety while driving and the safety of anyone in our path. This powerful video shows how unsafe forklift operation leads to injuries, deaths, and property damage.



More High-Impact PPE (Non-Graphic)

Hardhats, safety eyewear, protective gloves and safety footwear are just a few of the items designed to protect us from workplace injuries. Called personal protective equipment or PPE, it's considered the last line of defense against the hazards of your job. Yet each year, countless injuries are suffered by employees who are not wearing the appropriate protection for their job. This program discusses the proper selection and use of personal protective equipment and shows painful examples of making poor decisions concerning our protection. Viewers will get the point that making excuses when it comes to wearing appropriate PPE offers no protection from workplace hazards.



More High-Impact PPE

Hardhats, safety eyewear, protective gloves, and safety footwear are just a few of the items designed to protect us from workplace injuries. Called personal protective equipment or PPE, it's considered the last line of defense against the hazards of your job. Yet each year, countless injuries are suffered by employees who are not wearing the appropriate protection for their job. This program discusses the proper selection and use of personal protective equipment and shows painful examples of making poor decisions concerning our protection. Viewers will get the point that making excuses when it comes to wearing appropriate PPE offers no protection from workplace hazards.

3577

Categories: Personal Protective Equipment, High-Impact

Length: 8 minutes

© 1998

3562

Categories: Forklift Safety, High-Impact

Length: 10 minutes

© 2004

3561

Categories: Forklift Safety, High-Impact

Length: 20 minutes

© 2004

3438

Categories: Personal Protective Equipment, High-Impact

Length: 19 minutes

© 2006

3437

Categories: Personal Protective Equipment, High-Impact

Length: 19 minutes

© 2006



High-Impact Workplace Safety

While no one plans to be killed or injured at work, all too often this is what happens when workplace safety is not at the top of our "to do" list each day. Staying safe on the job doesn't just happen, it takes effort and commitment from everyone. Featured in this program are several workplace injury scenarios that show the consequences of unsafe acts and how the job could have been done the "right way."



High-Impact Welding Safety (Concise)

This powerful program uses six accident re-creations to remind viewers that welding and cutting operations are inherently dangerous, and that workers who weld must follow all safety rules to protect themselves from serious injury or death. The video also illustrates positive welding and cutting safety points on a variety of topics.

Topics include: gas welding, arc welding, fire prevention, handling/storage of gas cylinders, confined space work, and personal protective equipment.



More High-Impact Forklift Safety (Concise)

This program contains graphic re-creations and mishaps. Operators who view this program will never forget the valuable safety lessons it contains! Forklifts are so diverse and powerful that they allow us to carry practically anything and place it almost anywhere. Along with that ability, we as operators also carry a large amount of responsibility. We must be responsible not only for the proper operation of our truck and delivery of our load, but also for our safety while driving and the safety of anyone in our path. This powerful video shows how unsafe forklift operation leads to injuries, deaths, and property damage.



High-Impact Power Tool Safety

This video features six accident reenactments to remind power tool users about key safety issues, and to make them aware of the painful injuries that result from unsafe use. Voices of experience provide real-world advice on using tools to get the job done while staying safe at the same time.

Topics include: inspecting tools before use; selecting the proper tool for the job; being trained and authorized to use tools and correct body placement and tool positioning; electrical extension cords; GFCIs; dangers of compressed air; avoiding horseplay; recognizing fire hazards; and using proper PPE are also covered.



More High-Impact Forklift Safety

This program contains graphic re-creations and mishaps. Operators who view this program will never forget the valuable safety lessons it contains! Forklifts are so diverse and powerful that they allow us to carry practically anything and place it almost anywhere. Along with that ability, we as operators also carry a large amount of responsibility. We must be responsible not only for the proper operation of our truck and delivery of our load, but also for our safety while driving and the safety of anyone in our path. This powerful video shows how unsafe forklift operation leads to injuries, deaths, and property damage.



High-Impact Metal Working Safety

This program re-creates ten industrial accidents involving heavy machinery and metal work to illustrate the necessity of following proper safety procedures and maintaining a good safety sense.

The program participant will learn how to: safely operate brake presses, grinders, metal cutting shears, and other machines; machine actions and hazards; PPE and correct attire; safe operating procedures; mental concentration; avoid short-cuts.

3414

Categories: Attitude, High-Impact, Safety Orientation

Length: 19 minutes

© 2001

3381

Categories: Welding Safety, High-Impact

Length: 9 minutes

© 1997

3339

Categories: Forklift Safety, High-Impact

Length: 13 minutes

© 2004

3305

Categories: Equipment Specific Videos, Maintenance & Operations, High-Impact

Length: 19 minutes

© 2001

3225

Categories: Forklift Safety, High-Impact

Length: 20 minutes

© 2004

3036

Categories: Equipment Specific Videos, Maintenance & Operations, High-Impact

Length: 19 minutes

© 1996



High-Impact Crane Safety ^{ES}

This dynamic video features five re-enactments of accidents involving indoor cranes. These re-enactments illustrate the importance of our following safe work procedures to protect co-workers and company property when using any type of crane. The program shows when and how crane inspections and pre-operational checkouts are performed, how to determine the weight of a load and load capacity of a crane, and how to inspect and safely use slings.

Other topics include: lifting and moving loads safely, use of hand signals when operating cab-controlled cranes, and safe work procedures for crane repair.



High-Impact Metal Working Safety (Non-Graphic)

This program re-creates ten industrial accidents involving heavy machinery and metal work to illustrate the necessity of following proper safety procedures and maintaining a good safety sense. The program participant will learn how to safely operate brake presses, grinders, metal cutting shears, and other machines; machine actions and hazards; PPE and correct attire; safe operating procedures; mental concentration; avoid short-cuts.



High-Impact PPE ^{ES}

Personal Protective Equipment — it's our last line of defense when all other forms of safety fail. Often it is our only form of protection against workplace hazards. If this is true, why do so many people fail to wear it and then suffer a disabling accident? This video uses several accident scenarios that will help your employees answer this question: Which is more important — the few seconds it takes to put on PPE or a lifetime of pain and reduced abilities?

Topics include: hardhats, eye protection, work gloves, special protective clothing, fall protection, and respirator use.



Will You Be Here Tomorrow?

This eye-opening four-minute meeting opener will capture your employees' attention and show them just how easily workplace injuries can happen. Features 10 graphic accident re-creations with actual worker testimony to set the tone for your next safety meeting.



High-Impact Forklift Operator Training ^{ES}

Nearly 1,000,000 powered industrial trucks are used in the workplace today. They are produced in many different sizes and models, and help us perform a wide variety of tasks. While these machines assist us in lifting and moving heavy loads, they can also extremely dangerous to operate. Each year, powered industrial trucks account for more than 1,000 injuries and over 100 deaths. To prevent accidents that result in personal injury and property damage, forklift operators must possess the physical and mental ability to operate this equipment safely.

The eight forklift accidents re-created in this video will show your employees the life-threatening consequences of incorrect and unsafe lift truck operation. As a result, operators and pedestrians will be motivated to make an ongoing commitment to safety in areas where forklifts are present. They will also understand the three basic areas of forklift safety.

2801

Categories: Crane Safety, High-Impact
Length: 18 minutes
© 1998

2433

Categories: Equipment Specific Videos, Maintenance & Operations, High-Impact
Length: 19 minutes
© 2013

1826

Categories: Personal Protective Equipment, High-Impact
Length: 19 minutes
© 1998

1823

Categories: Meeting Openers, High-Impact
Length: 4 minutes
© 1998

1812

Categories: Forklift Safety, High-Impact
Length: 19 minutes
© 1998



High-Impact Crane Safety (Non-Graphic)

This dynamic video features five re-enactments of accidents involving indoor cranes. These re-enactments illustrate the importance of our following safe work procedures to protect co-workers and company property when using any type of crane. The program shows when and how crane inspections and pre-operational checkouts are performed, how to determine the weight of a load and load capacity of a crane and how to inspect and safely use slings.

Other topics include: lifting and moving loads safely, use of hand signals when operating cab-controlled cranes, and safe work procedures for crane repair.



High-Impact Welding Safety ^{ES}

This powerful program uses six accident re-creations to remind viewers that welding and cutting operations are inherently dangerous and that workers who weld must follow all safety rules to protect themselves from serious injury or death. The video also illustrates positive welding and cutting safety points on a variety of topics, including gas welding, arc welding, fire prevention, handling/storage of gas cylinders, confined space work, and personal protective equipment.



High-Impact Fall Prevention ^{ES}

The ten accidents re-created in this video will show employees that short cuts and other common safety mistakes can lead to painful and sometimes fatal falls. Ladder safety, housekeeping, aerial lifts, fall arrest systems, proper footwear, recognizing hazards, and other topics related to fall prevention are also featured in the program.



More High-Impact PPE (Concise Non-Graphic) ^{ES}

Hardhats, safety eyewear, protective gloves, and safety footwear are just a few of the items designed to protect us from workplace injuries. Called personal protective equipment, or PPE, it's considered the last line of defense against the hazards of your job. Yet each year, countless injuries are suffered by employees who are not wearing the appropriate protection for their job. This program discusses the proper selection and use of personal protective equipment and shows painful examples of making poor decisions concerning our protection. Viewers will get the point that making excuses when it comes to wearing appropriate PPE offers no protection from workplace hazards.



High-Impact Workplace Safety (Concise) ^{ES}

While no one plans to be killed or injured at work, all too often this is what happens when workplace safety is not at the top of our "to do" list each day. Staying safe on the job doesn't just happen, it takes effort and commitment from everyone. Featured in this program are several workplace injury scenarios that show the consequences of unsafe acts and how the job could have been done the "right way."



High-Impact Safety Awareness ^{ES}

Accepting responsibility for personal safety and a good safety attitude are the keys to avoiding accidents in the workplace. This dynamic program re-creates accidents that result from common employee safety errors to illustrate the importance of making safety a personal priority. From ladder safety to lockout/tagout, the viewer will be provided with valuable lessons relating to a wide array of safety topics.

1811

Categories: Crane Safety, High-Impact
Length: 18 minutes
© 1998

1721

Categories: Welding Safety, High-Impact
Length: 19 minutes
© 1997

1701

Categories: Fall Protection / Prevention, High-Impact
Length: 19 minutes
© 1997

1647

Categories: Personal Protective Equipment, High-Impact
Length: 10 minutes
© 2006

1542

Categories: Attitude, High-Impact, Safety Orientation
Length: 10 minutes
© 2001

1524

Categories: Safety Orientation, High-Impact
Length: 18 minutes
© 1995



High-Impact Crane Safety (Concise) ES

This dynamic video features five re-enactments of accidents involving indoor cranes. These re-enactments illustrate the importance of our following safe work procedures to protect co-workers and company property when using any type of crane. The program shows when and how crane inspections and pre-operational checkouts are performed, how to determine the weight of a load and load capacity of a crane and how to inspect and safely use slings.

Other topics include: lifting and moving loads safely, use of hand signals when operating cab-controlled cranes, and safe work procedures for crane repair.



High-Impact Hand Safety (Non-Graphic) ES

This video vividly re-creates 15 hand and finger injuries to show the viewer the effects of unsafe work practices. While the program graphically illustrates each accident, it also presents the causes and prevention measures for each one. The program will force the viewer to think about the value of his hands and how fragile they can be if neglected or left unprotected.



High-Impact Eye Safety (Non-Graphic)

This powerful safety video uses several eye injury re-creations to show your employees that eye protection will only save their eyesight if they wear it! After viewing, your employees will be motivated to wear proper protection in all situations where eyes are exposed to hazards.

Topics include: wearing proper protection for your job, prompt emergency care of eye injuries, use of eyewashes, and different types of protective devices.



High-Impact Lockout/Tagout (Non-Graphic)

The lockout/tagout system provides protection for everyone in the plant. Its success depends upon each individual's knowledge and understanding of locks and tags used on the job. This program features eight accident re-creations that demonstrate the importance of following all prescribed lockout/tagout procedures. The viewer will also learn the responsibilities and safe work procedures of those who are affected by lockout/tagout, as well as those who are authorized to service machines and perform lockout/tagout procedures.



High-Impact Lockout/Tagout (Concise) ES

The lockout/tagout system provides protection for everyone in the plant. Its success depends upon each individual's knowledge and understanding of locks and tags used on the job. This program features eight accident re-creations that demonstrate the importance of following all prescribed lockout/tagout procedures. The viewer will also learn the responsibilities and safe work procedures of those who are affected by lockout/tagout, as well as those who are authorized to service machines and perform lockout/tagout procedures.



High-Impact Metal Working Safety (Concise) ES

This program re-creates ten industrial accidents involving heavy machinery and metal work to illustrate the necessity of following proper safety procedures and maintaining a good safety sense.

The program participant will learn how to: safely operate brake presses, grinders, metal cutting shears, and other machines; machine actions and hazards; PPE and correct attire; safe operating procedures; mental concentration; avoid shortcuts.

1485

Categories: Crane Safety, High-Impact

Length: 10 minutes
© 1998

1466

Categories: Hand Safety, High-Impact

Length: 18 minutes
© 1994

1465

Categories: Eye Safety, High-Impact

Length: 19 minutes
© 1994

1432

Categories: Lockout/Tagout, High-Impact

Length: 19 minutes
© 1996

1409

Categories: Lockout/Tagout, High-Impact

Length: 5 minutes
© 1996

1408

Categories: Equipment Specific Videos, Maintenance & Operations, High-Impact

Length: 5 minutes
© 1996



High-Impact Maintenance Safety (Concise) ES

Attitudes often make the difference between life and death when maintenance workers confront dangerous hazards on the job. Because these workers must perform job tasks close to moving machinery, chemicals, and electricity, they must adopt good personal safety attitudes. Versatility may be the most important attribute of the maintenance man, but it also places him in a variety of dangerous situations. The video shows re-enactments of 11 actual accidents suffered by these employees and offers the lessons to be learned from them.

1406

Categories: Maintenance & Operations, High-Impact

Length: 5 minutes
© 1994



High-Impact Eye Safety ES

This powerful safety video uses several eye injury re-creations to show your employees that eye protection will only save their eyesight if they wear it! After viewing, your employees will be motivated to wear proper protection in all situations where eyes are exposed to hazards.

Topics include: wearing proper protection for your job, prompt emergency care of eye injuries, use of eyewashes, and different types of protective devices.

1401

Categories: Eye Safety, High-Impact

Length: 19 minutes
© 1994

Hospitality



Hospitality OSHA 7: Fire Extinguisher Training ^{ES}

A fire can have devastating effects to your guests and the property, so it is critical that associates are prepared for such an emergency. One way they can be ready for a workplace fire is to know how and when to use a fire extinguisher. This program discusses how to use the "PASS" process to extinguish a fire, and other important issues hospitality workers must consider when responding to a fire.

Topics include: initial response to a fire, the four stages of fires, when to evacuate the premises, fire extinguisher inspection protocols, and the importance of fire extinguisher training.



Hospitality OSHA 7: GHS – Hazard Communications ^{ES}

The chemical safety part of your company's safety and health program is called Hazard Communications/Right-to-Know, oftentimes just referred to as HazCom. It covers information employees need to know to protect themselves from potential hazards associated with the use, handling, storing, and disposing of chemicals and other hazardous substances.

As hospitality workers, employees might associate hazardous chemicals with industrial applications or large spills they see on television and that would be correct, but chemicals or hazardous substances are everywhere, including in the hospitality industry. This program discusses the universal safety rules associates can follow to stay safe while handling chemicals on their jobs.

Topics include: the written HazCom Plan, container label requirements, key information contained in a label, how to respond to exposures, taking labels seriously and following their directions, Safety Data Sheets, and using chemicals purchased from local retail stores.



Hospitality OSHA 7: Personal Protective Equipment ^{ES}

Safety glasses, face shields, gloves — They're called PPE or personal protective equipment. Your property provides hospitality workers with PPE and they are instructed what PPE is required and when to wear it, but ultimately it is their choice and their responsibility to wear it. This program stresses the importance of making the right choice when it comes to wearing PPE and encourages viewers to take responsibility in recognizing hazards and wearing the proper protection to mitigate those hazards. It also discusses eye protection, earplugs and earmuffs, gloves and PPE maintenance.



Hospitality OSHA 7: Lockout Tagout ^{ES}

Lockout/tagout procedures may be necessary for many pieces of equipment in your facility during maintenance or repair. A lack of knowledge pertaining to proper lockout/tagout procedures can have tragic results, so it is important that your workers understand and follow all your organization's policies regarding the control of hazardous energy. This program is a great tool for training affected and authorized employees in lockout/tagout procedures. This includes workers in kitchens, laundry rooms, and maintenance.

Topics include: authorized and affected associates, the sequence of steps in a lockout procedure, the annual inspection process, lockout hardware, and the one exception to the lockout rule.

5083

Categories: Fire Safety, Hospitality

Length: 36 minutes
© 2019

5082

Categories: Hazard Communications, Hospitality

Length: 17 minutes
© 2019

5081

Categories: Personal Protective Equipment, Hospitality

Length: 8 minutes
© 2019

5080

Categories: Lockout/Tagout, Hospitality

Length: 10 minutes
© 2019



Hospitality OSHA 7: Bloodborne Pathogens Training ^{ES}

Hospitality workers can be exposed to blood and other body fluids in a variety of ways when they are handling laundry, cleaning rooms, doing maintenance tasks, or performing other job duties. To prevent such an exposure from causing an infection with a virus such as hepatitis and HIV, they need to understand what bloodborne pathogens are and how they can protect themselves from them. That's the point of this program — to show viewers how to recognize exposure situations and take the necessary precautions to minimize the risk.

Topics include: preventing occupational exposures, wearing latex or rubber gloves, handling laundry and sharp objects, cleaning and disinfecting contaminated areas, and first aid and medical treatment for exposed workers.



Hospitality OSHA 7: Slips, Trips and Falls ^{ES}

Slips and falls can happen almost anywhere on the property: the parking lot, the lobby, stairs, the kitchen, back of house areas, you name it. This short program stresses to your hospitality workers that they must always pay attention to the task at hand, watch where they walk, avoid distractions, and if they notice a hazard, report it immediately.

Other topics include: precautions to take to reduce the likelihood of slip, trip, or fall; and proper techniques for walking safely.



Hospitality OSHA 7: Back Injury Prevention ^{ES}

There are many different safety considerations hospitality workers need to think about on your job every day. Housekeepers, kitchen staff, and maintenance workers all face different hazards relating to their work; however, one safety concern that applies to everyone is safe lifting. No matter what your job is, you need to learn safe lifting techniques and practice them every time you lift anything. This program stresses the importance of proper lifting and explains the various safe lifting techniques that will help you avoid painful back injuries.

Topics include: the basic safe lifting procedure, avoiding twisting and catching falling objects, lifting items over your head, protecting your back while making beds and using carts, and the importance of always using safe lifting techniques.



Hospitality: Safety Orientation ^{ES}

New hires are asked to learn a lot of important information regarding their responsibilities. None of these responsibilities is more important than workplace safety. Our safety program is designed to prevent workplace incidents or injuries through employee training, eliminating hazards, following safe work procedures, and the use of personal protective equipment. All employees must help in our safety efforts by reporting to work each day well rested, fit for duty, and committed to performing their job in a safe manner. This program discusses the most common safety issues new workers may encounter while performing their jobs, and the safe work practices and job procedures that must be followed to prevent injuries and ensure that they arrive home safely at the end of each day.

Topics include: various types of personal protective equipment, preventing slips, trips, and falls; ladder safety; pedestrian safety; safety lifting techniques; hazard communication; lockout/tagout; emergency response; bloodborne pathogens; incident reporting; and confined spaces.



Hotel Security Not on My Shift

Security — it's a part of your job, no matter what part of the property you work in. The front desk, housekeeping, engineering, valet, and others have an equal responsibility when it comes to maintaining the security of your facilities. This responsibility is awareness — keeping your eyes open for suspicious activity, knowing what to look for, and reporting it when you see it. You can help protect yourself, your co-workers and your guests from tragedy. This video tells you how.

5079

Categories: Bloodborne Pathogens, Hospitality

Length: 10 minutes
© 2019

5078

Categories: Fall Protection / Prevention, Hospitality

Length: 4 minutes
© 2019

5077

Categories: Back Care, Hospitality

Length: 9 minutes
© 2019

5076

Categories: Safety Orientation, Hospitality, Safety Orientation

Length: 10 minutes
© 2019

4985

Categories: Security, Hospitality

Length: 6 minutes
© 2018



Customer Service in Hospitality

Customer service and hospitality — the two go hand in hand. Customer service is everyone's job at the hotel, not just the front desk's. This program outlines some dos and don'ts of customer service and teaches your associates to make a good impression, regardless of what department they work in.



Housekeeping MIPP: Room Attendant Safe Practices

Ergonomic principles and postures are taught as a way to increase comfort and increase safety. Early recognition of symptoms is taught as the key to preventing injuries. Proper postures while making beds, vacuuming, cleaning the bathroom, and others are presented in an easy-to-understand way.

Attention California businesses: This video will assist you in being in compliance with the new California OSHA (Cal/OSHA) workplace safety regulation to protect hotel housekeepers from injury (California Code of Regulations, Title 8, Section 3345).



Natural Dealing Techniques — Casino

This video covers a wide range of dealing activities in the casino from properly dealing cards, to handling chips, to 'Walking the Game.'

The program also covers proper techniques for blackjack, roulette and craps.



Security Awareness — Hospitality Version ^{ES}

Working in a hotel is a unique experience. There's always a lot of activity. Guests and employees arrive and depart around the clock. This activity makes for an exciting workplace, but it also increases security risks both in public and non-public areas. This program is designed to make associates more aware of their responsibilities and provide them with techniques and procedures to ensure their own safety and the safety of guests. In addition, the video takes a look at a few common situations and illustrates the right way and the wrong way to handle them. Great for everyone on staff.



Safe Work Practices — Hospitality Version ^{ES}

This program is designed for new employees; to give them a general overview of their responsibilities in this fast-paced industry. Even though it's an overview, this program touches on vital subjects such as associate safety, guest safety, and security basics.



Job Safety Analysis — Hospitality Version ^{ES}

This program explains what job safety analysis is all about and how to conduct a job safety analysis.

4984

Categories: Hospitality, Customer Service

Length: 4 minutes

© 2018

4977

Categories: Housekeeping, Hospitality, Cal OSHA

Length: 16 minutes

© 2018

4768

Categories: Hospitality

Length: 10 minutes

© 2014

4766

Categories: Security, Hospitality

Length: 12 minutes

© 2004

4765

Categories: Hospitality

Length: 9 minutes

© 2013

4764

Categories: Hazard Recognition, Job Safety Analysis, Hospitality

Length: 10 minutes

© 2013



Choices II: Reducing Unsafe Acts — Hospitality Version ^{ES}


What is the root cause of most workplace accidents and injuries? Choices. Too often associates and management alike focus on the potential physical hazards present in the workplace and neglect the human factor.

This program takes a close look at: back injuries; hand and wrist injuries; and slips, trips and falls; and explains, in detail, how each occurred, what contributed to the incident, and how similar occurrences can be prevented.



PPE — Property Management ^{ES}

Personal protective equipment (PPE) is often overlooked. Failure to utilize PPE can have disastrous results. This video emphasizes the importance of personal protection in a multi-unit complex environment.



Carbon Monoxide: The Facts — Hospitality Version ^{ES}

Carbon Monoxide is orderless, colorless, deadly and it could be in your property. Everyone needs to be aware of this optional threat.

This safety training program covers: what is carbon monoxide and why is it dangerous; how carbon monoxide is generated and how it is handled in occupied spaces; symptoms of carbon monoxide poisoning; maintaining fuel-fired equipment.



Restaurant Series: Sanitation and Personal Hygiene

This program outlines the basic personal hygiene procedures that will help reduce risk in your restaurant.

The program addresses subject such as: preparing to work; proper hand care; how food becomes contaminated; handwashing procedure; when to wash hands; proper glove use; employee illness; personal cleanliness; and proper attire. This information is vital in every restaurant for every employee. A great program for new employees, or for experienced employees as a quick refresher course.



Manager on Duty — Hospitality Version ^{ES}

This video focuses on some of the more vital issues relating to safety and security. A manager on duty may not be actually perform the duties or responsibilities in each issue we discuss, but they are responsible to ensure they are done, or not done, to protect the safety of guests, property, and associates.

Topics include: guest privacy, evictions, DRAM shot, aggressive behavior, employee/guest injuries, noise complaints, drugs/weapons, and many more.



Breakthrough Safety Leadership — Hospitality Version

"Breakthrough Leadership" is an approach to safety management that is proactive: taking actions to affect behaviors that, in turn, produce desired results. Your property's safety systems are in place — they're solid. They work if they're implemented properly. That's exactly what Breakthrough Safety Leadership is, focusing on the behaviors that lead to a safe environment, not focusing on the end result which could be "zero accidents" or some other reduction goal. This videos takes you on a stepby-step, detailed journey through the entire Breakthrough Leadership process and shows viewers exactly what they need to do to get the results they desire.

4761

Categories: Hospitality

Length: 10 minutes

© 2013

4756

Categories: Personal Protective Equipment, Hospitality

Length: 7 minutes

© 2015

4744

Categories: Hospitality, Chemical Safety

Length: 13 minutes

© 2015

4620

Categories: Hospitality, Restaurant / Food Service

Length: 8 minutes

© 2014

4619

Categories: Safety Management, Hospitality, Security

Length: 13 minutes

© 2014

4617

Categories: Hospitality, Safety Management

Length: 13 minutes

© 2014



Commercial Kitchen Fire Prevention

Fires are an ever-present danger in a commercial kitchen. But the danger can be controlled and contained by following sound fire prevention principles. This video outlines these principles and delivers information vital to preventing and containing fires in your establishment. Different types of fire suppression systems are discussed as well as how to operate and inspect them. The importance of keeping flues and appliances grease-free are examined, as well as other common sense tips that will help your employees remain safe are also discussed.



Workplace Violence: Facts and Prevention – Hospitality Version ^{ES}

The potential for workplace violence has become a stark reality in our world today. While the odds of a serious incident happening on your property may be slim, the importance for effective preparedness remains vital. This program helps you achieve a level of preparedness and allows viewers to develop a sense of confidence if faced with a potentially violent situation in the workplace. How to recognize signs of potential problems and who to do if this potential becomes reality are discussed in depth.



Kitchen Knife Safety ^{ES}

Knives are necessary yet potentially dangerous tools. This video is targeted towards anyone who uses knives, focusing on a food service environment. Describes proper personal protective equipment.



Clean and Safe: Restrooms

Clean restrooms are important. But, this video isn't just about how to clean a restroom, it's about how to do it safely. What PPE is required? How can slips and falls be prevented in wet environments? How can you work with chemicals safely? What should be done with broken glass and/or other sharp objects? All of these questions and more are answered in this video designed for both housekeeping and facilities personnel.



Clean and Safe: Making Beds

Making a bed may seem like an easy thing to do, and it is. But, that doesn't mean there aren't safety concerns. Stretching, reaching, tripping, and potentially infectious materials are all part of making a bed and they all can pose a hazard. This program addresses how to maintain proper body postures to prevent back, neck and shoulder injuries, as well as how to prevent slips and falls, and what to do about bloodborne pathogens. A great video for new or experienced housekeepers.



Casino Safety Basics

The casino lots of action, excitement, employees, and guests. Not the kind of place most people associate with safety. But safety isn't just for industrial settings, it's for everywhere and everyone. While there are many different jobs in the casino, they all require the same attention to safety.

Topics covered in this program include: safe use of manual and electric carts, preventing slips, trips and falls, climbing stairs or ladders, working safely around equipment, and safe lifting.

4664

Categories: Fire Safety, Restaurant / Food Service, Hospitality
Length: 5 minutes
© 2015

4606

Categories: Workplace Violence, Hospitality, Human Resources
Length: 14 minutes
© 2014

4410

Categories: Restaurant / Food Service, Hospitality
Length: 10 minutes
© 2014

4387

Categories: Hospitality
Length: 5 minutes
© 2013

4386

Categories: Hospitality
Length: 5 minutes
© 2013

4365

Categories: Hospitality
Length: 9 minutes
© 2013



Security Begins at the Front Desk

Security at a hotel requires the participation and cooperation of everyone on staff, not just security personnel. Front desk personnel are a crucial part of the security of your property. They are often the first line of defense and have perhaps the most visible role in spotting and preventing potential threats, and reporting suspicious activity. Without vigilant front desk staff, the security of any property is at higher risk. This program is a great tool for training front desk associates, bell staff, or anyone working in, around, or near your property's lobby.


Topics Include: protecting guest privacy, human trafficking, emergency response, key control.



Active Shooter: Helping Prevent Tragedy – Hospitality Version

This Hospitality Industry specific program informs viewers about active shooter situations. Incidents involving active shooters continue to be in the news. These acts of violence are becoming more commonplace in today's society, and although your chances of being a victim of an active shooter incident are miniscule, it is important your organization and your associates plan and be prepared for such an incident. Active shooters can strike where we live, where we work, where we study, where we shop, or any other environment. No business or institution is immune to the potential of an active shooter attack.

The purpose of this informational training is not to alarm viewers, but to enlighten them regarding some of the elements of an active shooter scenario and what they should do to be prepared to deal with such an act.



Hotel Security Handling Modern Threats

This program is designed to take the viewer past the basics into some of the regulatory challenges facing hotel security personnel in today's business environment.

Topics Include: ever-expanding liability, the Emergence of Standards and Guidelines, the risk assessment process, a growing demand for dangerous activities, the ongoing threat of terrorism. A great way to keep your security staff up to date and engaged in potential issues at your property, and the issues facing the hospitality industry as a whole.



Human Trafficking for Hospitality

Authorities estimate that between 6,000 and 8,000 people are trafficked across borders every year. Often these victims are lured into a promise of a better life or a job offer, many times involving travel to another country, only to be forced into a situation they are unable to escape from. But why do hotel associates need to know about human trafficking? Law enforcement sources have indicated the illegal transportation of humans from one location to another is often facilitated through the use of hotels as stopover points. Additionally, sexual exploitation has been known to sometimes occur in hotel rooms and hotel lounges. The "Trafficking Victims Protection Act of 2000" makes this activity a federal crime in the United States. Many organizations including hotels, airlines, and others are stepping up to help combat this growing problem. This program will help associates identify suspicious activity and provide them with instruction on how to proceed with their suspicions.



Valet Safety ^{ES}

A lack of safety awareness in the valet area places guests and employees at risk.

This video outlines: safe driving procedures and other pertinent safety information for valets; proper lifting of luggage; customer service, guest property protection; and safe driving are featured in this program. Perfect for the new or experienced valet personnel.

4345

Categories: Security, Hospitality
Length: 8 minutes
© 2013

4312

Categories: Workplace Violence, Hospitality
Length: 15 minutes
© 2013

4258

Categories: Security, Hospitality
Length: 13 minutes
© 2013

4257

Categories: Hospitality
Length: 8 minutes
© 2013

4247

Categories: Hospitality
Length: 7 minutes
© 2016



Choices: Reducing Unsafe Acts – Hospitality Version ^{ES}

Statistics show that 85–98% of all workplace injuries are caused by unsafe acts. These unsafe acts are the result of choices. This video shows how common choices employees make can have a lasting impact on their job, their career, and their family.



Laundry Room Safety

There are many safety considerations in a laundry facility that employees need to be aware of to reduce the risk of an accident or injury. This program addresses machine guarding, safe lifting, heat-related concerns, and others. Provides laundry workers with an overview of their safety responsibilities and outlines techniques designed to minimize potential risks.



Hotel Security: The Basics

This program is designed for new or inexperienced security staff.

The program teaches: the basics of hotel security: how to dress, how to interact with guests, how to conduct routine security duties, dealing with suspicious individuals and others. The program also discusses security personnel's role in customer service as well as which attitudes and behaviors enhance a properties image and those they should avoid. A great program for orientation training for security staff.



Bed Bugs: Facts and Prevention

Bed bugs have made a comeback in the U.S. due to increased international travel. Bed bugs can crawl out of a traveler's suitcases and establish themselves in hotel rooms. A bedbug problem can be quite expensive. In fact, an outbreak could lead to serious litigation and large settlements, and loss of business. Can your property afford it? This program trains your employees to spot beg bugs so they can be caught in the early stages and remediated before a major infestation occurs.



Courtesy Shuttle Vehicle Safety ^{ES}

Courtesy shuttles are customer service tools that show our guests how much we care. They're a great convenience and help our guests get where they need to be, when they need to be there. Driving one of these vehicles seems easy enough, but there's a lot riding on the ability of your drivers.

This all new program covers general safe operating procedures as well as: pre-trip inspection, mirror adjustment, lane changing, defensive driving, parking, backing, approaching a stale green light, controlled and uncontrolled intersections.



Housekeeping Safety – Hospitality

There are many hazards that can be associated with your job, but with proper training you can avoid accidents. Stretching, reaching, tripping, and potentially infectious materials are all part of making a bed and they all can pose a hazard. This program addresses how to maintain proper body postures to prevent back, neck and shoulder injuries, as well as how to prevent slips and falls, and what to do about bloodborne pathogens. A great video for new or experienced housekeepers.

Categories: Hospitality
Length: 10 minutes
© 2012

Categories: Hospitality
Length: 12 minutes
© 2011

Categories: Security, Hospitality
Length: 12 minutes
© 2011

Categories: Hospitality
Length: 12 minutes
© 2010

Categories: Hospitality, Driving Safety
Length: 7 minutes
© 2008

Categories: Housekeeping, Hospitality
Length: 10 minutes
© 2008

4205

4078

4049

3967

3855

3847



The Aging Workforce: Management Training – Hospitality Version

The Bureau of Labor Statistics (BLS) projects that the number of people over 55 years old in the workforce will rise to 32 million by the year 2025, a 75% increase since the year 2000. By 2020 this sector of the workforce, according to the Census Bureau, will increase by 73%, while the number of young workers will increase by only 5%. This program will help managers develop and implement strategies that will allow their companies to capitalize on the strengths of this ever-growing sector of the employment base. It will enable them to be better prepared to handle the challenges that may arise with older employees as part of their workforce.



The Aging Workforce: Employee Training – Hospitality Version

The number of employees who are over 55 years of age is growing faster than any other. Change is one thing that remains constant in the business environment, and the aging of the American workforce is one change that is making an enormous impact. This program will help older workers define their unique place in today's workforce by teaching them to recognize their strengths and capitalize on the experience they bring to their jobs. Limitations of older workers are also addressed, in addition to steps that can be taken to increase productivity.



Pool Safety

The pool is a place to have fun and relax. Because of this fact, safety concerns are all too often overlooked. This video is designed to heighten employee awareness about safety in the pool and surrounding areas. Defines what is, and what is not, acceptable behavior, and gives tips on how to recognize and respond to emergency situations. Since most hotels do not have a lifeguard present at their pools, employees must be aware of activity in and around the pool and know what steps to take if they witness an unsafe condition or act. This video is a great way to inform and educate employees about their safety responsibilities.



Restaurant Series: Bus Person Safety

Bus persons have demanding jobs. The work is fast-paced and requires attention to safety at all times. This all new program addresses some of the more common hazards bus persons face during the course of their work, and teaches viewers how to take the necessary steps to help minimize the risk of injury to themselves, guests, and co-workers.

Topics include: preventing cuts and burns, how to handle broken glass, working safely with chemicals, slip and fall prevention, safe lifting/back injury prevention.



Restaurant Series: Dishwasher Safety

Dishwashers have unique jobs that present unique hazards. This video is aimed directly at those specific hazards, what dishwashers can do to improve their own personal safety, and the safety of their work environment.

Topics Include: personal responsibility for safety, electrical safety, preventing cuts and burns, identifying safety hazards, chemical safety basics, safe lifting/back injury prevention.



Norovirus ^{ES}

This video examines how Noro viruses are transmitted and contracted, how to prevent transmission and how to contain outbreaks of the infection. This video is a must see for all employees working in the hospitality/food-service industry.

Categories: Human Resources, Safety Management, Hospitality
Length: 12 minutes
© 2007

Categories: Human Resources, Hospitality
Length: 12 minutes
© 2007

Categories: Hospitality, Restaurant / Food Service
Length: 10 minutes
© 2007

Categories: Hospitality, Restaurant / Food Service
Length: 9 minutes
© 2005

Categories: Hospitality, Restaurant / Food Service
Length: 10 minutes
© 2005

Categories: Hospitality, Employee Health
Length: 17 minutes
© 2007

3715

3714

3710

3658

3657

3655



Restaurant Series: Kitchen Safety ^{ES}

The kitchen is perhaps the busiest department in your hotel and employees may be tempted to take shortcuts and ignore safety policies in order to keep up with the pace. This comprehensive video addresses how to work safely with and around food preparation equipment, cleaning equipment, chemicals, knives, food slicers, electrical safety, floors, and more, while maintaining a high level of efficiency.



Restaurant Series: Back Injury Prevention ^{ES}

The hospitality industry presents a wide range of lifting situations. All of them can be performed safely if safe lifting techniques are utilized. This video explains the anatomy of the back, body mechanics, basic safe lifting techniques, and more. Armed with this knowledge, employees are more apt to practice safe lifting regardless of which department they work in.



Preventing Slips, Trips, and Falls — Hospitality Version

This program is available in five versions, specifically designed to accommodate the needs of the restaurant, retail, hotel, health care, and general industries. Each of the five versions provides industry specific information about how to create a safe environment for both employees and customers. Program highlights include the causes of slips, trips and falls; how to identify areas of hazard; and how to prevent accidents from occurring.



Preventing Slips, Trips, and Falls — Hospitality Version

This program is available in five versions, specifically designed to accommodate the needs of the restaurant, retail, hotel, health care, and general industries. Each of the five versions provides industry specific information about how to create a safe environment for both employees and customers. Program highlights include the causes of slips, trips and falls; how to identify areas of hazard; and how to prevent accidents from occurring.



Bloodborne Pathogens Training for Hospitality ^{ES}

This video meets the training requirements for employees working in service, hospitality, and foodservice industries. Designed for workers identified as first aid/CPR providers, or whose jobs may expose them to blood or blood-exposed body fluids, linens, or clothing. This video explains exactly what bloodborne pathogens are, their potential effects on employee health, and how to reduce exposure to BBP, HIV, and/or HBV.



Preventing Slips, Trips and Falls — Hotel Version

This program is available in five versions, specifically designed to accommodate the needs of the restaurant, retail, hotel, health care, and general industries. Each of the five versions provides industry specific information about how to create a safe environment for both employees and customers. Program highlights include the causes of slips, trips, and falls; how to identify areas of hazard; and how to prevent accidents from occurring.

3514

Categories: Restaurant / Food Service

Length: 12 minutes

© 2006

3501

Categories: Back Care, Hospitality, Restaurant / Food Service

Length: 9 minutes

© 2015

3452

Categories: Fall Protection / Prevention, Hospitality

Length: 17 minutes

© 2006

3452

Categories: Fall Protection / Prevention, Hospitality

Length: 17 minutes

© 2006

3410

Categories: Bloodborne Pathogens, Hospitality

Length: 10 minutes

© 2015

3297

Categories: Fall Protection / Prevention, Hospitality

Length: 17 minutes

© 2005

Housekeeping



To the Point About: Good Housekeeping ^{ES}

Good housekeeping goes a long way in preventing fires, falls, and other situations that often lead to injury. Practicing good housekeeping procedures must be incorporated into every job you perform and be an integral part of your commitment to workplace safety.

This program discusses the practices employees should follow to maintain a tidy and well-organized work area.

Topics include: correcting and preventing tripping hazards, correcting and being aware of slipping hazards, fire prevention, good housekeeping in office environments.



Good Housekeeping: Everyone's Responsibility ^{ES}

Good housekeeping is everyone's responsibility. It doesn't matter what position you hold or what type of task you are performing; keeping your work area tidy and free of clutter should be every employee's obligation. It's part of your commitment to safety, and your actions go a long way in showing your co-workers that you want everyone to go home safe at the end of each day. This safety video reviews basic housekeeping practices that can prevent workplace fires, and discusses other hazards that could contribute to employee injuries, but can be controlled by good housekeeping.

Topics include: keeping a tidy work area, controlling fire hazards, maximizing productivity, controlling slip and trip hazards, maintaining personal hygiene, and housekeeping practices for offices and break areas.



Good Housekeeping: Everyone's Responsibility (Concise)

Good housekeeping is everyone's responsibility. It doesn't matter what position you hold or what type of task you are performing; keeping your work area tidy and free of clutter should be every employee's obligation. It's part of your commitment to safety, and your actions go a long way in showing your co-workers that you want everyone to go home safe at the end of each day. This safety video reviews basic housekeeping practices that can prevent workplace fires, and discusses other hazards that could contribute to employee injuries, but can be controlled by good housekeeping.

Topics include: keeping a tidy work area, controlling fire hazards, maximizing productivity, controlling slip and trip hazards, maintaining personal hygiene, and housekeeping practices for offices and break areas.



Safety Housekeeping and Accident Prevention ^{ES}

Some workplace hazards are obvious and some may be harder to recognize, but they all can cause accidents that decrease production and may result in painful injuries and even death for employees. These risks can often be reduced significantly when workers follow good housekeeping procedures and other accident prevention practices. Employees first need to understand the importance of having a "good safety attitude." They also need to know how to maintain their workplace to prevent accidents and how to avoid exposure to on-the-job hazards by choosing and using the appropriate personal protective equipment. This combination of good housekeeping and accident prevention knowledge and skills help workers recognize workplace hazards ahead of time and take action to prevent them, before accidents and injuries occur. This program is designed to present the basics of good safety housekeeping and accident prevention practices.

Topics include: developing a good safety attitude, maintaining a work environment, proper use of tools and equipment, handling and storing hazardous chemicals, spill response, and personal protective equipment.

4888

Categories: Housekeeping, To the Point Series

Length: 10 minutes

© 2017

4324

Categories: Housekeeping

Length: 18 minutes

© 2013

4325

Categories: Housekeeping

Length: 10 minutes

© 2013

5093

Categories: Housekeeping

Length: 15 minutes

© 2017



Housekeeping MIPP: Room Attendant Safe Practices

Ergonomic principles and postures are taught as a way to increase comfort and increase safety. Early recognition of symptoms is taught as the key to preventing injuries. Proper postures while making beds, vacuuming, cleaning the bathroom, and others are presented in an easy-to-understand way.

Attention California businesses: This video will assist you in being in compliance with the new California OSHA (Cal/OSHA) workplace safety regulation to protect hotel housekeepers from injury (California Code of Regulations, Title 8, Section 3345).



Housekeeping Safety – Hospitality

There are many hazards that can be associated with your job, but with proper training you can avoid accidents. Stretching, reaching, tripping, and potentially infectious materials are all part of making a bed and they all can pose a hazard. This program addresses how to maintain proper body postures to prevent back, neck and shoulder injuries, as well as how to prevent slips and falls, and what to do about bloodborne pathogens. A great video for new or experienced housekeepers.



Housekeeping

The importance of keeping your facility neat and clean is often overlooked. This award-winning program reinforces the importance of proper housekeeping methods and illustrates the multiple benefits of keeping your work site in order — from increasing safety, to being prepared for emergencies, to improving your image, to better utilizing your space.



Housekeeping and Accident Prevention ^{ES}

Train employees to keep their workplace clean and safe, and encourage good habits and practices: clean, accessible, well-lit exits, aisles and stairs; using tools: choosing, inspecting, storing correctly, importance of lock-out/tag-out; material storage and handling: best shelves, aisles, and lighting for storage areas, care in lifting; hazardous substances: labels and MSDS, PPE, safe storage/disposal.

4977

Categories: Housekeeping, Hospitality, Cal OSHA

Length: 16 minutes
© 2018

3847

Categories: Housekeeping, Hospitality

Length: 10 minutes
© 2008

3685

Categories: Housekeeping

Length: 12 minutes
© 2007

3105

Categories: Housekeeping

Length: 15 minutes
© 2017

Human Resources



The Many Faces of Harassment and Discrimination

Harassment and discrimination not only decrease productivity and lower morale, they are also forms of workplace abuse. The effects can be emotional, physical, and social. Whether intentional or not, destructive behaviors undermine the constructive work employers put into their company and it can run rampant in many organizations. For this reason, companies need to repel abuse in all forms.

This program discusses the various types of unwelcome conduct found in our workplaces, including racial discrimination, sex discrimination, bullying, and sexual harassment. More importantly, it explains how a victim should respond to these forms of abusive behavior.



Harassment Exposed

Many companies have done very little to create a workplace free of harassment and they pay a high price. The people who leave their jobs take their ideas, their talent, and their potential to another company. This program explains why it is mostly men who harass others, when an environment becomes sexually hostile, and the ways to disarm a harassing perpetrator.

Other topics include: the effects of sexual harassment in the workplace, common myths about sexual harassment, how to respond when co-workers are being harassed, and how management can effectively respond to workplace harassment.



Harassment Prevention

Employees have the legal right to perform their job without being subjected to workplace harassment. Sexual harassment occurs whenever unwelcome conduct on the basis of gender affects a person's job. While we often link sexual harassment to unwanted advances or inappropriate sexual comments, it also includes any discriminatory action based on gender. Harassment, whether deliberate or not, is an issue that must be addressed and handled immediately. It can take a serious toll on the victims as well as affect the accused, the co-workers, and the company itself. This program explains what comprises harassment, what to do about harassment and how to eliminate harassment in the workplace.

Topics include: the different types of harassment, how to handle the situation if you're being harassed, steps to create a harassment free workplace, and how to help those who harass learn from their mistakes.



Preventing Harassment: Creating a Positive Workplace in Office Settings (Concise) ^{ES}

Good communication and respect for others creates a beneficial work environment where employees feel safe and productive. When the workplace is disrupted by someone disrespecting one or more co-workers, anger and resentment can destroy morale. Workplace harassment can damage relationship and destroy lines of communication among employees. This safety video discusses various types of workplace harassment and how this unwelcome behavior affects the work environment. It also explains what you should do if you are a victim or observer of disrespectful conduct and how you can avoid having your own behavior interpreted as harassment. Featured are a variety of scenarios where workers exhibit unwelcome behavior to show viewers what types of behavior constitute harassment and how they should respond to such conduct.

5244

Categories: Human Resources, Harassment

Length: 20 minutes
© 2020

5243

Categories: Human Resources, Harassment

Length: 17 minutes
© 2020

5219

Categories: Human Resources, Harassment

Length: 5 minutes
© 2019

4083

Categories: Harassment, Human Resources, Office Safety

Length: 11 minutes
© 2011



Preventing Harassment: Creating a Positive Workplace in Office Settings ^{ES}

Good communication and respect for others creates a beneficial work environment where employees feel safe and productive. When the workplace is disrupted by someone disrespecting one or more co-workers, anger and resentment can destroy morale. Workplace harassment can damage relationship and destroy lines of communication among employees. This safety video discusses various types of workplace harassment and how this unwelcome behavior affects the work environment. It also explains what you should do if you are a victim or observer of disrespectful conduct and how you can avoid having your own behavior interpreted as harassment. Featured are a variety of scenarios where workers exhibit unwelcome behavior to show viewers what types of behavior constitute harassment and how they should respond to such conduct.



Preventing Harassment: Creating a Positive Workplace in Industrial Settings (Concise) ^{ES}

Good communication and respect for others creates a beneficial work environment where employees feel safe and productive. When the workplace is disrupted by someone disrespecting one or more co-workers, anger and resentment can destroy morale. Workplace harassment can damage relationship and destroy lines of communication among employees. This safety video discusses various types of workplace harassment and how this unwelcome behavior affects the work environment. It also explains what you should do if you are a victim or observer of disrespectful conduct and how you can avoid having your own behavior interpreted as harassment. Featured are a variety of scenarios where workers exhibit unwelcome behavior to show viewers what types of behavior constitute harassment and how they should respond to such conduct.



Preventing Harassment: Creating a Positive Workplace in Industrial Settings ^{ES}

Good communication and respect for others creates a beneficial work environment where employees feel safe and productive. When the workplace is disrupted by someone disrespecting one or more co-workers, anger and resentment can destroy morale. Workplace harassment can damage relationship and destroy lines of communication among employees. This safety video discusses various types of workplace harassment and how this unwelcome behavior affects the work environment. It also explains what you should do if you are a victim or observer of disrespectful conduct and how you can avoid having your own behavior interpreted as harassment. Featured are a variety of scenarios where workers exhibit unwelcome behavior to show viewers what types of behavior constitute harassment and how they should respond to such conduct.

4082

Categories: Harassment, Human Resources, Office Safety

Length: 21 minutes

© 2011

4081

Categories: Harassment, Human Resources

Length: 11 minutes

© 2011

4080

Categories: Harassment, Human Resources

Length: 21 minutes

© 2011



Handling A Sexual Harassment Investigation ^{ES}

Sexual harassment can have an incalculable cost for victims, their families, friends and co-workers. Any form of sexual conduct in the workplace is inappropriate, and may constitute sexual harassment if the actions or comments are unwanted or threatening. But recognizing sexual harassment is only half the battle. If action isn't taken quickly, and the situation is not resolved fairly, a company can face lawsuits and hefty fines. In fact, the company's reputation, business relationships and financial security could depend on how a manager or supervisor handles a sexual harassment incident. The third of a three-part series on preventing sexual harassment in the workplace, "Handling a Sexual Harassment Investigation" looks at a company's legal responsibility to prevent and deal with sexual harassment incidents, examines policies and procedures that should be followed when investigating allegations of sexual harassment, and discusses how to interview apparent victims, alleged harassers and potential witnesses.

Areas covered in the program include: A company's legal responsibility regarding sexual harassment. Conducting an ethical investigation. Beginning the investigation process. Documenting harassment allegations. Interviewing alleged harassers and witnesses.

3476

Categories: Human Resources, Harassment

Length: 16 minutes

© 2017

3462

Categories: Harassment, Human Resources, Safety Management

Length: 14 minutes

© 2006



Preventing Sexual Harassment for Managers and Supervisors ^{ES}

Most managers and supervisors have heard about fines and lawsuits brought against companies that ignore "sexual harassment." And while they are the first lines of defense in preventing sexual harassment incidents, many managers and supervisors don't know what constitutes harassment, or what they should do if it occurs. Complicating things is that recognizing sexual harassment can be difficult. Conduct that might appear harmless to one person could be harassment to others. The second of a three-part series on preventing sexual harassment in the workplace, "Preventing Sexual Harassment for Managers and Supervisors" looks at behaviors and actions that can constitute sexual harassment, discusses why managers and supervisors must pay particular attention to what they say and do, and examines how to recognize sexual harassment in the workplace.

Areas covered in the program include: what constitutes sexual harassment, managers' and supervisors' responsibilities, preventing sexual harassment, recognizing sexual harassment, what to do if sexual harassment occurs.



Preventing Sexual Harassment ^{ES}

Most employees have heard the term "sexual harassment." But many of them do not know exactly what it means. More importantly, they may not be aware that some of the things they do might be considered sexual harassment. When people think about sexual harassment they often picture a male supervisor cornering a female employee to make unwanted sexual advances. While most reported cases do involve females being harassed by males, people of both genders, of any age and of any sexual orientation, can be victims.

Areas covered in the program include: What constitutes sexual harassment, Behaviors to avoid, Recognizing victims and harassers, Avoiding "accidental" harassment, How to handle a sexual harassment incident, Reporting sexual harassment to management.

3328

Categories: Harassment, Human Resources

Length: 13 minutes

© 2006



Workplace Harassment in Industrial Facilities ES


Most of us cannot do our work without interacting with other people. Effective communication is usually part of the job, and cooperation can be essential. When interaction, communication and cooperation are hindered in some way the workplace can become “toxic” and threaten our sense of well-being. Feelings of stress, frustration and anger can boil to the surface. Attendance, productivity, quality and safety often suffer. When people hear the word “harassment” they usually think of sexually-related activity. But harassment encompasses a wide range of behavior – from practical jokes to intimidation. It can also include threats, verbal abuse and discrimination, even stalking and assault... and anyone can be subject to it. “Workplace Harassment in Industrial Facilities” discusses the various types of harassment that are found in the workplace, how they can affect an employee’s work situation and what employees themselves can do to help prevent workplace harassment.

Topics covered in these products include: The nature of workplace harassment, How to recognize various types of harassment, How to handle verbal abuse and threats, The many forms sexual harassment can take, How to recognize the many variations of “assault,” Knowing what to do, and what not to do, when confronted with a stalker, How fostering a positive workplace environment can increase productivity and safety, and more!



Bullying in the Workplace

This program discusses the traits of a bully, how to handle a bully, and how managers can eradicate bullying. Viewers will learn that while some bullies are obvious, others may be much more subtle. While appearing to be courteous and reasonable on the surface, they are actually engaging in vicious character attacks and fabricating lies. Bullies have never learned to accept responsibility for their behavior. Bullying is not about a clash of personalities or a simple misunderstanding. They use surprise and secrecy to gain leverage over those they target.



Humor, Sarcasm, and Conflicts

It’s clear that employees who have fun on the job are more creative, make better decisions, and get along with their co-workers. It is very important to minimize boredom and fatigue, and humor and laughter can reduce stress and boost morale. Of course, humor in the workplace must be appropriate. Sarcasm and teasing tend to be negative, often coming from a place of hostility, and is usually hurtful to the recipient. This program discusses the importance of fun and humor in the workplace and the fine line between appropriate humor and rudeness.



Vengeful Games at Work

Understanding reasons employees seek revenge is important. It’s important to also learn the dangers of revenge. One must learn how to handle thoughts of revenge. When we are hurt, it’s a natural response to return the hurt. And our reasons may be logical, but none justify retaliation. When plotting to hurt another, we are consumed with immature beliefs and reactions instead of sound judgment. Revenge is a primal need for self-defense. The goal of revenge is to rid one of shame and humiliation and restore power and pride. You want satisfaction and justice in the present. You want reassurance it won’t happen again in the future. But seeking revenge does not provide a cure, rather it perpetuates the cycle of pain. The minor satisfaction you may experience in the short run will have long-term repercussions.

Topics include: the reasoning behind wanting revenge, knowing how to process what we’re feeling in the moment, and how to avoid becoming vengeful.

3906

Categories: Harassment, Human Resources

Length: 17 minutes

© 2009

5232

Categories: Human Resources, Harassment

Length: 6 minutes

© 2019

5239

Categories: Human Resources, Harassment

Length: 5 minutes

© 2019

5222

Categories: Human Resources, Harassment

Length: 5 minutes

© 2019



Bullying and Other Disruptive Behavior for Managers ES

Fear, anger, frustration, humiliation, helplessness – these feelings shouldn’t be part of anyone’s job description. But they can be common in workplaces where bullying and other disruptive behavior is a problem. Your customers know that this type of behavior interferes with the functioning of a workplace, disturbs and threatens employees, and can even affect their health, as well as damage a company’s business and reputation. Employees and managers both need to understand bullying and disruptive behavior, and know what to do to prevent it or shut it down.

This video program focuses on tools and techniques that can be used to raise awareness of the problem in a department, investigate reports of disruptive behavior, and intervene as necessary.



Bullying and Other Disruptive Behavior for Employees ES

Fear, anger, frustration, humiliation, helplessness – these feelings shouldn’t be part of anyone’s job description. But they can be common in workplaces where bullying and other disruptive behavior is a problem. Your customers know that this type of behavior interferes with the functioning of a workplace, disturbs and threatens employees and can even affect their health, and that it can also damage a company’s business and reputation. Employees and managers both need to understand bullying and disruptive behavior, and know what to do to prevent it or shut it down. Bullying and Other Disruptive Behavior: for Employees discusses how to recognize bullies and disruptive people, explains the impact their behavior can have and outlines the steps employees can take to help address these problems.



The Endless Cycle of Substance Abuse

Most work assignments require employees to stay focused on tasks and goals, alert and accurate, productive and proactive, and who are also ambitious, reliable, and work well with their co-workers. Employees that have substance abuse issues are less productive and are 70% more likely to injure themselves, use more sick days, or file a workers’ compensation claim. This program discusses the dangers of substance abuse in the workplace, the impact of working with someone inebriated, and how companies can address this prevalent issue.



Discipline in the Workplace

A good manager knows disciplining employees is part of the job. A great manager knows the purpose of discipline is to correct behavior instead of punishing or embarrassing an employee. Most employees strive for excellence and they benefit from guidance instead of diminishing remarks or threats. This program explains how to inform employees about company behavior policies, how to document the investigative stage of the discipline process, what to consider when determining disciplinary action, and how to handle a meeting on discipline.



Cybersecurity

When your employee is at risk, your business is at risk. Organizations need to be one step ahead of the criminal wave. Americans are more worried about cybercrime than being a victim of violent crime and with good reason. Any computer connected to the internet is vulnerable and most users are not properly trained to avert cyberattacks. Hackers are becoming more sophisticated in their attempt to confiscate email accounts and employee data. This program discusses cyber defense awareness training programs, hackers, data breaches, and security solutions.

4822

Categories: Harassment, Workplace Violence, Safety Management

Length: 22 minutes

© 2016

4821

Categories: Harassment, Workplace Violence

Length: 17 minutes

© 2016

5242

Categories: Human Resources, Drugs and Alcohol

Length: 10 minutes

© 2020

5237

Categories: Human Resources

Length: 6 minutes

© 2019

5236

Categories: Human Resources, Security

Length: 5 minutes

© 2019



Confident or Arrogant

This program explains how confidence is essential in the workplace, how to determine if someone is confident or arrogant, and how to interact with arrogant employees. Confident people are comfortable in their own skin. Their confidence is grounded in experience and a sense of self-worth. Their words and actions are inspiring. On the other hand, arrogance is destructive in the workplace. Arrogant people are not comfortable in their own skin and are often insecure. Their arrogance is an over-inflated sense of their position and power. Their words and actions show they are above everybody else.



Communicating Effectively

This program discusses the art of effective communication, what leads to conflict, and the power of actions and words. One of the most difficult skills to acquire is the art of effective communication. Words create impressions, images, and expectations. They influence how we think. Words can inform, words can hurt, and words can reassure. Poorly-chosen words can hamper enthusiasm and affect self-esteem. Well-chosen words can motivate and encourage thinking and creativity. What you write and what you say can have a lasting impression on others.



Cell Phones: Manners Versus Rudeness


Cell phones are a marvelous invention, but if their use causes carelessness and excessive stress and inconsideration, they can be seen as a nuisance, a health hazard, and a deadly distraction. People really dislike cell phone abuse over dinner, a meeting, a movie, or a funeral. This program discusses cell phone rudeness and why we should be concerned about it, as well as the etiquette we can practice to be aware and considerate when using our phones.



A Workplace Free of Negativity

Most employers want to create a pleasant workplace. A work environment where employees are happy, respectful and excel to their fullest potential will ensure positive communication, productivity, and job retention. However, many highly qualified and talented employees are sabotaged every day by their unresolved issues and dependence on negativity. This video will identify common behavior issues involving negativity and then show ways that employers and employees can foster and develop a positive attitude.

Topics include: common behavior issues involving negativity, ways employees can create positive attitudes, and ways employers can create positive attitudes.



Worry Management

Everyone has opinions and what's true is the opinions are theirs. What people think of you is really none of your business, so why get involved in unsolvable situations? You are who you are. You know your strengths and you know what weaknesses you need improving. The opinions of others should never affect your self-esteem, your decisions or goals. This program discusses how to handle what others think of us and the process of removing worrying from our lives.



The Art of Common Sense and Critical Thinking: Tolerance, Diversity, and Stereotypes

A stereotype is a belief or generalization about a person or a group of persons that are often inaccurate, leading to prejudice and bigotry that can result in personal and social harm. Common sense suggests we are all human and probably harbor misinformation about people. This program shows ways to identify and stop stereotyping. Using common sense, critical thinking, and common courtesy, employees can gain opportunities to learn and thrive from the similarities and differences in people.

Topics includ: why people hate, how common sense can help overcome stereotyping and learning how diversity is a good thing.

5235

Categories: Human Resources
Length: 4 minutes
© 2019

5234

Categories: Human Resources
Length: 5 minutes
© 2019

5233

Categories: Human Resources, Cell Phone Use
Length: 5 minutes
© 2019

5223

Categories: Human Resources, Harassment
Length: 5 minutes
© 2019

5241

Categories: Human Resources, Employee Health
Length: 7 minutes
© 2019

5224

Categories: Human Resources, Harassment
Length: 3 minutes
© 2019



The Art of Common Sense and Critical Thinking

Critical thinking, common sense and common courtesy may seem unrelated but together they impact the quality of your life and the lives around you. As children, we're encouraged to use our common sense, our sense of sight, sound, taste, smell and feeling. As we grow with curiosity and an open mind, our common sense can be learned and expanded through formal education or in the school of hard knocks. This program includes fun commonsense facts and ways to develop and improve your common sense. Improved critical thinking helps individuals make good decisions in the workplace and at home.

Topics include: what critical thinking, common sense and common courtesy are, how your senses influence these ideas and ways to make good decisions.



The Art of Common Sense and Critical Thinking: The Workplace

We all have an impact on business, either as a customer or worker. 30% of human life is spent working. 70% of customers want a more personalized shopping experience. Mistreated employees take their talents to a competitor; mistreated customers take their business elsewhere. Seven out of ten Americans think that civility has eroded. Inappropriate conduct should never be accepted as normal. It is time for customers and workers to rethink manners, service, and the art of giving. This program examines the pet peeves of customers and employees and shows ways to develop a positive and civil workplace experience.

Topics include: pet peeves of both customers and employees, common sense rules for both employers and employees, and ways to develop a positive and civil workplace.



The Art of Common Sense and Critical Thinking: Mental and Physical Health

Peace of mind is a desirable natural condition and our mental health has a measurable impact on her physical health. The best investment we'll ever make is understanding ourselves and wishing others well. This video lists a commonsense guide to good mental health and wellness. It covers basics such as good nutrition and exercise, to more complex topics such as relationships and handling conflicts. These tips enable people to benefit both on and off the job.

Topics include: guides to good mental health and wellness, following a good nutrition and exercise plan, handling relationships and conflicts on and off the job.



The Art of Common Sense and Critical Thinking: In the Workplace

We all have the capacity to be a well cultivated critical thinker. The more we are aware of ourselves, the more likely our critical thinking will be constructive. This program shows 6 steps to critical thinking. When used in the workplace, these can improve your quality of thinking, better understand problems and make more informed choices and intelligent decisions.

Topics include: the six steps to critical thinking, how using common sense can help solve problems and issues, and the importance of critical thinking.

5225

Categories: Human Resources
Length: 6 minutes
© 2019

5226

Categories: Human Resources
Length: 15 minutes
© 2019

5227

Categories: Human Resources, Employee Health
Length: 9 minutes
© 2019

5228

Categories: Human Resources
Length: 10 minutes
© 2019



The Art of Common Sense and Critical Thinking: Discerning Fact from Fiction

Critical thinking, common sense, and common courtesy are essential tools that will make your life and the lives around you more comfortable. Think for yourself or others will think for you. This program includes humor, riddles, and famous quotes to start the thinking process. A “fact or fiction” quiz and some commonsense trivia facts are also displayed. Improved critical thinking helps individuals make good decisions in the workplace and at home.

Topics include: how listening is part of common sense and critical thinking, and how asking questions can help determine if something is fact or fiction.



The Truth About Deception in Business

There are many ways lying adversely affects the workplace. To get away with it, liars distort information. Learning the cues and clues to spot an employee being dishonest can help uncover deception. Businesses lose about 5% of revenue due to fraud each year, which is \$3.5 trillion worldwide. From fraud and theft to leaks and embezzlement, deception ruins innovation, damages teams, and destroys reputations. Manipulation, disinformation, and histrionics have no place in the workplace. Train yourself to spot deception. Create an honest culture; it starts with you.

Topics include: how to tell if someone is being deceptive, the physical and emotional signs to look for, and how to train yourself to spot someone who is being deceitful.



Workplace Violence: Facts and Prevention – Hospitality Version ^{ES}

The potential for workplace violence has become a stark reality in our world today. While the odds of a serious incident happening on your property may be slim, the importance for effective preparedness remains vital. This program helps you achieve a level of preparedness and allows viewers to develop a sense of confidence if faced with a potentially violent situation in the workplace. How to recognize signs of potential problems and who to do if this potential becomes reality are discussed in depth.



Interviewing Job Candidates

From job description to job fulfillment, the process of interviewing job candidates and hiring the right one is a responsibility that takes skill and practice. This program discusses the six components to the hiring process, including how to advertise for candidates, how to prepare for an interview, and how to conduct an interview.



Hiring the Best

Good people are the lifeblood of any organization. That’s common knowledge. But knowing how to find and identify them is not. How can you make smart hiring decisions that will make you and your boss happy? Follow the proven systematic hiring process explained in this video program. This step-by-step program tackles the ins and outs of finding and hiring employees you can depend on. You’ll learn how to be proactive in the process, view resumes with an eagle-eye, and ask questions that get results.

Packed with insider tips that can be used immediately, this video program reveals the importance of: filling out a “must-have” worksheet for each job opening; knowing which questions not to ask; understanding the uses of interrogatory, reporter, and probing questions; the importance of listening during the interview; reacting to the candidate by paraphrasing and clarifying information; checking references before hiring.

5229

Categories: Human Resources

Length: 10 minutes

© 2019

5220

Categories: Human Resources

Length: 4 minutes

© 2019

4606

Categories: Workplace Violence, Hospitality, Human Resources

Length: 14 minutes

© 2014

5240

Categories: Human Resources

Length: 6 minutes

© 2019

4196

Categories: Human Resources

Length: 25 minutes

© 1999



Hiring Secrets

There are ways to get applicants to show who they really are — and not just tell you what you want to hear. In this program, we unveil 12 “hiring secrets” to get job candidates to reveal their true selves.

You’ll discover how to: obtain a first impression that counts; determine right away if a person would be a good fit for your office culture; use instructions for making a pot of coffee as a grammar and logic check and as a sense-of-humor barometer; learn whether you have a person who can literally think on her or his feet; and much more.



Hire the Best

Bad hiring decisions hurt morale, increase your personal workload, and even damage your reputation. Why not stack the odds in your favor the next time — and every time — you hire?

The ideas in this program will help you: break the interviewing process down into three manageable stages; gain valuable insight into a candidate’s technical skills and work habits; evaluate each candidate fairly and completely; focus on the three most important considerations when you interview; uncover crucial clues to help make every hiring decision easier; and more.



First-Time Manager Tips

As a first-time manager, you will discover it takes time to find your footing and know your direction. The best advice is to be patient with yourself and your team as you both create an effective, productive, and sustainable work environment. This program discusses the four components to effective management and what behaviors to avoid. Viewers will also learn how to build a healthy workplace culture.



How to Supervise People

Someone once said, “It’s not the job that causes me problems, it’s the people that work for me!” Well, sorry to say, in many cases people feel just this way. But it does not have to be like this. Being a supervisor can be one of the most satisfying, productive, and even enjoyable experiences anyone can have. When you really think about it, leadership is the ultimate challenge in any job. It takes skill, toughness, and sensitivity sprinkled with that ever-so-important touch of common sense.

In this DVD program you’ll learn the how-to approach to supervising — some theory and a lot of “what to do if” answers. This video program shows you the techniques to develop and inspire your people. It gives you the keys to teamwork and team building, techniques for dealing positively with conflict and compromise, strategies for dealing with change, the best method for cost control and methods improvement, and more. Developed for the new supervisor, the soon-to-be supervisor, or the long-time professional, this video program is a sure winner!



Feedback Skills for Supervisors

No feedback is good feedback. Wrong! In fact, absolutely no feedback is the worst kind of feedback of all. Even harsh feedback helps to measure progress and improvements. And good business depends on it! However, balancing critical feedback with the right amount of praise is what most people in the workplace need to work on. In this continuous communication improvement training program, you’ll see how to exercise the four elements that make the feedback process useful — giving feedback, soliciting feedback, receiving feedback, and self-evaluation.

You’ll learn to: offer honest feedback that’s systematic, logical and caring; correctly point out specific needs for improvement using “I;” ask the kinds of questions that will result in helpful feedback; take self-inventory with your “credibility checklist;” adapt the four characteristics that convey credibility to others.

4176

Categories: Human Resources

Length: 19 minutes

© 2008

4175

Categories: Human Resources

Length: 30 minutes

© 2009

5238

Categories: Human Resources

Length: 7 minutes

© 2019

4194

Categories: Human Resources

Length: 48 minutes

© 1999

4193

Categories: Human Resources

Length: 22 minutes

© 2002



Effective Teamwork

When some people hear the word “teamwork” they immediately think of games or team sports; yet, teamwork is much more than this. In businesses today the teamwork concept is what makes them successful, rather than the old pyramid-shaped organization-chart process. Ideas and decisions are generated within teams and not from the top down as in the past.

With this video training program, you'll learn: how to make the team concept work, why teams are important to you and your organization, how to write a team constitution, how to develop ideas and make decisions that the team can stand behind, how to run a typical team meeting, how to deal with conflict and team problems. After watching this DVD, and completing the exercises both on the DVD and in the book, your entire work force will know how to maintain a cooperative, creative and highly productive team environment. The skills learned will lead to greater success for you and your organization.



The New Supervisor Skills for Success

Whether this is your first day as a supervisor or you've been on the job for years, this video program will help you develop and improve your skills and make being a supervisor productive and enjoyable. This video training program will become your road map for developing the skills necessary to become a first-rate supervisor.

You'll learn: how to develop the necessary leadership skills; how to make timely, effective decisions; the need for managing change and how to manage your time; how to communicate effectively; how to praise, correct, and deal with conflict; team building.



The Keys to Effective Supervision

Whether it's your first day as a supervisor or you're a seasoned veteran, this training program will make you even better at your job. You'll learn to develop the critical skills you need to be a truly effective leader — communicate with clarity, make effective and timely decisions, recruit, train, motivate, and retain a successful workforce. Even the busiest managers can apply the training techniques found in this new program.



How to Communicate with Employees

Communicating clearly and effectively is probably the most important, and perhaps most difficult, responsibility of any manager.

Learn how to: deliver praise that motivates your entire staff; offer criticism that challenges employees to improve; delegate important tasks with confidence; help employees solve problems, and develop ideas, by going beyond the “open door” policy; prevent misunderstandings by improving your listening skills; proven techniques to promote creative thinking; and much more.



Get Organized and Stay Organized

View this best-selling video and you'll spend just an hour a day for the first seven days to get organized, and then a few minutes each day from then on to stay organized.

Take control of your work life by learning how to: clear your workspace; unclog your inbox using the five-second classification system; organize your work area for maximum productivity; create a filing system so you can find files when you need them; “filter” unwanted e-mail; manage your schedule, including seven points for using a personal planner; and much more.

4192

Categories: Human Resources

Length: 39 minutes

© 1995

4191

Categories: Human Resources

Length: 48 minutes

© 1995

4187

Categories: Human Resources

Length: 37 minutes

© 2006

4186

Categories: Human Resources

Length: 21 minutes

© 1993

4185

Categories: Human Resources

Length: 22 minutes

© 2002



Conquer the Chaos

True or false: the most successful people are hopeless workaholics with back-breaking schedules and empty private lives. Happily, the answer is false. You can be successful at your job without working 60-hour weeks, straining your family life, or going home every night feeling exhausted and frustrated. The key is to manage your time effectively.

You'll discover simple, time-tested techniques that will help you: tame your workload, overcome procrastination, limit interruptions, master the art of delegation, use technology as a time-saving tool, and much more.



Do It Right the First Time

Make success a permanent habit by paying close attention to the ideas presented in this program. Here, you'll discover a step-by-step approach that will help you do it right the first time.

You will discover how to: practice active listening to really hear and understand instructions; make use of simple tools to retain what you learn; create a template for guaranteed accuracy; determine the deadline and then set a reasonable schedule; proof your own work for errors; learn from your mistakes, and ways not to repeat them; and much more.



Becoming A Coach

“Rah! Rah! Sis-boom-bah! You're doing a heck of a good job!” A coach does need to be a good cheerleader to keep up morale, but that's only one aspect of good coaching.

In this video, you'll learn all the skills needed to be a good coach including: taking a personal approach by getting to know each of your “players,” scouting your team by discovering strengths and areas that need improvement, developing a game plan with a step-by-step approach to coaching sessions, aligning personal goals with the goals of the organization, the importance of continuous coaching and giving praise (yes, cheerleading!), and more.



Becoming A Leader

The key to developing leadership is to take control of how you communicate, even when you don't realize you *are* communicating. In this program, you'll learn to lead using the eight communication principles of leadership, including techniques on how to: deliver a powerful nonverbal message that you are among the organization's leaders, make it easy for others to approach you, give straight answers to even the most difficult questions, take responsibility for everything done under your leadership, speak and act in the organization's best interests, encourage dedication among those you work with, always lead by example, and much more.



How to Give and Receive Criticism

Most people dread giving and receiving criticism because it goes against their natural desire to be respected and liked. But used properly, criticism can be a powerful tool to help you and others improve performance.

In this program, you'll discover ways to: avoid confrontations by using the right words, pose questions to let others draw the right conclusions, harness your vocal power to build a supportive environment, focus on specifics to prevent criticism from being taken personally, accept criticism with a positive attitude, listen without judgement, make the most of another's criticism with one simple step, get into a problem-solving state of mind.

4184

Categories: Human Resources

Length: 21 minutes

© 2010

4183

Categories: Human Resources

Length: 20 minutes

© 2009

4182

Categories: Human Resources

Length: 22 minutes

© 2004

4181

Categories: Human Resources

Length: 20 minutes

© 2008

4180

Categories: Human Resources

Length: 18 minutes

© 2008



Being Positive

Negativity can get a stranglehold on a workplace. It spreads as quickly through an office as a computer virus. Fortunately, the flip side is true, too. A positive attitude is also contagious. In this video, you'll see that it is possible for a workplace to transform itself. And it can begin with just one person.

Discover how to: maintain a positive outlook using “ideal” statements, cope with disappointment, keep your language upbeat and professional, disagree tactfully by adding “another” perspective, show you have the stuff of leadership (tip: do nice things just for the heck of it!), and more.



Achieving Peak Performance

Imagine yourself as more efficient, helpful and productive. You'd know exactly where to begin, what questions to ask, how to get the job done right every time. This program will help you quickly discover how to become the peak performer you're meant to be.

In this video, you'll discover ways to: overcome obstacles that threaten to derail your progress; discover when, and under what conditions, you work at your peak; function better even during your non-peak hours; work more efficiently whether you're a “collaborator” or a “lone ranger;” create a work environment that helps you thrive; and much more.



Motivating Employees During Change

This program will show you how to communicate with your employees every step of the way during organizational change. You'll learn why it's important to show sensitivity and be a sounding board to build trust with your employees.

You'll also discover how to: communicate a clear, consistent message that reinforces the positive aspects of change; keep morale high and reduce complaining once the change is in place; teach employees to overcome fear; enlist “influence agents” to increase acceptance; announce the change in a way that will lower resistance; employ the “BACK” technique to put the change into perspective; keep the momentum going once the change has begun; motivate employees according to their personalities; monitor how well you're communicating the change.



Conflict on the Job

Everyone wants to avoid conflict on the job. But when people work together, disagreements sometimes occur. This video demonstrates how you can manage conflict to help you and your co-workers achieve your goals.

Take control of your work life by learning how to: identify the causes of workplace conflict, keep personalities out of disputes and focus on the real issues, reach agreement by influencing others rather than by controlling them, learn methods to help settle disagreements between bosses and employees, negotiate positions using the “want-accept” strategy, bring in a third party to solve disputes for the good of the organization, and much more.



No Sweat

This video demonstrates techniques for reducing your fear of public speaking and teaches you how to control your anxiety and overcome the top challenges you face when presenting to a group. Armed with this advice, you will become a polished and professional presenter, and that will increase your credibility exponentially.

Learning objectives: recover when you go blank, take precautions to reduce anxiety-induced sweating, respond when audience members point out your mistakes, slow down so people can understand you, and so much more.

4179

Categories: Human Resources
Length: 20 minutes
© 2009

4178

Categories: Human Resources
Length: 30 minutes
© 2000

4177

Categories: Human Resources,
Safety Management
Length: 22 minutes
© 2003

4171

Categories: Human Resources
Length: 16 minutes
© 2008

4170

Categories: Human Resources
Length: 15 minutes
© 2011



Bottom-Up Innovation

If innovation stalls within your organization, you can't be competitive in today's ever-changing business world. This multi-media training resource teaches you the four-step IDEA process, a strategy you can use to increase creativity at every level in your organization.

The product includes a video that shows how to: boost the flow of ideas from front-line employees, encourage problem-solving at every level, take calculated risks, increase outside-the-box thinking, acknowledge ideas that work, and more.



Am I Making Myself Clear

With the advice presented in this multi-media product, you will learn to communicate your message effectively so that you prevent confusion, mistakes, conflict, low morale, and poor productivity.

This product shows you how to: communicate so that everyone fully understands your message and knows how to act on it, give clear instructions that get results, address employee performance issues, gain buy-in and support for your ideas, and more.



The Cure for Toxic-Boss Syndrome

Do you want to ensure that the managers in your organization steer clear of the behaviors that destroy morale and productivity and lead to bitter, frustrated, and disengaged employees? In this multi-media product, you will witness five of the worst bosses and learn how to avoid becoming one. This video shows viewers how these toxic bosses act: the brush-off, the slacker, the micromanager, the fear monger, the glory hog.

Viewers learn how to: delegate effectively, become more decisive, share credit with staff, gain respect from employees, and much more.



Essential to the Team

It's one thing to call a group of individuals a team. It's another thing for that group of individuals to actually function as a team. Teamwork is the concept of people working together cooperatively. We don't always get to choose our partners and teammates, but one thing is for sure — personal problems or lackluster attitudes will deflate the motivation and performance of a team. This program examines some myths and problems that can damage a team. A professional team is shown as an example of the steps needed to form a productive, successful group of individuals that are essential to their team.

Topics include: what successful team players bring to the team, myths and problems that can damage a team, and knowing your role within the team.



Communication Skills that Build Winning Relationships

Are underdeveloped communication skills holding *you* back? One of the biggest mistakes we make each day at work and in our homes is to underestimate the power of communication. We simply take for granted that communication really is a tool, and that it can help “make or break” us.

This training program shows us how our daily communication skills can dramatically propel us to new levels of success. You'll get an inside-out look at the two basic categories of communication:1) internal — the voice within, and 2) interpersonal — listening and dealing with others. Each category is explored in detail to help advance your understanding of how to create effective communication.

You'll learn to: realize that people communicate for two different reasons, reverse destructive self-talk and shape your self-esteem, use the “be-do-achieve-new-be” cycle to build up internal communication, guide yourself away from distorted thinking and generalizing, channel received feedback into positive actions toward improvement, become a better retentive listener.

4169

Categories: Human Resources
Length: 13 minutes
© 2011

4168

Categories: Human Resources
Length: 15 minutes
© 2011

4167

Categories: Human Resources
Length: 18 minutes
© 2011

5230

Categories: Human Resources
Length: 6 minutes
© 2019

4201

Categories: Human Resources
Length: 22 minutes
© 2002



Writing for Business Results

If you write well, you will often do well. It's that simple. But many of us haven't taken a writing course since high school or college. When we sit down to write, we confront a frustrating, time-consuming task. Words and meaning elude us. Precious hours march by as we stare at a blank computer screen. Don't despair. You don't have to be a best-selling author to write clearly and effectively. You just need to follow this video program. This clear-cut, non-threatening approach gives you the principles you need to make your writing powerful, interesting and relevant to the reader.

You'll improve all aspects of your business writing – from memos to e-mails to detailed annual reports – by learning how to: Put the "Five Cs" of effective writing to work, create a plan for letters, memos and e-mail, keep your messages short and simple, grab your readers with a strong opening line, provide the detail needed to support your writing, apply the six principles of The Writer's Edge.



Sink or Swim Teamwork

We've all spent time on teams: sport teams, volunteer groups, or the company softball league. Now, however, you are on a business team. That may be a new experience for you, but you are not alone. This course will help you to learn how to be a team player, give your best to the team, and work effectively with your teammates.

After completing this course, you will be able to: recognize how to become a team player, recognize how to give your best to the team, explain how to work effectively with teammates.



Professional Conduct 101

Professional conduct is a very important aspect of an employee's image. This is especially true when you first join a new company's work force. A new employee is likely to make mistakes or behave unprofessionally simply because he or she does not know the basics of professional conduct. This course will cover some of the vital skills for new employees.

After completing this course, you will be able to: describe the process of adjusting to an organization's culture, identify common mistakes, list the steps of creating alliances.



Creating A Positive Workplace

A positive, energized workplace doesn't happen automatically. It takes good managers who know how to inspire, nurture, challenge, and recognize employees. Organizations that invest in their employees and take pride in them will see the payoff in productivity.

After completing this course, you will be able to: identify three critical strategies for creating a positive workplace, use these three strategies to create a positive workplace within your organization.



The Bear Essentials of Business

Travel to Shelburne, Vermont and take an inside look at what makes the Vermont Teddy Bear Company one of the nation's most famous and successful companies. See how it really cares about its customers and its employees.

"Bear" with us and learn: why the customer comes first and is always number one, why it's important to be dynamic and creative to truly make a difference, why it is important to have a "yes, we can" attitude, how teamwork can really make a difference, why it's critical to recognize the worth of your customers and fellow employees, how having fun really makes a difference, right down to the bottom line. And this is just the bear beginning!

4200

Categories: Human Resources
Length: 25 minutes
© 1999

4166

Categories: Human Resources
Length: 16 minutes
© 2011

4165

Categories: Human Resources
Length: 15 minutes
© 2009

4164

Categories: Human Resources
Length: 22 minutes
© 2009

4198

Categories: Human Resources
Length: 19 minutes
© 2004



Better Meeting Management

Put an end to unproductive meetings, for good! Are too many unproductive, wasteful meetings eating up your time? If so, then here is the better-meeting-management-training program you've been waiting for to put an end to unproductive meetings. This program begins by showing you the advantages and disadvantages of meetings in the pre-meeting step, then walks you through a systematic decision-making process. This all results in a productive problem-solving or informational meeting that everyone wants!

You'll learn to: understand when to/or not to hold a meeting by using A-C-T, correctly distinguish who should be invited to a meeting, set a clear, purposeful agenda, crystallize the nature of the problems/issues and poignantly define objectives, implement "problem re-formulation" to come up with workable ideas, observe the three basic rules of brainstorming, use "matching orders" to assign follow-up actions.



Excellence in Customer Service

Successful phone conversations can be a challenge. First impressions and helpful follow through are vital to keeping customers. This program contains useful phone tips with a quiz, positive phrases to use and reminders such as "limit the time a caller is on hold." A proper example of a professional voicemail message is included. Being civil and professional on the phone ensures excellence in customer service.

Topics include: useful phone tips when speaking with customers, phrases to use and avoid, and the best ways to communicate via voicemail, e-mail, and fax.



Customer Service Skills Required

Qualities of a great customer service representative are knowing the importance of high emotional intelligence and the training needed for a customer service agent. It takes a very special individual to excel at customer service. The skilled individual is adaptable, articulate, attentive, caring, compassionate, confident, curious, flexible, friendly, goal-oriented, helpful, kind, motivated, patient, persuasive, a problem-solver, and tenacious. Now for those who may not possess every quality, they can be learned and will serve you well throughout your career.

Topics include: knowing the importance of emotional intelligence, the training needed to be a customer service agent, and the qualities one needs to possess to be a good customer service agent.



Customer Service How to Excel

The internet makes complaining easy. This video will show how a company can excel using great customer service and how to deliver top-quality customer service. Even though the internet makes complaining easy, comments and statistics are the roadmap to marketing and improvement. Statistically, consumers are engaged, informed, and have limited time to make purchases. Do not lose them due to poor customer service, poor telemarketing techniques, poor order processing, or poor technical support. Every single person in your company should be caring for the customer in ways that exceed their expectations.

Topics include: learning how easy the internet makes complaining, how companies can excel using great customer service and how to deliver top quality customer service.

4197

Categories: Human Resources, Safety Management
Length: 22 minutes
© 2002

5231

Categories: Human Resources, Customer Service
Length: 8 minutes
© 2019

5218

Categories: Human Resources, Customer Service
Length: 6 minutes
© 2019

5217

Categories: Human Resources, Customer Service
Length: 5 minutes
© 2019



Customer Service Difficult Customers

Complaints are the greatest source of learning. This video will show the actions and behaviors that could frustrate a customer and techniques to handle a perceived difficult customer. The best way to handle a difficult customer is to put the word “difficult” in perspective. A customer perceived as difficult may be more in the eyes of the customer service representative or company than the customer. Customers react to stress and disappointment in a variety of ways. They need someone with whom they can vent — someone who will provide a quick resolution. Businesses who understand how to handle difficult customers can reap huge rewards.



Customer Service Communication

In order to communicate effectively, it is important to prepare your mindset before taking a call. This video will show how to employ good phone techniques and learn the key to great customer service. Every person that walks into your store or contacts you by phone or online is entitled to your respect, your assistance, and your attention — yet 89% of shoppers have stopped buying from online stores after they experienced poor customer service. This is a lost opportunity because great customer service translates into more sales and repeat customers. This video will show how better customer communication can increase sales and keep customers.



Use the Telephone the Right Way

Good common sense telephone techniques and old-fashioned courtesy — especially in today’s digital age — often define crucial business moments. Poor telephone skills can cause customer dissatisfaction or loss of customers, damage the organizational image, and threaten overall caller goodwill. In this training program, your employees will learn how to apply 14 key call-handling skills that will boost not only your organization’s credibility and bottom line, but also their own professionalism and value. ***You’ll learn to:*** provide great service, turning phone calls into relationship builders, de-magnify conflict over the phone through sensitivity, overcome the two root causes of poor telephone communication; vary timing, tone and word choice to enhance caller comfort; check phone use attitude; follow the “two-ring rule” and more. Apply voice mail etiquette that’s also efficient.



The Power of Customer Service

Customer service comes from the inside of an individual. It comes from the desire to provide good service to everyone — whether they are a customer, co-worker, friend, or relation. Using the “three Cs” of good customer service — concern, communication, and competence — leading customer service expert Dr. Paul Timm brings to life the skills needed to enrich any customer service relationship. “To survive in the world’s competitive market place, we must treat customers like they are members of our family. A positive customer relationship is the key at any level of any organization,” says Dr. Timm.



Think Like the Customer

Make sure every customer is a satisfied customer with assistance from this hit video. In just minutes, your staff will learn superior customer service techniques, including how to deal with — and win back — even the angriest customer. ***In this video, you and your staff will learn how to:*** take responsibility for keeping customers happy, make customers feel good about buying from your organization, become a *resource* for your customers, see customers in terms of their value to your organization over a lifetime, bend the rules when necessary;, disappoint customers with tact and skill, find a solution even when you don’t have the answer, handle foul-ups so that customers will continue to do business with you.

5216

Categories: Human Resources, Customer Service
Length: 6 minutes
© 2019

5215

Categories: Human Resources, Customer Service
Length: 4 minutes
© 2019

4199

Categories: Human Resources
Length: 24 minutes
© 2002

4190

Categories: Human Resources, Customer Service
Length: 45 minutes
© 2000

4174

Categories: Human Resources, Customer Service
Length: 20 minutes
© 2008



Seven Things Never to Say to Your Customers

Seven deadly service statements — they sound ominous, don’t they? Some of these statements may seem perfectly innocent on the surface, but more often than not, using them only makes matters worse. With the advice presented in this program, you’ll learn to avoid these service killers and naturally end up providing customers with the care and professional service they deserve — boosting customer loyalty to new heights!




Arrest that Stress

Workplace stress runs high all too often. Those of us who suffer from it know — it can be painful. The costs are emotional, physical, and financial. Workplace stress can mean absenteeism, employee turnover, lower productivity, and higher medical expenses. Don’t despair; it’s not hopeless! Believe it or not, on-the-job stress can be traced back to only two basic causes. In this program, you’ll identify these stressors — and discover reliable techniques that will help you and everyone in your organization cut the stress and ease the strain. ***In just minutes, you’ll get relief as you learn how to:*** stop picking up the slack for disorganized co-workers; deflect morale-busting and time-draining complainers; control your emotions, even when others don’t; turn bad stress into good stress.



Serving Customers with Disabilities

This video is designed to help viewers overcome their uneasiness about waiting on people with disabilities and make them more perceptive to their needs. This program offers a first-hand view of what offends, what doesn’t, and what kind of help customers with disabilities will need. In this video program, four scenarios show individuals with four different disabilities, and highlights ways viewers can effectively communicate with people who are disabled. The scenarios demonstrate how to communicate with someone who is blind, or in a wheelchair, or deaf, or who has cerebral palsy.



Workplace Violence: Facts and Prevention — Hospitality Version ^{ES} The potential for workplace violence has become a stark reality in our world today. While the odds of a serious incident happening on your property may be slim, the importance for effective preparedness remains vital. This program helps you achieve a level of preparedness and allows viewers to develop a sense of confidence if faced with a potentially violent situation in the workplace. How to recognize signs of potential problems and who to do if this potential becomes reality are discussed in depth.



Conflict Resolution in Industrial Facilities ^{ES} Conflict in the workplace is inevitable. Anytime two or more people come together, they will eventually disagree about something. While some conflict can be healthy, it is often an indication that there is something wrong. Conflict is frequently a “call to action” a problem crying out for a solution. The good news about conflict is that it is usually based on “caring.” The more someone defends their point of view in an argument, the more they care. But if conflict is allowed to fester and grow without a resolution, it can lead to serious problems such as threats and even physical violence. The effectiveness of an entire organization can be harmed if conflict is allowed to escalate.

4173

Categories: Human Resources, Customer Service
Length: 18 minutes
© 2009

4172

Categories: Human Resources, Employee Health
Length: 21 minutes
© 2003

3359

Categories: Human Resources
Length: 24 minutes
© 2006

4606

Categories: Workplace Violence, Hospitality, Human Resources
Length: 14 minutes
© 2014

3666

Categories: Workplace Violence, Human Resources
Length: 17 minutes
© 2007



The Aging Workforce: Management Training – Hospitality Version

The Bureau of Labor Statistics (BLS) projects that the number of people over 55 years old in the workforce will rise to 32 million by the year 2025, a 75% increase since the year 2000. By 2020 this sector of the workforce, according to the Census Bureau, will increase by 73%, while the number of young workers will increase by only 5%. This program will help managers develop and implement strategies that will allow their companies to capitalize on the strengths of this ever-growing sector of the employment base. It will enable them to be better prepared to handle the challenges that may arise with older employees as part of their workforce.



The Aging Workforce: Employee Training – Hospitality Version

The number of employees who are over 55 years of age is growing faster than any other. Change is one thing that remains constant in the business environment, and the aging of the American workforce is one change that is making an enormous impact. This program will help older workers define their unique place in today's workforce by teaching them to recognize their strengths and capitalize on the experience they bring to their jobs. Limitations of older workers are also addressed, in addition to steps that can be taken to increase productivity.



The Aging Workforce: Employee Training

The number of employees who are over 55 years of age is growing faster than any other. Change is one thing that remains constant in the business environment, and the aging of the American workforce is one change that is making an enormous impact. This program will help older workers define their unique place in today's workforce by teaching them to recognize their strengths and capitalize on the experience they bring to their jobs. Limitations of older workers are also addressed, in addition to steps that can be taken to increase productivity.



The Aging Workforce: Management Training

The Bureau of Labor Statistics (BLS) projects that the number of people over 55 years old in the workforce will rise to 32 million by the year 2025, a 75% increase since the year 2000. By 2020 this sector of the workforce, according to the Census Bureau, will increase by 73%, while the number of young workers will increase by only 5%. This program will help managers develop and implement strategies that will allow their companies to capitalize on the strengths of this ever-growing sector of the employment base. It will enable them to be better prepared to handle the challenges that may arise with older employees as part of their workforce.



Communication Skills What Everyone Needs to Know

Effective communication is the difference between productivity and chaos in the workplace. There are basic skills you must learn and apply to ensure your message is understood every time. But too often we forget the fundamentals as we rush to complete more work in less time. In this new training program you'll learn practical techniques to improve all your communication skills — written, oral, electronic, and face-to-face.



The Basics of a Winning Presentation

Be ready to anticipate the moment. Feel the goals and aspirations of your audience and make the presentation of your life! Divided into three sections — planning, writing, and giving a presentation — this training program will help you overcome the “presentation jitters” and deliver what the audience expects — a great speech! View clips of some of the world's most memorable speeches. Learn from the great communicators!

3715

Categories: Human Resources, Safety Management, Hospitality

Length: 12 minutes

© 2007

3714

Categories: Human Resources, Hospitality

Length: 12 minutes

© 2007

3712

Categories: Human Resources

Length: 12 minutes

© 2007

3713

Categories: Human Resources, Safety Management

Length: 12 minutes

© 2007

4188

Categories: Human Resources

Length: 30 minutes

© 2006

4189

Categories: Human Resources

Length: 30 minutes

© 2006



The Power of Attitude

“Positive attitude. Positive attitude. Positive attitude.” A worn-out anthem? Or is there really power behind a positive attitude? The power of a positive attitude does make a difference, and most of what makes us positive is attributed to our own self-image. This DVD highlights five steps for developing and projecting a positive attitude in the workplace, and beyond. You'll see how to determine the attitude types of co-workers, how to deal with them, and how to keep the hard work of maintaining your own positive attitude in perspective. Also featured are general strategies for defusing difficult attitudes before they cause injury to the big and little things we do all day long.

4195


Categories: Human Resources

Length: 19 minutes

© 2001


Job Safety Analysis




Safety Audits  A single workplace accident can be devastating. Someone can be injured or even killed. Property, equipment or materials can be damaged or destroyed. And work could come to a complete stand-still. All of these things can happen if efforts are not made to protect employees. One way to accomplish this is to conduct a safety audit. This is an examination of the work area to make sure it is as safe as possible and all potential hazards are corrected or removed. The training program “Safety Audits” reminds employees about the goals of a safety audit, and how all workers should become involved.

Areas covered in the program include: definition of a safety audit; a workplace analysis; administrative controls; engineering controls; personal protective equipment; the equipment maintenance program; emergency response procedures; regulatory compliance, safety and health training; accident investigation; a safety self-assessment.




Job Safety Analysis – Hospitality Version  This program explains what job safety analysis is all about and how to conduct a job safety analysis.



Job Safety Analysis: Safety Awareness and You (Concise)  While there are countless methods used to protect workers from injury, each method shares a common root. The genesis of all injury prevention methods is an understanding and awareness of the hazards to which a worker may be exposed. In other words, the company and the worker must be aware of a hazard before that hazard can be controlled. This program discusses the important roles played by both management and employees in recognizing and controlling workplace hazards and how this shared duty of safety awareness and hazard recognition helps prevent injury. Detailed in the video is the process of developing a successful job safety analysis, including the sequence of dividing a job into steps, analyzing those steps for hazards and creating control measures for each step. In addition to safety awareness and hazard recognition, the concept of situational awareness is explained and what corrective actions we can take when we notice signs and symptoms of loss of awareness.



Job Safety Analysis: Safety Awareness and You  While there are countless methods used to protect workers from injury, each method shares a common root. The genesis of all injury prevention methods is an understanding and awareness of the hazards to which a worker may be exposed. In other words, the company and the worker must be aware of a hazard before that hazard can be controlled. This program discusses the important roles played by both management and employees in recognizing and controlling workplace hazards and how this shared duty of safety awareness and hazard recognition helps prevent injury. Detailed in the video is the process of developing a successful job safety analysis, including the sequence of dividing a job into steps, analyzing those steps for hazards and creating control measures for each step. In addition to safety awareness and hazard recognition, the concept of situational awareness is explained and what corrective actions we can take when we notice signs and symptoms of loss of awareness.

4793

Categories: Safety Management, Job Safety Analysis, Hazard Recognition

Length: 15 minutes

© 2015

4764

Categories: Hazard Recognition, Job Safety Analysis, Hospitality

Length: 10 minutes

© 2013

4370

Categories: Hazard Recognition, Job Safety Analysis

Length: 10 minutes

© 2013

4369

Categories: Hazard Recognition, Job Safety Analysis

Length: 17 minutes


© 2013

Laboratory Safety




Orientation to Lab Safety

This program covers the most important safety issues that both new employees and “seasoned veterans” face in the laboratory.



Planning for Lab Emergencies

This program covers when and how employees should act in an emergency to prevent injury, property damage or even loss of life.



Flammables and Explosives in the Laboratory

This program reviews proper handling procedures as well as the personal protective equipment that should be used when working with flammables and explosives.



Handling Compressed Gas Cylinders – Laboratory

This laboratory environment focused video, Handling Compressed Gas Cylinders; provides the information employees need to work safely when handling and using these materials.

Areas covered in the program include: Hazards associated with compressed gases, Moving and transporting cylinders safely, Positioning cylinders properly, Proper hook-up procedures, Safe storage practices, Storage “incompatibilities.”



Laboratory Hoods

This program discusses when and why hoods are used, as well as how to operate and maintain them.



The OSHA Formaldehyde Standard – Laboratory

While formaldehyde is used in many laboratory operations, it can still be a significant health hazard. The results of mishandling formaldehyde can be serious. They can range from the short-term discomfort associated with minor burns or skin irritation, to chronic effects from a lifetime of overexposure. This video provides training that is required by this standard, focusing on the rules and procedures that the standard establishes for working with this potentially dangerous chemical.

Areas covered in the program include: potential health hazards; testing for Permissible Exposure Limits (PEL); labeling and material Safety Data Sheets; hoods and other ventilation systems; personal protective equipment; spill and cleanup and decontamination procedures; first aid; the Medical Surveillance Plan.

3053

Categories: Laboratory Safety, Safety Orientation

Length: 11 minutes

© 2000

3054

Categories: Laboratory Safety, Emergency Response

Length: 15 minutes

© 2015

3055

Categories: Fire Safety, Laboratory Safety

Length: 15 minutes

© 2014

3060

Categories: Materials Handling, Laboratory Safety

Length: 12 minutes

© 2000

3064

Categories: Laboratory Safety

Length: 13 minutes

© 2000

3252

Categories: Chemical Safety, Laboratory Safety

Length: 13 minutes

© 2004



Laboratory Ergonomics

Many of the activities performed in a laboratory can exert stress and strain on muscles and joints... ultimately causing significant injuries. To work safely and maintain good ergonomic health, employees need to know how to avoid movements and work patterns that can be harmful. The training program "Laboratory Ergonomics" discusses the need to set up work areas correctly, as well as how to minimize the strain of using laboratory equipment, tools and instruments.

Areas covered in the program include: parts of the body most susceptible to ergonomic problems; arranging work areas to minimize stress and strain; working from "neutral" positions; most and least stressful types of body movements; proper lifting techniques; effective stretching exercises.



Preventing Contamination in the Laboratory

Handling hazardous chemicals and specimens requires a great deal of caution. If substances are not properly controlled, hazards can spread and contaminate other materials, work areas — even employees themselves. With many laboratories using toxic, corrosive and carcinogenic chemicals, employees need to do all they can to prevent contamination. The training program "Preventing Contamination" emphasizes the need to recognize situations that could lead to contamination, and discusses what can be done to prevent contamination from occurring.

Areas covered in the program include: How contamination occurs, General preventative measures, Engineering controls, Safe work practices, Personal protective equipment.



Safe Handling of Laboratory Glassware

Broken glassware causes more laboratory accidents than any other hazard. Because it is so fragile, glassware can easily fracture if it is bumped, dropped or too much pressure is applied to it. Some glassware accidents don't require much more than a band-aid, while others can result in a lot of blood and the need for medical attention. And the threat of contamination from the materials in a broken container can also be a serious problem.

Areas covered in the program include: Inspecting glassware before use, Effects of extreme temperatures and pressures, Matching glassware to the experiment, Working with glass tubing, Using personal protective equipment, Storage and handling, Washing and cleanup.



Electrical Safety in the Laboratory

Today, laboratories rely on a vast array of electrically powered equipment. To work safely with this equipment, employees need to understand how electricity works, be aware of common electrical hazards and know how to use electricity safely. This video emphasizes the need for safety when using electricity, and discusses how to reduce the potential for accidents involving electrical shock, fire and explosions.

Topics covered include: How electricity works Common electrical hazards Fuses, circuit breakers and grounding Using and maintaining electrical equipment Accidents and emergency procedures.



GHS Safety Data Sheets in Laboratory Environments

Created specifically to assist facilities in complying with the employee training requirements of OSHA's newly adopted GHS regulations, these products discuss using GHS Safety Data Sheets.

3412

Categories: Ergonomics, Laboratory Safety

Length: 12 minutes

© 2006

3441

Categories: Laboratory Safety

Length: 10 minutes

© 2006

3541

Categories: Laboratory Safety

Length: 13 minutes

© 2006

4048

Categories: Electrical Safety, Laboratory Safety

Length: 11 minutes

© 2011

4250

Categories: Hazard Communications, Laboratory Safety

Length: 17 minutes

© 2012



Safety Showers and Eye Washes in the Laboratory

Employees may never need a safety shower or an eye was, but if they do, knowing where they are located, and the proper procedures for using them, can prevent serious injury or possibly even save a life.

This video reviews the correct ways to use this equipment, and emphasizes the need for quick action after a chemical splash or spill in a laboratory.

Topics covered in these products include: getting to eye washes and safety showers in an emergency, operating showers and eye washes, exposure to corrosive substances, testing eye wash and shower equipment, using showers and eye washes properly.

5015

Categories: Eye Safety, Chemical Safety, Laboratory Safety

Length: 10 minutes

© 2014

Ladder Safety



To the Point About: Ladder Safety ES

Step ladders, straight or extension ladders, rolling ladders, step stools, and specialty ladders — each have the potential to be very dangerous, so it is critical that workers follow safe work practices when using any type of ladder to avoid mishaps and injuries.

This program provides an overview of the safe work practices employees must follow to prevent falls from ladders and other injuries.

Topics include: common ladder mistakes such as ladder selection, ladder inspection, transporting a ladder, proper ladder setup, climbing and working on a ladder safely.



Ladder Safety ES

Over 300 people are killed every year and 165,000 are injured while using ladders. This safety video will help keep you and your employees safe while using ladders.

Topics include: selecting the right ladder, inspecting ladders, transporting and setting up ladders, working on ladders, ascending and descending ladders safely.



Ladder Safety Refresher — For Supervisors

Refresh your training with these new short effective Safety Refresher videos. Each video is less than five minutes but covers key points of the topic. Designed to refresh and refocus safety attitudes for people that have already had more extensive how-to training.



Ladder Safety Refresher — For Employees


Refresh your training with these new short effective Safety Refresher videos. Each video is less than five minutes but covers key points of the topic. Designed to refresh and refocus safety attitudes for people that have already had more extensive how-to training.



Using Ladders Safely ES

Ladders bring portability and flexibility to any job that extends above the ground. If not used correctly, ladders can be dangerous. The program includes information on step ladders, extension ladders, and articulated or multi-purpose ladders.

Your employees will learn: how to select the right ladder for the job, how to inspect a ladder for damage, how to set up a ladder properly, how to climb and work on a ladder safely.



Ladder Safety in Construction Environments

Ladders are one of the most commonly used pieces of equipment in almost any work environment. From common stepladders to sophisticated extension ladders, they can be found almost everywhere. This video shows that because they are so common, many employees take ladders for granted, and do not take the appropriate precautions when using ladders.

Topics include: ladder selection, inspection before use, setting up and moving ladders, climbing on ladders, ladder accidents, and more.

5024

Categories: Ladder Safety, To the Point Series
Length: 14 minutes
© 2018

4282

Categories: Ladder Safety
Length: 17 minutes
© 2013

4928

Categories: Ladder Safety
Length: 4 minutes
© 2018

4927

Categories: Ladder Safety
Length: 4 minutes
© 2018

4107

Categories: Ladder Safety
Length: 15 minutes
© 2011

3970

Categories: Ladder Safety, Construction
Length: 13 minutes
© 2010

A Practical Approach to Ladder Safety ES

3484

While ladder manufacturers strive to produce the safest ladders possible, a well-made ladder is not enough. Safety while climbing or working on a ladder depends on following safe work practices: choose the correct ladder for the job, inspect the ladder before use, set up the ladder properly, and use the ladder in a safe and proper manner. This new program discusses the basic precautions that will keep employees safe when using ladders. Viewers will also see the consequences of failing to follow these safe work practices.



A Practical Approach to Ladder Safety (Concise) ES

3831

While ladder manufacturers strive to produce the safest ladders possible, a well-made ladder is not enough. Safety while climbing or working on a ladder depends on the following safe work practices: choose the correct ladder for the job, inspect the ladder before use, set up the ladder properly, and use the ladder in a safe and proper manner. This new program discusses the basic precautions that will keep employees safe when using ladders. Viewers will also see the consequences of failing to follow these safe work practices.



Ladder Safety for Aviation

4256

Each year, there are more than 164,000 emergency room treated injuries in the U.S. related to the improper use of ladders. The unfortunate truth is that all of these injuries are preventable. Ladder accidents are commonly caused by improper selection, care or use.

Some of the more common hazards are involving ladders include instability, electrical shock and falls, all of which can be predicted or prevented. Other factors contributing to ladder incidents include: Complacency about the potential danger, lack of attention when climbing or descending, over-reaching, and more.

This video examines these potential hazards and unsafe behaviors and provides procedures to minimize risk when using any of the five ladder types common in aviation facilities: step ladders, two-sided ladders, extension ladders, mobile elevated stairs, and fixed equipment ladders.



Lockout/Tagout



Cal/OSHA Lockout/Tagout ^{ES}

Our workplace is full of hazards. One such hazard is the unexpected startup of machines or other unplanned releases of hazardous energy. When equipment and machines start, when electrical equipment becomes energized, when pressurized systems are released, and when gravity sets objects in motion, energy is released to perform useful work. To prevent these things from happening, a lockout/tagout procedure must be done. Your life or a co-worker's life can depend on it.


Topics include: what a lockout/tagout procedure is, the steps for shutting down a machine, what employees are designated as when it comes to lockout/tagout situations, and what happens during a lockout/tagout procedure.



Lockout / Tagout: Controlling Hazardous Energy

Lockout/tagout is a system of energy control procedures that must be used anytime machine guards are opened or removed, electrical doors or covers are opened, or anytime a person is potentially exposed to injury from the unexpected start up or energization of equipment. To help prevent injuries during lockout/tagout operations, your organization has developed a written energy control program in accordance with OSHA's Control of Hazardous Energy Standard. This plan must provide training to ensure employees understand its purpose and function. That's the purpose of this program — to review the various components of your organization's energy control plan and how these elements work to keep workers safe during lockout/tagout operations.

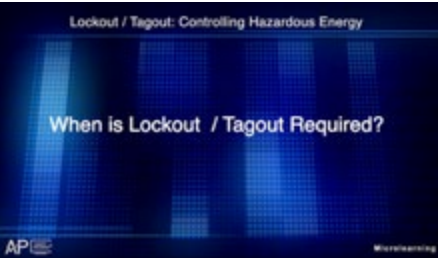
Topics include: situations that require lockout/tagout, the energy control plan, the three employee designations related to lockout procedures, lockout/tagout devices, the sequence of a lockout procedure, returning equipment to service after a lockout, and special lockout situations.



An Overview of Lockout / Tagout

Lockout/tagout is a system of energy control procedures that must be used anytime machine guards are opened or removed, electrical doors or covers are opened or anytime a person is potentially exposed to injury from the unexpected start up or energization of equipment. To help prevent injuries during lockout/tagout operations, your organization has developed a written energy control program in accordance with OSHA's Control of Hazardous Energy Standard. This plan must provide training to ensure employees understand its purpose and function. As part of such training, this program provides an overview of lockout/tagout and how the system works to ensure the safety of all employees involved in lockout operations.

Topics include: lockout devices, "trying" a lockout, the written energy control plan, and the three employee designations related to lockout/tagout procedures.



When Is Lockout / Tagout Required?

Lockout/tagout is a system of energy control procedures that must be used anytime machine guards are opened or removed, electrical doors or covers are opened, or anytime a person is potentially exposed to injury from the unexpected start up or energization of equipment. To help prevent injuries during lockout/tagout operations, your organization has developed a written energy control program in accordance with OSHA's Control of Hazardous Energy Standard. This plan must provide training to ensure employees understand its purpose and function. As part of such training, this program makes the distinction between the situations that require lockout/tagout and those that do not.

5283

Categories: Cal OSHA, Lockout/Tagout
Length: 15 minutes
© 2021

5153

Categories: Lockout/Tagout
Length: 11 minutes
© 2020

5154

Categories: Lockout/Tagout
Length: 2 minutes 40 seconds
© 2020

This program is a microlearning.

5155

Categories: Lockout/Tagout
Length: 1 minute 28 seconds
© 2020

This program is a microlearning.

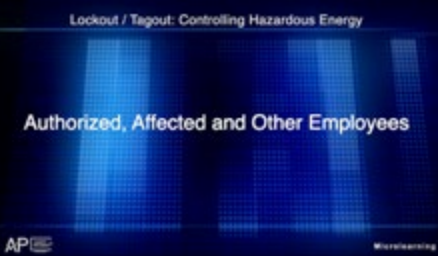
The Energy Control Plan

Lockout/tagout is a system of energy control procedures that must be used anytime machine guards are opened or removed, electrical doors or covers are opened, or anytime a person is potentially exposed to injury from the unexpected start up or energization of equipment. During a lockout operation, all energy sources to a machine or piece of equipment are disconnected, blocked, or opened, and then locked in the disconnected position and marked with a tag to indicate that the equipment must not be re-energized. In accordance with OSHA's Control of Hazardous Energy Standard, your organization has developed a written energy control plan that includes employee training. As part of such training, this program reviews the purpose and components of the written plan.



Authorized Affected and Other Employees

Lockout/tagout is a system of energy control procedures that must be used anytime machine guards are opened or removed, electrical doors or covers are opened, or anytime a person is potentially exposed to injury from the unexpected start up or energization of equipment. To help prevent injuries during lockout/tagout operations, your organization has developed a written energy control program in accordance with OSHA's Control of Hazardous Energy Standard. This plan must provide training to ensure employees understand its purpose and function. As part of such training, this program provides an overview of the three employee designations related to lockout/tagout procedures.



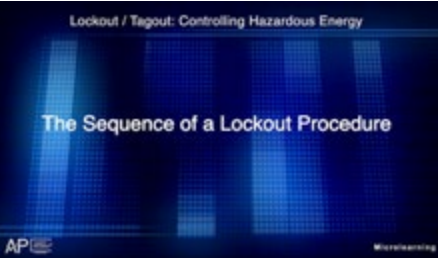
Lockout/Tagout Devices

Lockout/tagout is a system of energy control procedures that must be used anytime machine guards are opened or removed, electrical doors or covers are opened, or anytime a person is potentially exposed to injury from the unexpected start up or energization of equipment. To help prevent injuries during lockout/tagout operations, your organization has developed a written energy control program in accordance with OSHA's Control of Hazardous Energy Standard. This plan must provide training to ensure employees understand its purpose and function. As part of such training, this program discusses the requirements for the locks and tags used in your organization's energy control plan.



The Sequence of a Lockout Procedure

Lockout/tagout is a system of energy control procedures that must be used anytime machine guards are opened or removed, electrical doors or covers are opened, or anytime a person is potentially exposed to injury from the unexpected start up or energization of equipment. To help prevent injuries during lockout/tagout operations, your organization has developed a written energy control program in accordance with OSHA's Control of Hazardous Energy Standard. This plan must provide training to ensure employees understand its purpose and function. As part of such training, this program reviews the sequence of steps that authorized workers must follow when performing a lockout/tagout procedure.



Returning Equipment to Service After A Lockout/Tagout

Lockout/tagout is a system of energy control procedures that must be used anytime machine guards are opened or removed, electrical doors or covers are opened, or anytime a person is potentially exposed to injury from the unexpected start up or energization of equipment. To help prevent injuries during lockout/tagout operations, your organization has developed a written energy control program in accordance with OSHA's Control of Hazardous Energy Standard. This plan must provide training to ensure employees understand its purpose and function. As part of such training, this program explains the specific sequence of steps that authorized workers must follow when returning equipment to service after a lockout/tagout procedure has been completed.



5156

Categories: Lockout/Tagout
Length: 1 minute 17 seconds
© 2020

This program is a microlearning.

5157

Categories: Lockout/Tagout
Length: 1 minute 17 seconds
© 2020

This program is a microlearning.

5158

Categories: Lockout/Tagout
Length: 1 minute 4 seconds
© 2020

This program is a microlearning.

5159

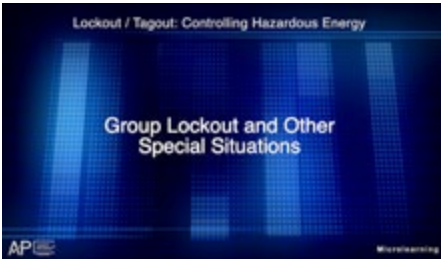
Categories: Lockout/Tagout
Length: 1 minute 23 seconds
© 2020

This program is a microlearning.

5160

Categories: Lockout/Tagout
Length: 1 minute 10 seconds
© 2020

This program is a microlearning.



Group Lockout and Other Special Situations

Lockout/tagout is a system of energy control procedures that must be used anytime machine guards are opened or removed, electrical doors or covers are opened, or anytime a person is potentially exposed to injury from the unexpected start up or energization of equipment. To help prevent injuries during lockout/tagout operations, your organization has developed a written energy control program in accordance with OSHA's Control of Hazardous Energy Standard. This plan must provide training to ensure employees understand its purpose and function. As part of such training, this program reviews the three lockout situations that require special consideration: group lockout, shift change, and outside contractors.



To the Point About: Lockout/Tagout

The unexpected starting of machines or other unplanned releases of hazardous energy can have devastating consequences. Controlling hazardous energy can prevent injuries and save lives. This program explains the procedures workers must follow to protect themselves during lockout operations.

Topics include: employee designations, situations requiring lockout, lockout/tagout devices, energy control procedures and returning equipment to service.



Lockout/Tagout Refresher – For Supervisors

Refresh your training with these new short effective Safety Refresher videos. Each video is less than five minutes but covers key points of the topic. Designed to refresh and refocus safety attitudes for people that have already had more extensive how-to training.



Lockout/Tagout Refresher – For Employees

Refresh your training with these new short effective Safety Refresher videos. Each video is less than five minutes but covers key points of the topic. Designed to refresh and refocus safety attitudes for people that have already had more extensive how-to training.



High-Impact Lockout/Tagout (Concise)

The lockout/tagout system provides protection for everyone in the plant. Its success depends upon each individual's knowledge and understanding of locks and tags used on the job. This program features eight accident re-creations that demonstrate the importance of following all prescribed lockout/tagout procedures. The viewer will also learn the responsibilities and safe work procedures of those who are affected by lockout/tagout, as well as those who are authorized to service machines and perform lockout/tagout procedures.



High-Impact Lockout/Tagout (Non-Graphic)

The lockout/tagout system provides protection for everyone in the plant. Its success depends upon each individual's knowledge and understanding of locks and tags used on the job. This program features eight accident re-creations that demonstrate the importance of following all prescribed lockout/tagout procedures. The viewer will also learn the responsibilities and safe work procedures of those who are affected by lockout/tagout, as well as those who are authorized to service machines and perform lockout/tagout procedures.

5161

Categories: Lockout/Tagout
Length: 1 minute 28 seconds
© 2020

This program is a microlearning.

4813

Categories: Lockout/Tagout,
To the Point Series
Length: 12 minutes
© 2016

4930

Categories: Lockout/Tagout
Length: 4 minutes
© 2018

4929

Categories: Lockout/Tagout
Length: 4 minutes
© 2018

1409

Categories: Lockout/Tagout,
High-Impact
Length: 5 minutes
© 1996

1432

Categories: Lockout/Tagout,
High-Impact
Length: 19 minutes
© 1996



More High-Impact Lockout/Tagout Safety Training (Non-Graphic)

Nearly 200 employees are killed and thousands of others injured each year when they are exposed to the sudden, unexpected release of hazardous energy. To protect workers from such incidents, a set of procedures known as lockout/tagout is used to disconnect and isolate all of the hazardous energy sources to a machine, piece of equipment, or other device. This program stresses the importance of controlling hazardous energy in all required situations while providing viewers with a basic understanding of the key elements in the lockout/tagout process. Also featured are six workplace injury reenactments that illustrate the devastating consequences of improper lockout/tagout operations.

Topics include: situations that require lockout/tagout; authorized, affected, and other employees; proper use of locks and tags; steps involved in performing a lockout procedure; verifying a zero-energy state, returning equipment to service; and group lockout procedures.



More High-Impact Lockout/Tagout Safety Training (Concise)

Nearly 200 employees are killed and thousands of others injured each year when they are exposed to the sudden, unexpected release of hazardous energy. To protect workers from such incidents, a set of procedures known as lockout/tagout is used to disconnect and isolate all of the hazardous energy sources to a machine, piece of equipment, or other device. This program stresses the importance of controlling hazardous energy in all required situations while providing viewers with a basic understanding of the key elements in the lockout/tagout process. Also featured are six workplace injury reenactments that illustrate the devastating consequences of improper lockout/tagout operations.

Topics include: situations that require lockout/tagout; authorized, affected, and other employees; proper use of locks and tags; steps involved in performing a lockout procedure; verifying a zero-energy state, returning equipment to service; and group lockout procedures.



Lockout/Tagout Training for Employees

Being around energy is a part of our daily lives and an important part of our workplace operations. High-pressure steam, electricity, hydraulic and pneumatic systems, even the force of gravity are common forms of energy used to power our machines and processes. While energy is obviously useful, it can also be dangerous. Understanding how to properly control hazardous energy is one of the keys to workplace safety. This program reviews the procedures used to control this energy, commonly known as lockout/tagout.

Topics include: authorized, affected, and other employees; energy control procedures; and special lockout situations.



Lockout/Tagout Training for Employees (Concise)

Being around energy is a part of our daily lives and an important part of our workplace operations. High-pressure steam, electricity, hydraulic and pneumatic systems, even the force of gravity are common forms of energy used to power our machines and processes. While energy is obviously useful, it can also be dangerous. Understanding how to properly control hazardous energy is one of the keys to workplace safety. This program reviews the procedures used to control this energy, commonly known as lockout/tagout.

Topics include: authorized, affected, and other employees; energy control procedures; and special lockout situations.

4225

Categories: Lockout/Tagout,
High-Impact
Length: 21 minutes
© 2012

4226

Categories: Lockout/Tagout,
High-Impact
Length: 10 minutes
© 2012

4000

Categories: Lockout/Tagout
Length: 18 minutes
© 2008

4001

Categories: Lockout/Tagout
Length: 10 minutes
© 2008




Shattered: The Jeff Walters Story (Concise) ES

This program combines testimonials, a live presentation, and reenactments to teach important safety lessons. Jeff Walters, a young newlywed, was more interested in earning the respect of his co-workers than being concerned for his own safety. He saw a broken limit switch on a 19-foot elevated conveyor as his opportunity to impress his co-workers with his abilities and willingness to do whatever it takes to get a job done. After climbing the conveyor without doing a lockout or wearing fall protection, Jeff fell 19 feet to a concrete floor when the conveyor started unexpectedly. In this program, Jeff talks about his poor decisions that day and how they continue to impact him and his family. This program teaches the critical safety lesson that risk-taking is never worth it and that any supposed reward of a shortcut is only a façade.



Shattered: The Jeff Walters Story ES

This program combines testimonials, a live presentation and reenactments to teach important safety lessons! Jeff Walters, a young newlywed, was more interested in earning the respect of his co-workers than being concerned for his own safety. He saw a broken limit switch on a 19-foot elevated conveyor as his opportunity to impress his co-workers with his abilities and willingness to do whatever it takes to get a job done. After climbing the conveyor without doing a lockout or wearing fall protection, Jeff fell 19 feet to a concrete floor when the conveyor started unexpectedly. In this program, Jeff talks about his poor decisions that day and how they continue to impact him and his family. This program teaches the critical safety lesson that risk-taking is never worth it and that any supposed reward of a shortcut is only a façade.



Lockout/Tagout: When Everyone Knows ES

This dramatic video will help you comply with 191.147 by explaining critical lockout/tagout procedures. The program contains dramatic reenactments and wrong-way/right-way scenarios that clearly illustrate the importance of energy control and proper procedures.



Lockout/Tagout It Would Have Saved His Life ES

This video training program immediately grabs the viewer's attention with the true story of a man killed in a workplace mishap that would have been prevented by lockout/tagout.

The video provides a comprehensive overview of the following information: the purpose of lockout/tagout, employee roles and responsibilities, the purpose and contents of an Energy Control Plan.



Lockout/Tagout Affected Employees

One of our best-selling programs has been updated with exciting new videos for both authorized and affected workers. The program is easy to follow and includes a clear outline of each step in the lockout/tagout procedure.

Your employees will learn: lockout/tagout definitions, the most common forms of energy sources, situations that require lockout/tagout procedures, the various types of lockout devices, proper lockout/tagout procedures, safe startup procedures, examples of and tips for special situations.

3978

Categories: Attitude, Lockout/Tagout, True Safety Stories

Length: 10 minutes

© 2010

3977

Categories: Attitude, Lockout/Tagout, True Safety Stories

Length: 17 minutes

© 2010

3007

Categories: Lockout/Tagout

Length: 17 minutes

© 2000

3852

Categories: Lockout/Tagout

Length: 17 minutes

© 2008

3389

Categories: Lockout/Tagout

Length: 8 minutes

© 2006



Lockout/Tagout Authorized Employees ES

For authorized workers. The program is easy to follow and includes a clear outline of each step in the lockout/tagout procedure.

Your employees will learn: lockout/tagout definitions, the most common forms of energy sources, situations that require lockout/tagout procedures, the various types of lockout devices, proper lockout/tagout procedures, safe startup procedures, examples of and tips for special situations.



Lockout/Tagout of Mobile Construction Equipment

Industrial and manufacturing lockout/tagout procedures do not directly relate to repair work done on mobile construction equipment. This program was produced to provide a simple straight-forward process designed to meet OSHA requirements as they relate to work on mobile construction equipment of all types.

Topics include: training requirements; types of energy affected by lockout/tagout procedures, areas where hazardous energy may be stored, and the six steps of the lockout/tagout process.



Hospitality OSHA 7: Lockout Tagout ES

Lockout/tagout procedures may be necessary for many pieces of equipment in your facility during maintenance or repair. A lack of knowledge pertaining to proper lockout/tagout procedures can have tragic results, so it is important that your workers understand and follow all your organization's policies regarding the control of hazardous energy. This program is a great tool for training affected and authorized employees in lockout/tagout procedures. This includes workers in kitchens, laundry rooms, and maintenance.

Topics include: authorized and affected associates, the sequence of steps in a lockout procedure, the annual inspection process, lockout hardware, and the one exception to the lockout rule.



Lockout/Tagout for Aviation

Lockout/tagout procedures are vital to a safe work environment. Everyone in your facility needs to be aware of proper lockout/tagout procedures. This video is a great way to start your training.



Lockout/Tagout Training for Employees – Canada

Being around energy is an every day part of our lives, and an important part of our workplace operations. High-pressure steam, electricity, hydraulic and pneumatic systems, even the force of gravity are common forms of energy used to power our machines and processes. While energy is obviously useful, it can also be dangerous. Understanding how to properly control hazardous energy is one of the keys to workplace safety.

This program reviews the procedures used to control this energy, commonly known as lockout/tagout.

Topics include: types of energy sources, the energy control plan, situations requiring lockout/tagout, lockout/tagout devices, energy control procedures, and special lockout situations.

This program provides information for facilities located in Canada.

3306

Categories: Lockout/Tagout

Length: 16 minutes

© 2005

4416

Categories: Lockout/Tagout, Construction

Length: 24 minutes

© 1998

5080

Categories: Lockout/Tagout, Hospitality

Length: 10 minutes

© 2019

4238

Categories: Lockout/Tagout, Aviation

Length: 16 minutes

© 2012

1505

Categories: Lockout/Tagout, Canadian Programs

Length: 18 minutes

© 2008



To the Point About: Lockout/Tagout — Canada

The unexpected starting of machines or other unplanned releases of hazardous energy can have devastating consequences. Controlling hazardous energy can prevent injuries and save lives. This program explains the procedures workers must follow to protect themselves during lockout operations.

Topics include: employee designations, situations requiring lockout, lockout/tagout devices, energy control procedures, and returning equipment to service.

The DVD includes the Spanish version at no extra charge.



Lockout/Tagout: When Everyone Knows (Concise)

This dramatic video will help you comply with 191.147 by explaining critical lockout/tagout procedures. The program contains dramatic reenactments and wrong way/right way scenarios that clearly illustrate the importance of energy control and proper procedures.

1105

Categories: Lockout/Tagout, To the Point Series, Canadian Programs

Length: 13 minutes

© 2016

3382

Categories: Lockout/Tagout

Length: 10 minutes

© 2006

Log Yard



Large Capacity Forklift Operation: Lumber Yard

Without knowledge of what CAN happen, easy to operate large capacity rough terrain forklifts can quickly become dangerous to people both inside and outside the operator's cab. This video combines the tips and experiences of real lumber yard operators with practical safety advice. Real accidents are highlighted.

Topics include: pedestrian and equipment traffic; design and operating capabilities; center of gravity — safe load and transport; night operations; and working on slopes.

4425

Categories: Forklift Safety, Log Yard

Length: 22 minutes

© 2003



Log Yard: Conveyor Safety

Log yard conveyors are so powerful and effective at moving large volumes of material that we don't even notice them. Power combined with many moving parts can create a hazardous situation.

Topics include: accidents summaries, importance of guards, lockout / tagout, and Safety tips.

4437

Categories: Mine Safety, Log Yard

Length: 13 minutes

© 2003



Log Yard: Grapple Front End Loader Safety

Stacking and decking logs with a grapple can lead to dangerous situations in wet or dry log yards. Knowing your machine is only part of maintaining a clean safety record. From loading and unloading rail cars to wet or uneven terrain, the need for safety never takes time off.

Topics include: pre-operational inspection; center of gravity, loading/ unloading and binding trailers and rail cars; and safe operating tips.

4439

Categories: Mine Safety, Log Yard, Equipment Specific Videos

Length: 24 minutes

© 2003



Log Yard Knuckle Boom Loader Safety

From sorting, stacking and decking to loading and unloading rail cars and trucks, this video reminds log yard knuckle boom loader operators that how they operate their rig affects both productivity and the safety of other personnel.

This videos includes pre-operation inspection, PPE, moving the equipment, work surfaces, load capacities and wet conditions, as well as ten real life tips to live by.

4440

Categories: Mine Safety, Log Yard, Equipment Specific Videos

Length: 19 minutes

© 2003



Log Yard: General Safety

Many hazards exist in a log yard — some obvious and some not. Real experiences coupled with a visual summary of key safety topics helps all personnel understand and commit to memory the everyday dangers they may encounter.

Topics include: pedestrian safety (tail swing, alarms), equipment blind spots and pinch points, chipper and saw safety issues, and rail car chocking and bump up.

4442

Categories: Mine Safety, Log Yard

Length: 14 minutes

© 2003



Haul Unit and Log Trailer Safety

With a focus on pre-operational inspection and safe operation, this video reminds new and experienced operators that it's easy to take safety for granted.

Topics include: yard traffic and debris; trailer tip-over; trailer connection and release; and changing conditions and seasons.

4447

Categories: Equipment Specific Videos, Log Yard

Length: 12 minutes

© 2003

Machine Guarding



To the Point About: Machine Guarding and Safety Devices ^{ES}

Typically, it's a machine's operator who is in the closest proximity to a machine's hazards. As a machine operator, you must make it a point to know and understand the hazards presented by any machine or equipment you are assigned to operate.

This program provides an overview of a machine guarding program, including: a machine's point of operation and other hazards; safe operating procedures; personal protective equipment; good housekeeping; use of machine guards, electrical interlocks, pressure-sensing devices, and two-hand devices.



Machine Guarding and Operator Safety ^{ES}

When used properly, various types of machine guarding and safety devices allow machine operators to perform the jobs safely and efficiently. Unfortunately, many operators choose to cheat, defeat, or override these types of safety devices, often resulting in severe injury and death. This is why operators have a responsibility to respect the power of their equipment and the hazards it can present. This responsibility includes understanding the hazards presented by the specific equipment in their work area and following the necessary precautions and safe work practices required to prevent injury. This program explains these hazards and discusses how injuries can be avoided through the proper use of machine guarding, safety devices, and safe work practices.



Machine Guarding and Operator Safety (Concise) ^{ES}

When used properly, various types of machine guarding and safety devices allow machine operators to perform the jobs safely and efficiently. Unfortunately, many operators choose to cheat, defeat or override these types of safety devices, often resulting in severe injury and death. This is why operators have a responsibility to respect the power of their equipment and the hazards it can present. This responsibility includes understanding the hazards presented by the specific equipment in their work area and following the necessary precautions and safe work practices required to prevent injury. This program explains these hazards and discuss how injuries can be avoided through the proper use of machine guarding, safety devices and safe work practices.



Machine Guarding: Protecting You From Hazards (Non-Graphic) ^{ES}

This video discusses common types of machine hazards, how they can be controlled, and what actions must be taken to stay safe around moving equipment and machinery. Featured is testimony from workers who have been injured after removing or bypassing guards, or taking other risks around moving machinery.

Other topics include: potential machine hazard areas, controlling machine hazards, fixed guarding, adjustable guarding, electrical interlocks, photoelectric devices, pressure-sensitive trips, and restraint devices.



Machine Guarding: Protecting You From Hazards ^{ES}

This video discusses common types of machine hazards, how they can be controlled, and what actions must be taken to stay safe around moving equipment and machinery. Featured is testimony from workers who have been injured after removing or bypassing guards, or taking other risks around moving machinery.

Other topics include: potential machine hazard areas, controlling machine hazards, fixed guarding, adjustable guarding, electrical interlocks, photoelectric devices, pressure-sensitive trips, and restraint devices.

4890

Categories: Machine Guarding, To the Point Series

Length: 13 minutes
© 2017

4646

Categories: Machine Guarding, Maintenance & Operations

Length: 18 minutes
© 2014

4647

Categories: Machine Guarding, Maintenance & Operations

Length: 10 minutes
© 2014

3698

Categories: Machine Guarding, Maintenance & Operations

Length: 15 minutes
© 2003

3201

Categories: Machine Guarding, Maintenance & Operations

Length: 15 minutes
© 2003

Machine Guarding: Protecting You From Hazards (Concise) ^{ES}

This video discusses common types of machine hazards, how they can be controlled, and what actions must be taken to stay safe around moving equipment and machinery. Featured is testimony from workers who have been injured after removing or bypassing guards, or taking other risks around moving machinery.

Other topics include: potential machine hazard areas, controlling machine hazards, fixed guarding, adjustable guarding, electrical interlocks, photoelectric devices, pressure-sensitive trips, and restraint devices.



1579

Categories: Machine Guarding, Maintenance & Operations

Length: 10 minutes
© 2003

Machine Guard Safety ^{ES}

Employees need to understand the dangers of working with machinery, and how those risks can be minimized by proper installation and use of safety guards and devices such as: dangerous mechanical motions, types of machine guards, guarding points of operation, safety devices, safe work practices.



3101

Categories: Machine Guarding, Maintenance & Operations

Length: 18 minutes
© 2016

Maintenance & Operations



Mobile Elevating Work Platforms: Safe Use and Requirements ^{ES}

Mobile elevating work platforms, or MEWPs, are critical components of most maintenance and construction operations. When a worker must perform a task above ground, a platform, such as a scissor lift or boom lift, is often utilized to complete the job in a safe and efficient manner. Also known as aerial work platforms, these powerful vehicles are available in many different sizes and configurations; however, all of them have one thing in common: they can be very dangerous. To better protect operators, other platform occupant,s and workers on the ground, the American National Standards Institute (ANSI) in conjunction with the Scaffold and Access Industrial Association (SAIA) has adopted revisions of its A92 suite of mobile elevating work platform regulations that focus on the design of these vehicles, their safe use and the training of all personnel who participate in aerial lift operations, including operators, occupants, maintenance workers, and supervisors. This program reviews the important changes in the new standards, and discusses the basic safe work practices platform operators must follow to prevent accidents and injuries.

Topics include: platform classification, ANSI training requirements, site risk assessment, rescue planning, pre-operational inspection, work zone inspection, driving safety, raising and working on the platform, and lowering and dismounting a lift.



Mobile Elevating Work Platforms: Safe Use and Requirements (Concise) ^{ES}

MMobile elevating work platforms, or MEWPs, are critical components of most maintenance and construction operations. When a worker must perform a task above ground, a platform, such as a scissor lift or boom lift, is often utilized to complete the job in a safe and efficient manner. Also known as aerial work platforms, these powerful vehicles are available in many different sizes and configurations; however, all of them have one thing in common: they can be very dangerous. To better protect operators, other platform occupant,s and workers on the ground, the American National Standards Institute (ANSI) in conjunction with the Scaffold and Access Industrial Association (SAIA) has adopted revisions of its A92 suite of mobile elevating work platform regulations that focus on the design of these vehicles, their safe use and the training of all personnel who participate in aerial lift operations, including operators, occupants, maintenance workers, and supervisors. This program reviews the important changes in the new standards, and discusses the basic safe work practices platform operators must follow to prevent accidents and injuries.

Topics include: platform classification, ANSI training requirements, site risk assessment, rescue planning, pre-operational inspection, work zone inspection, driving safety, raising and working on the platform, and lowering and dismounting a lift.

5111

Categories: Equipment Specific Videos, Maintenance & Operations

Length: 23 minutes


© 2020

5112

Categories: Equipment Specific Videos, Maintenance & Operations

Length: 14 minutes

© 2020



Operating Aerial Work Platforms Safely ^{ES}

Aerial work platforms are an essential tool used to safely elevate personnel. These useful platforms come in various sizes and configurations, including scissor lifts, boom lifts, and articulating boom lifts. When a maintenance or construction worker must perform a task at an elevated work position, these powerful machines are often called on to do the job. This program discusses some of the common hazards that aerial work platform operators must consider when using this equipment, as well as the safe work practices and operating techniques that must be followed to ensure everyone's safety during the use of an aerial work platform.

Topics include: pre-operational inspection, testing the operating controls, inspecting the path of travel, driving safely, raising the lift, lowering the lift, safe work practices.



Operating Aerial Work Platforms Safely (Concise) ^{ES}

Aerial work platforms are an essential tool used to safely elevate personnel. These useful platforms come in various sizes and configurations, including scissor lifts, boom lifts, and articulating boom lifts. When a maintenance or construction worker must perform a task at an elevated work position, these powerful machines are often called on to do the job. This program discusses some of the common hazards that aerial work platform operators must consider when using this equipment, as well as the safe work practices and operating techniques that must be followed to ensure everyone's safety during the use of an aerial work platform.

Topics include: pre-operational inspection testing the operating controls, inspecting the path of travel driving safely, raising the lift lowering the lift safe work practices.



Machine Guarding and Operator Safety ^{ES}

When used properly, various types of machine guarding and safety devices allow machine operators to perform the jobs safely and efficiently. Unfortunately, many operators choose to cheat, defeat, or override these types of safety devices, often resulting in severe injury and death. This is why operators have a responsibility to respect the power of their equipment and the hazards it can present. This responsibility includes understanding the hazards presented by the specific equipment in their work area and following the necessary precautions and safe work practices required to prevent injury. This program explains these hazards and discusses how injuries can be avoided through the proper use of machine guarding, safety devices, and safe work practices.



Machine Guarding and Operator Safety (Concise) ^{ES}

When used properly, various types of machine guarding and safety devices allow machine operators to perform the jobs safely and efficiently. Unfortunately, many operators choose to cheat, defeat or override these types of safety devices, often resulting in severe injury and death. This is why operators have a responsibility to respect the power of their equipment and the hazards it can present. This responsibility includes understanding the hazards presented by the specific equipment in their work area and following the necessary precautions and safe work practices required to prevent injury. This program explains these hazards and discuss how injuries can be avoided through the proper use of machine guarding, safety devices and safe work practices.

4809

Categories: Equipment Specific Videos, Maintenance & Operations

Length: 17 minutes

© 2016

4820

Categories: Equipment Specific Videos, Maintenance & Operations

Length: 10 minutes

© 2016

4646

Categories: Machine Guarding, Maintenance & Operations

Length: 18 minutes

© 2014

4647

Categories: Machine Guarding, Maintenance & Operations

Length: 10 minutes

© 2014



Maintaining Your Safety ES

Maintenance workers maintain all aspects of operations and equipment. They are such an important part of the process that they feel pressure to get all repairs done fast!

In this program, maintenance workers learn how to overcome pressure and redouble their efforts to always follow safe work procedures, as well as developing and maintaining a good safety attitude. Also featured are reenactments of common maintenance incidents, testimonials and examples of safe work practices.

Topics include: job hazard analysis, lockout/tagout, ladder safety, aerial lifts, fall protection, using tools properly, and electrical safety.



Maintaining Your Safety (Concise) ES

Maintenance workers maintain all aspects of operations and equipment. They are such an important part of the process that they feel pressure to get all repairs done fast!

In this program, maintenance workers learn how to overcome pressure and redouble their efforts to always follow safe work procedures, as well as developing and maintaining a good safety attitude. Also featured are reenactments of common maintenance incidents, testimonials and examples of safe work practices.

Topics include: job hazard analysis, lockout/tagout, ladder safety, aerial lifts, fall protection, using tools properly, and electrical safety.



Maintaining Your Safety (Non-Graphic) ES

Maintenance workers maintain all aspects of operations and equipment. They are such an important part of the process that they feel pressure to get all repairs done fast!

In this program, maintenance workers learn how to overcome pressure and redouble their efforts to always follow safe work procedures, as well as developing and maintaining a good safety attitude. Also featured are reenactments of common maintenance incidents, testimonials and examples of safe work practices.

Topics include: job hazard analysis, lockout/tagout, ladder safety, aerial lifts, fall protection, using tools properly, and electrical safety.



Maintaining Your Safety (Concise Non-Graphic) ES

Maintenance workers maintain all aspects of operations and equipment. They are such an important part of the process that they feel pressure to get all repairs done fast!

In this program, maintenance workers learn how to overcome pressure and redouble their efforts to always follow safe work procedures, as well as developing and maintaining a good safety attitude. Also featured are reenactments of common maintenance incidents, testimonials and examples of safe work practices.

Topics include: job hazard analysis, lockout/tagout, ladder safety, aerial lifts, fall protection, using tools properly, and electrical safety.



Stored Energy: The Hidden Hazard ES

Many items in our workplace present a hidden hazard. We're talking about the sheer weight or the potential energy of things such as loaded pallets, heavy equipment, doors, and cables. When these things move or fall, they release that stored energy and create deadly hazards.

This video features dramatic reenactments of stored energy mishaps, increases our awareness of stored energy hazards, and helps us become more observant of them in our surroundings.

3979

Categories: Maintenance & Operations

Length: 20 minutes

© 2010

3980

Categories: Maintenance & Operations

Length: 10 minutes

© 2010

3982

Categories: Maintenance & Operations

Length: 20 minutes

© 2010

3983

Categories: Maintenance & Operations

Length: 10 minutes

© 2010

3602

Categories: Maintenance & Operations

Length: 16 minutes

© 2007



Stored Energy: The Hidden Hazard (Concise) ES

Many items in our workplace present a hidden hazard. We're talking about the sheer weight or the potential energy of things such as loaded pallets, heavy equipment, doors, and cables. When these things move or fall, they release that stored energy and create deadly hazards.

This video features dramatic reenactments of stored energy mishaps, increases our awareness of stored energy hazards, and helps us become more observant of them in our surroundings.

Utility Cart Safety ES

Focuses on operating safety, maintenance of electric batteries, safe driving techniques, and basic safety requirements. Allowing operators to drive these vehicles without proper training increases a company's liability in the event anyone is injured as a result.

High-Impact Power Tool Safety

This video features six accident reenactments to remind power tool users about key safety issues, and to make them aware of the painful injuries that result from unsafe use. Voices of experience provide real-world advice on using tools to get the job done while staying safe at the same time.

Topics include: inspecting tools before use; selecting the proper tool for the job; being trained and authorized to use tools and correct body placement and tool positioning; electrical extension cords; GFCIs; dangers of compressed air; avoiding horseplay; recognizing fire hazards; and using proper PPE are also covered.

High-Impact Power Tool Safety (Concise)

This video features six accident reenactments to remind power tool users about key safety issues and to make them aware of the painful injuries that result from unsafe use. Voices of experience provide real-world advice on using tools to get the job done while staying safe at the same time.

Topics include: inspecting tools before use, selecting the proper tool for the job, being trained and authorized to use tools and correct body placement and tool positioning. Electrical extension cords, GFCIs, dangers of compressed air, avoiding horseplay, recognizing fire hazards and using proper PPE are also covered.

Safe Operation of Scissor and Boom Lifts ES

Elevated work platforms such as scissor and boom lifts allow us to safely perform various tasks and maintenance operations at heights that otherwise may be unreachable. While there are many different styles of lifts designed for various applications and site conditions, they all have one thing in common: the potential for serious injury or death when operated in a careless manner. Electrocuting, falls, crushed body parts, and tip-overs are just a few examples of incidents that often result from unsafe operation. This video discusses the procedures lift operators must follow to prevent these types of incidents.

Topics include: factors that affect stability, pre-operational inspection, protecting against falls from platforms, and safe driving procedures.

3914

Categories: Maintenance & Operations

Length: 10 minutes

© 2009

3536

Categories: Maintenance & Operations

Length: 5 minutes

© 2006

3305

Categories: Equipment Specific Videos, Maintenance & Operations, High-Impact

Length: 19 minutes

© 2001

4607

Categories: Equipment Specific Videos, Maintenance & Operations, High-Impact

Length: 8 minutes

© 2001

3348

Categories: Equipment Specific Videos, Maintenance & Operations

Length: 19 minutes

© 2006



Scissor Lifts In Industrial and Construction Environments

Accessing high places can be difficult in many work environments. To reach these areas, many workers use scissor lifts. Nearly everyone has seen a scissor lift. They're common on construction sites, both inside and out, and are often found in warehouses and other large buildings as well. This video introduce employees to scissor lifts, makes them aware of the hazards associated with these lifts, and give them the information they need to work safely using a scissor lift or working near one.

Topics include: the types of scissor lifts and the training needed to operate them; the hazards associated with using scissor lifts; “pre-start” and “worksite” inspections; setting up, operating and moving a scissor lift; working on the ground near a scissor lift.



Safe Operation of Scissor and Boom Lifts (Concise) ES

Elevated work platforms such as scissor and boom lifts allow us to safely perform various tasks and maintenance operations at heights that otherwise may be unreachable. While there are many different styles of lifts designed for various applications and site conditions, they all have one thing in common: the potential for serious injury or death when operated in a careless manner. Electrocution, falls, crushed body parts, and tip-overs are just a few examples of incidents that often result from unsafe operation. This video discusses the procedures lift operators must follow to prevent these types of incidents.

Topics include: factors that affect stability, pre-operational inspection, protecting against falls from platforms, and safe driving procedures.



Hand and Power Tools Safety ES

Hand and power tools are used every day in many types of business. They make our work easier and allow us to be more efficient. However, we often fail to see the hazards these tools present. This training program shows how accidents can be significantly reduced by applying good general safety rules, and reviews what hazards are associated with the specific types of tools we use.

Areas covered in the program include: matching the tool to the job, the importance of “state of mind,” personal protective equipment, good safety practices, tool care and maintenance.



Working Safely with Hand Tools (Concise) ES

Because simple hand and power tools are commonly used for many basic job tasks, we often fail to consider the dangers associated with using them improperly or in an unsafe manner. For example, the improper use of a simple screwdriver results in over 100 deaths each year. Fortunately, most injuries involving tools can be avoided when we keep them in good working condition and use them properly.

In this program, viewers are shown the basic safety rules that will greatly reduce the risk of injury during hand tool use. Stressed is the importance of having a good safety attitude and exercising good judgment while using such tools as wrenches, pliers, screwdrivers, and striking tools.



Working Safely With Pneumatic Tools ES

Train employees on the hazards associated in working with pneumatic tools. This excellent video provides comprehensive coverage of safe work practices.

Topics include: definition and examples, appropriate PPE, tool and cord inspection, use and clean-up.

4394

Categories: Equipment Specific Videos, Maintenance & Operations, Construction

Length: 11 minutes
© 2013

4089

Categories: Equipment Specific Videos, Maintenance & Operations

Length: 11 minutes
© 2006

3456

Categories: Equipment Specific Videos, Maintenance & Operations

Length: 17 minutes
© 2018

1596

Categories: Equipment Specific Videos, Maintenance & Operations

Length: 10 minutes
© 2004

3336

Categories: Equipment Specific Videos, Maintenance & Operations

Length: 8 minutes
© 2006



Table Saw Safety and Use

Table saw accidents are 100% preventable and you can ensure that your employees avoid them with this video. The information provided in it includes the various parts of the table saw, use and adjustments of the fence, push sticks, and the miter gauge. After viewing this program, your employees will be putting safety first.



Grinders and Abrasive Wheels: Safe Operation ES

Grinders with abrasive wheels are common on many job sites. These amazing tools can help you with a variety of tasks, but to do so safely, you must be knowledgeable and competent before operating any machinery. The risk of breakage is inherent in every abrasive wheel. Statistics show that nearly half of all accidents involving abrasive wheels are due to an unsafe system of work or operator error. That's what this program is all about — how to operate an abrasive grinder safely without incident.

Topics include: abrasive wheel hazards; PPE; grinder inspection; work rests and tongue guards; dangers of operating in overspeed conditions; grinding wheel inspection; fire prevention and preventing slips, trips and falls.



Abrasive Blasting ES

Sandblasting and other abrasive blasting is a potentially life-threatening operation without proper training.

This video covers all of the important topics including: PPE, equipment set and inspection, safe operating procedures, job site conditions, bystander safety, and more!



Machine Guarding: Protecting You From Hazards ES

This video discusses common types of machine hazards, how they can be controlled, and what actions must be taken to stay safe around moving equipment and machinery. Featured is testimony from workers who have been injured after removing or bypassing guards, or taking other risks around moving machinery.

Other topics include: potential machine hazard areas, controlling machine hazards, fixed guarding, adjustable guarding, electrical interlocks, photoelectric devices, pressure-sensitive trips, and restraint devices.



Machine Guarding: Protecting You From Hazards (Non-Graphic) ES

This video discusses common types of machine hazards, how they can be controlled, and what actions must be taken to stay safe around moving equipment and machinery. Featured is testimony from workers who have been injured after removing or bypassing guards, or taking other risks around moving machinery.

Other topics include: potential machine hazard areas, controlling machine hazards, fixed guarding, adjustable guarding, electrical interlocks, photoelectric devices, pressure-sensitive trips, and restraint devices.



Machine Guarding: Protecting You From Hazards (Concise) ES

This video discusses common types of machine hazards, how they can be controlled, and what actions must be taken to stay safe around moving equipment and machinery. Featured is testimony from workers who have been injured after removing or bypassing guards, or taking other risks around moving machinery.

Other topics include: potential machine hazard areas, controlling machine hazards, fixed guarding, adjustable guarding, electrical interlocks, photoelectric devices, pressure-sensitive trips, and restraint devices.

4613

Categories: Equipment Specific Videos, Maintenance & Operations, Construction

Length: 24 minutes
© 1996

5085

Categories: Equipment Specific Videos, Maintenance & Operations

Length: 10 minutes
© 2020

4077

Categories: Equipment Specific Videos, Maintenance & Operations

Length: 12 minutes
© 2011

3201

Categories: Machine Guarding, Maintenance & Operations

Length: 15 minutes
© 2003

3698

Categories: Machine Guarding, Maintenance & Operations

Length: 15 minutes
© 2003

1579

Categories: Machine Guarding, Maintenance & Operations

Length: 10 minutes
© 2003



Machine Guard Safety ^{ES}

Employees need to understand the dangers of working with machinery, and how those risks can be minimized by proper installation and use of safety guards and devices such as: dangerous mechanical motions, types of machine guards, guarding points of operation, safety devices, safe work practices.



Working Safely With Hand and Power Tools ^{ES}

Hand and power tools have become so common in the daily performance of our jobs that we often become complacent about their dangers. Use this video to emphasize the importance of having a good safety attitude and exercising good judgment while using hand and power tools.

Topics include: safe use of wrenches, pliers, screwdrivers and striking tools; using drills and power saws safely; guarding and grounding of power tools; and unique hazards of battery-operated tools.



Working Safely With Power Tools (Concise) ^{ES}

Because simple hand and power tools are commonly used for many basic job tasks, we often fail to consider the dangers associated with using them improperly or in an unsafe manner. For example, the improper use of a simple screwdriver results in over 100 deaths each year. Fortunately, most injuries involving tools can be avoided when we keep them in good working condition and use them properly.

In this program, viewers are shown the basic safety rules that will greatly reduce the risk of injury during power tool use. Stressed is the importance of having a good safety attitude and exercising good judgment while using such tools as drills, power saws, and battery-operated tools. Equipment inspection and personal protective equipment are other featured topics.



Landscape Maintenance ^{ES}

Covers general safety rules when operating mowers, cutters, knives, trimmers, and weed eaters. Deals with proper procedures when handling chemicals and hazardous materials associated with this environment.



Long Hair, Loose Clothing, and Jewelry ^{ES}

Rotating shafts, moving machinery, and other objects in industrial operations can unexpectedly bite you much like a creature in the wild. Many of these injuries are compounded when the victim is pulled into the action of the equipment, resulting in lacerations, amputations and sometimes even death.

This video will show viewers how employees can reduce the chance of such an injury by controlling long hair, not wearing loose clothing, and being aware of the hazards of wearing jewelry at work.



Shop Safety

A shop is a busy place with a variety of functions, tools, personnel and responsibilities. Perhaps the most important responsibility is safety — your safety and the safety of those working around you. This program focuses on some of the common hazards that are found in all shops.

Topics include: fire prevention, electrical safety, compressed gas, respiratory hazards, safe lifting, chemicals, slips and falls, and injury reporting.

3101

Categories: Machine Guarding, Maintenance & Operations
Length: 18 minutes
© 2016

3248

Categories: Equipment Specific Videos, Maintenance & Operations
Length: 17 minutes
© 2004

1595

Categories: Equipment Specific Videos, Maintenance & Operations
Length: 10 minutes
© 2004

3190

Categories: Maintenance & Operations, Property Management
Length: 15 minutes
© 2001

1928

Categories: Maintenance & Operations
Length: 13 minutes
© 1999

1750

Categories: Maintenance & Operations
Length: 8 minutes
© 2017



Long Hair, Loose Clothing and Jewelry (Concise) ^{ES}

Rotating shafts, moving machinery, and other objects in industrial operations can unexpectedly bite you much like a creature in the wild. Many of these injuries are compounded when the victim is pulled into the action of the equipment, resulting in lacerations, amputations, and sometimes even death.

This video will show viewers how employees can reduce the chance of such an injury by controlling long hair, not wearing loose clothing, and being aware of the hazards of wearing jewelry at work.



Vehicle Maintenance Safety — Agriculture

Designed for shop personnel working on farm equipment and/or vehicle maintenance. Discusses different hazards and ways that shop employees can work safely around potentially dangerous equipment and machinery.



Safety Training Repair Technicians — Heavy Equipment

This video was produced to help professional mechanics become aware of the day-to-day dangers of their job. Of the injuries occurring in mechanical repair work, 65% relate to hands, eyes, and backs. This program addresses the causes and cautions necessary to avoid injuries.

Topics include: Individual responsibility for personal and overall job safety, use of the correct tool for the job, new ideas in safe lifting techniques, how to climb on and off large equipment, and staying clear of the path of unplanned energy release.



High-Impact Metal Working Safety ^{ES}

This program re-creates ten industrial accidents involving heavy machinery and metal work to illustrate the necessity of following proper safety procedures and maintaining a good safety sense.

The program participant will learn how to: safely operate brake presses, grinders, metal cutting shears, and other machines; machine actions and hazards; PPE and correct attire; safe operating procedures; mental concentration; avoid short-cuts.



High-Impact Metal Working Safety (Concise) ^{ES}

This program re-creates ten industrial accidents involving heavy machinery and metal work to illustrate the necessity of following proper safety procedures and maintaining a good safety sense.

The program participant will learn how to: safely operate brake presses, grinders, metal cutting shears, and other machines; machine actions and hazards; PPE and correct attire; safe operating procedures; mental concentration; avoid shortcuts.

1497

Categories: Maintenance & Operations
Length: 8 minutes
© 1999

4352

Categories: Maintenance & Operations, Agriculture
Length: 12 minutes
© 2013

4449

Categories: Maintenance & Operations
Length: 21 minutes
© 2003

3036

Categories: Equipment Specific Videos, Maintenance & Operations, High-Impact
Length: 19 minutes
© 1996

1408

Categories: Equipment Specific Videos, Maintenance & Operations, High-Impact
Length: 5 minutes
© 1996



GHS-HazCom for Cleaning and Maintenance Operations ^{ES}

Created specifically to assist cleaning and maintenance operations of all types in complying with federal, state, and municipal Hazard Communications regulations, these products also address the major education and training requirements in these chemical hazard laws. This safety video introduces employees to the Hazard Communication regulations and provides training on the various types of chemicals found in cleaning and maintenance operations.

Topics include: GHS Safety Data Sheets and container labels; toxins, corrosives, and irritants; flammables, combustibles, and gases; carcinogens and radiation exposure situations; personal protective equipment and chemical storage; spills and cleanup.



Conveyor Maintenance Safety

This video covers the dangers of working on and around conveyors in an active aggregate operation. Reinforced by interviews with on-site supervisors at working aggregate plants.

Topics include: penalties for failure to enforce regulations, dangers of maintenance on a moving conveyor, lockout/tagout procedures for conveyors, shut down and re-start procedure following MSHA regulations, and new employee cautions and orientation.



Compressed Air Safety ^{ES}

This video stresses the importance of working safely with compressed air to prevent injuries. Featured are four workplace incidents that illustrate the fact that compressed air hazards are often not easily recognized but still can have tragic consequences.

Topics include: dangers of cleaning with compressed air, how compressed air can injure the human body, use of hearing protection in noisy environments, inspection and maintenance of compressed air equipment, and components of compressed air systems.



Compressed Air Safety (Concise) ^{ES}

This video stresses the importance of working safely with compressed air to prevent injuries. Featured are four workplace incidents that illustrate the fact that compressed air hazards are often not easily recognized but still can have tragic consequences.

Topics include: dangers of cleaning with compressed air, how compressed air can injure the human body, use of hearing protection in noisy environments, inspection and maintenance of compressed air equipment, and components of compressed air systems.



Conveyor Safety in the Workplace ^{ES}

This video discusses the various hazards posed by conveyor systems and the safe work practices that employees must follow to prevent injuries related to these hazards. Also featured are testimonials from workers who have suffered conveyor-related injuries due to complacency, taking shortcuts, and failure to perform lockout/tagout procedures.

Topics include: shear, pinch and nip points; types of conveyor guarding; employee contact with conveyors and crossing over and under conveyors; requirements of conveyor operators; conveyor maintenance and repair procedures; safety signs; housekeeping and emergency stop devices.

4316

Categories: Hazard Communications, Maintenance & Operations

Length: 20 minutes

© 2013

4420

Categories: Mine Safety, Maintenance & Operations, Equipment Specific Videos

Length: 10 minutes

© 1993

3145

Categories: Equipment Specific Videos, Maintenance & Operations

Length: 15 minutes

© 2001

3678

Categories: Equipment Specific Videos, Maintenance & Operations

Length: 12 minutes

© 2001

3158

Categories: Equipment Specific Videos, Maintenance & Operations

Length: 20 minutes

© 2001



Utility Knife Safety ^{ES}

The simple utility knife, often called a razor knife or box knife, is used in just about every home and workplace. These handy tools are very convenient and uncomplicated devices. Yet, they cause thousands of injuries every year ranging from simple knuckle nicks to life-changing injuries. This safety video covers the safe use of utility knives including the different types of knives that are available, techniques for cutting safely and how to change blades without getting injured.



Knife Safety in the Workplace ^{ES}

While the blade of a knife may be sharp, it's not very bright. It cannot tell the difference between cutting work material or slicing a hand or finger. That's why your employees must stay sharp, always keeping their minds on safety when using industrial knives. This program discusses common industrial knife safety rules and explains why a deep cut or laceration to a worker's hand can be so damaging.



Knife Safety in the Workplace (Concise) ^{ES}

While the blade of a knife may be sharp, it's not very bright. It cannot tell the difference between cutting work material or slicing a hand or finger. That's why your employees must stay sharp, always keeping their minds on safety when using industrial knives. This program discusses common industrial knife safety rules and explains why a deep cut or laceration to a worker's hand can be so damaging.



Boxcutter/Utility Knife Safety ^{ES}

This attention-grabbing safety video provides an excellent overview of utility knife/box cutter safety. Filmed in a variety of work settings, the video begins with a series of mishaps caused by the unsafe use of utility knives. The mishaps are then carefully examined to reveal the underlying causes, as well as the steps that would prevent similar mishaps.

Using this engaging style, the video covers the following material: the proper use and handling of box cutters/utility knives, using the correct knife for the job, knife maintenance and inspection, proper blade changing and disposal. This video will help you reduce injuries, lost time and damaged product.



Asbestos Awareness Employee Basic Training

Asbestos is a strong and incombustible fiber widely used in the past for asbestos cement piping, fireproofing, and insulation. Employers are required to provide basic awareness training for employees who may have to work around asbestos containing materials. This program covers topics where training is required by various government safety regulations, and forms the core of the two-hour asbestos awareness training requirement mandated by OSHA. It is ideal for custodians, maintenance workers, and others who might contact asbestos containing materials during the course of their work.

Topics covered also include: asbestos properties and physical characteristics; types of asbestos containing materials and their uses in buildings; latency period and health effects resulting from exposure such as asbestosis, lung cancer and mesothelioma; personal protective equipment and proper handling of asbestos materials; working with asbestos cement piping.

4785

Categories: Hand Safety, Equipment Specific Videos, Maintenance & Operations

Length: 9 minutes

© 2015

1435

Categories: Hand Safety, Equipment Specific Videos, Maintenance & Operations

Length: 16 minutes

© 2004

1587

Categories: Hand Safety, Equipment Specific Videos, Maintenance & Operations

Length: 10 minutes

© 2004

3227

Categories: Equipment Specific Videos, Maintenance & Operations, Hand Safety

Length: 7 minutes

© 2004

4748

Categories: Chemical Safety, Maintenance & Operations

Length: 18 minutes

© 2011



Asbestos Awareness ^{ES}

Before the negative health effects of asbestos were fully understood, this hazardous substance was used in thousands of products and building materials. And asbestos-containing materials can be found in many buildings even today. Employees such as custodial, engineering, and maintenance staff need to understand the health risks associated with asbestos, be able to recognize asbestos hazards in their workplace, and know what to do to protect themselves and others from exposure to asbestos. This video provides employees with this important information, and also helps employers comply with the training requirements of the OSHA Asbestos Standard.

Topics covered include: asbestos: miracle and menace; the health effects of asbestos; thermal system insulation; sprayed-on materials, floor, and ceiling tiles; protective equipment and safe work practices.



Chain Saw Safety

Public works and other occupations often use chain saws in tree trimming, landscaping maintenance, brush control, and home use. There are many risks involved requiring proper instructions on safe procedures.



Garage Repair Shop Safety

The repair shop has just about every hazard you can imagine due to the wide variety of work that's performed there. This video is great for informing new employees what to expect and also for experienced employees to remind them of the many hazards they face and the steps they can take to prevent injury.

Topics Include: PPE, electrical safety, chemical safety, and back injury prevention. It contains a wealth of information from around the shop.



Safe Operation and Use of All-Terrain Vehicles

All-terrain vehicles, popularly known as ATVs or four-wheelers, were originally designed for recreation, but many companies have found their mobility and adaptability to workplace applications ideal for use on their premises. While most people think of ATVs as mere toys, they are not toys. Riders must know and understand the basic safe operating skills needed to ride them safely. ATVs can be useful around the facility, but unsafe operation can lead to serious injury or even death. This video discusses the safe operating procedures that must be followed to avoid injuries while riding an all-terrain vehicle.



Safe Operation and Use of All-Terrain Vehicles (Concise)

All-terrain vehicles, popularly known as ATVs or four-wheelers, were originally designed for recreation, but many companies have found their mobility and adaptability to workplace applications ideal for use on their premises. While most people think of ATVs as mere toys, they are not toys. Riders must know and understand the basic safe operating skills needed to ride them safely. ATVs can be useful around the facility, but unsafe operation can lead to serious injury or even death. This video discusses the safe operating procedures that must be followed to avoid injuries while riding an all-terrain vehicle.

3065

Categories: Chemical Safety, Maintenance & Operations

Length: 19 minutes

© 2016

3173

Categories: Equipment Specific Videos, Maintenance & Operations, Utility Safety

Length: 13 minutes

© 2001

4769

Categories: School Safety, Maintenance & Operations

Length: 15 minutes

© 2015

3232

Categories: Equipment Specific Videos, Driving Safety, Maintenance & Operations

Length: 14 minutes

© 2006

4839

Categories: Equipment Specific Videos, Driving Safety, Maintenance & Operations

Length: 8 minutes

© 2006



High-Impact Maintenance Safety (Concise) ^{ES}

Attitudes often make the difference between life and death when maintenance workers confront dangerous hazards on the job. Because these workers must perform job tasks close to moving machinery, chemicals and electricity, they must adopt good personal safety attitudes. Versatility may be the most important attribute of the maintenance man, but it also places him in a variety of dangerous situations. The video shows re-enactments of eleven actual accidents suffered by these employees and offers the lessons to be learned from them.

1406

Categories: Maintenance & Operations, High-Impact

Length: 5 minutes

© 1994



High-Impact Metal Working Safety (Non-Graphic)

This program re-creates ten industrial accidents involving heavy machinery and metal work to illustrate the necessity of following proper safety procedures and maintaining a good safety sense. The program participant will learn how to safely operate brake presses, grinders, metal cutting shears and other machines; Machine actions and hazards; PPE and correct attire; Safe operating procedures; Mental concentration, avoid short-cuts.

2433

Categories: Equipment Specific Videos, Maintenance & Operations, High-Impact

Length: 19 minutes

© 2013

Martin Lesperance



Accidents Aren't Just One of Those Things

With two years of experience as a firefighter and paramedic, Martin Lesperance has treated thousands of injuries and medical emergencies that have resulted from the poor choices and decisions people make every day. As a best-selling author and popular safety speaker, Martin takes his experiences and molds them into entertaining and thought-provoking safety presentations. In this program, Martin addresses many important safety issues that all employees need to hear.



Stop and Think

Stop and Think! — A powerful, attention-grabbing new meeting opener by Aurora Pictures. 4-1/2 minutes of dramatic injury re-enactments in a variety of work settings hold the viewer's attention. Whether it's distractions, being in a hurry, or just not paying attention, we can all relate to the causes of these mishaps. Stop and Think carries a message that is simple, yet important to our safety: Sometimes all it takes to prevent an injury is for each of us to take a moment to stop — and think.



Injuries Don't Take Holidays

While the holiday season should be a joyous time enjoyed with your family, needless tragedies occur all too often because holiday hazards are ignored. Fire hazards posed by cooking, candles, Christmas trees, and careless smoking are frequently neglected. People often forget about the dangers of driving in wintry conditions or under the influence of alcohol during this time of year.

In this video, EMT/firefighter/best-selling author Martin Lesperance discusses the safety precautions people must take to prevent injuries and deaths during the winter holidays. Martin also recalls real stories of emergencies he has attended to make the point that injuries don't take holidays.



Accidents Aren't Just One of Those Things (Concise)

With 2 years of experience as a firefighter and paramedic, Martin Lesperance has treated thousands of injuries and medical emergencies that have resulted from the poor choices and decisions people make every day. As a best-selling author and popular safety speaker, Martin takes his experiences and molds them into entertaining and thought-provoking safety presentations. In this program, Martin addresses many important safety issues that all employees need to hear.



Think and Be Safe

While working as a paramedic and firefighter, Martin Lesperance frequently hears injury victims say "I just wasn't thinking" or "I didn't think." If not thinking causes their pain and suffering, then thinking about safety could prevent their pain, suffering and possibly even death. In this new live presentation, Martin uses his on-the-job experiences to show that taking a moment to think and act on safety can make a huge difference in our lives and the lives of our families.

3194

Categories: Attitude, Behavior Based Safety, Martin Lesperance

Length: 22 minutes
© 2001

3202

Categories: Meeting Openers, Martin Lesperance

Length: 5 minutes
© 2003

3207

Categories: Winter / Holiday Safety, Off Job Safety, Martin Lesperance

Length: 19 minutes
© 2001

3220

Categories: Attitude, Behavior Based Safety, Martin Lesperance

Length: 12 minutes
© 2001

3609

Categories: Attitude, Martin Lesperance

Length: 18 minutes
© 200



Injuries Don't Take Holidays (Concise)

While the holiday season should be a joyous time enjoyed with your family, all too often needless tragedies occur because holiday hazards are ignored. Fire hazards posed by cooking, candles, Christmas trees and careless smoking are frequently neglected. People often forget about the dangers of driving in wintry conditions or under the influence of alcohol during this time of year.

In this video, EMT/firefighter/best-selling author Martin Lesperance discusses the safety precautions people must take to prevent injuries and deaths during the winter holidays. Martin also recalls real stories of emergencies he has attended to make the point that injuries don't take holidays.



First Aid: Until Help Arrives

Your employees never know when they'll have to respond to an injured co-worker, so it is crucial that they know what to do until help arrives. First aid, as well as knowing what to do and knowing what not to do in an emergency, can greatly reduce the extent of a person's injuries and can even save his or her life. In this program, best-selling author/EMT Martin Lesperance shares experiences and tips he's learned from 25 years of working in emergency services while showing viewers how to respond in a variety of emergency situations.



Take Safety Home: Preventing Off-Job Injuries

After working 25 years as a firefighter and paramedic, Martin Lesperance has treated thousands of injuries and medical emergencies. Now retired, Martin is a popular safety speaker, sharing his experiences with workers in order to prevent injuries. As a former EMT, Martin knows that the majority of injuries occur off the job and conducted this presentation in front of a live audience to encourage all workers to "take safety home."



Think and Be Safe (Concise)

While working as a paramedic and firefighter, Martin Lesperance frequently hears injury victims say "I just wasn't thinking" or "I didn't think." If not thinking causes their pain and suffering, then thinking about safety could prevent their pain, suffering and possibly even death. In this new live presentation, Martin uses his on-the-job experiences to show that taking a moment to think and act on safety can make a huge difference in our lives and the lives of our families.



First Aid: Until Help Arrives (Concise)

Your employees never know when they'll have to respond to an injured co-worker, so it is crucial that they know what to do until help arrives. First aid, as well as knowing what to do and knowing what not to do in an emergency, can greatly reduce the extent of a person's injuries and can even save his or her life. In this program, best-selling author/EMT Martin Lesperance shares experiences and tips he's learned from 25 years of working in emergency services while showing viewers how to respond in a variety of emergency situations.



Take Safety Home: Preventing Off-Job Injuries (Concise)

After working 25 years as a firefighter and paramedic, Martin Lesperance has treated thousands of injuries and medical emergencies. Now retired, Martin is a popular safety speaker, sharing his experiences with workers in order to prevent injuries. As a former EMT, Martin knows that the majority of injuries occur off the job and conducted this presentation in front of a live audience to encourage all workers to "take safety home."

3829

Categories: Winter / Holiday Safety, Off Job Safety, Martin Lesperance

Length: 12 minutes
© 2001

3832

Categories: First Aid, Martin Lesperance

Length: 20 minutes
© 2008

3903

Categories: Off Job Safety, Martin Lesperance

Length: 20 minutes
© 2009

3933

Categories: Attitude, Martin Lesperance

Length: 10 minutes
© 2007

3934

Categories: First Aid, Martin Lesperance

Length: 9 minutes
© 2008

3956

Categories: Off Job Safety, Martin Lesperance

Length: 10 minutes
© 2009



A Safe Hand is a Winning Hand

This meeting opener from Martin Lesperance points out the many ways we can injure our hands by being complacent and not being aware of our movements.



Tick Bite Prevention and Response

If you spend time in the outdoors in North America, you stand a good chance of having a tick attaching itself to your body and feeding on you. The result of this tick bite could be a serious disease such as Lyme Disease or Rocky Mountain Spotted Fever.

In this program, EMT/Firefighter/Best-Selling Author Martin Lesperance stresses the importance of early treatment of tick bites and precautions for preventing them in the first place. It's important to note that throughout Canada and the U.S, areas that were once low risk for tick bites have become high risk, so everyone in North America can benefit from the information presented in this program.

Topics include: various types of ticks and where they live; how ticks spread diseases; lyme Disease; rocky mountain spotted fever; preventing tick bites; tick removal.



Driver Distraction: A Main Cause of Collisions

Martin Lesperance explores how easy it is to be distracted while behind the wheel and the all too frequent devastating effects.



Protect Your Head: You May Need It

Just playing it safe isn't enough to prevent head injuries, the leading cause of death due to trauma. Martin Lesperance lays out the tragic consequences of a friend's son who suffered a debilitating brain injury at work because he refused to wear head protective gear.



Don't Slip When Getting In or Out of a Vehicle

Martin Lesperance gives tips to getting in and out of a car safely when there's nowhere to park but near a dangerous patch of ice.



Statistics Are People

A death is a tragedy to those close to the deceased, but often it's just a statistic to others. But Martin Lesperance admonishes us to see the human stories behind the numbers that we so often quickly forget in order to live safer.

4045

Categories: Meeting Openers, Martin Lesperance
Length: 4 minutes
© 2011

4876

Categories: Employee Health, First Aid, Martin Lesperance
Length: 16 minutes
© 2017

4893

Categories: Driving Safety, Meeting Openers, Martin Lesperance
Length: 4 minutes
© 2010

4895

Categories: Personal Protective Equipment, Meeting Openers, Martin Lesperance
Length: 4 minutes
© 2010

4896

Categories: Meeting Openers, Winter / Holiday Safety, Martin Lesperance
Length: 4 minutes
© 2010

4897

Categories: Meeting Openers, Martin Lesperance
Length: 3 minutes
© 2010



Always Think of the Repercussions of Your Actions

For any activity, in work or life, take a second or two to think about your safety, says Martin Lesperance. Or else you may end up like the grown man who electrocuted himself trying to lure a cat from a power line.



Road Rage: You Never Know Who or Where the Nuts Are

Martin Lesperance explains it's not worth risking violence or even death due to a chance encounter with an anger-prone driver or nut case on the road. Don't become involved in confrontations with someone who infuriates you on the road, best just to let it go.



Lift With Care to Protect Your Back

No matter how old you are, do your back a solid and lift heavy objects with your back's future in mind. Martin Lesperance provides simple tips for lifting heavy objects without causing back injuries or problems down the road.



You Don't Have to Fall From a Great Height to Be Hurt

Falling off a stepladder while putting the Christmas lights can be just as dangerous or lethal as falling from a ten-story construction crane. Take precaution from any height. Presented by Martin Lesperance.



Horoscopes and Safety

Your safety depends on the decisions you and your co-workers make, not luck, chance or the alignment of the stars. Presented by Martin Lesperance.



Driving and Sleeping Don't Mix

Falling asleep behind the wheel, even for a second, is a sure sign that you must pull off the road immediately and do whatever it takes to prevent fatalities. Presented by Martin Lesperance.

4898

Categories: Meeting Openers, Martin Lesperance, Behavior Based Safety
Length: 2 minutes
© 2010

This program is a microlearning.

4899

Categories: Driving Safety, Meeting Openers, Martin Lesperance
Length: 3 minutes
© 2010

4900

Categories: Back Care, Meeting Openers, Martin Lesperance
Length: 4 minutes
© 2010

4901

Categories: Fall Protection / Prevention, Meeting Openers, Martin Lesperance
Length: 3 minutes
© 2010

This program is a microlearning.

4902

Categories: Behavior Based Safety, Meeting Openers, Martin Lesperance
Length: 2 minutes
© 2010

This program is a microlearning.

4903

Categories: Driving Safety, Meeting Openers, Martin Lesperance
Length: 4 minutes
© 2010



A Crocodile Is Like a Machine

Crocs injure people without a care in the world, just like a dangerous machine in the workplace. Martin Lesperance recommends thinking of a moving machine part like a crocodile's open mouth to keep you safe.



Animals in the Road

Martin Lesperance provides simple steps to take while behind the wheel in order to prevent an animal from crashing through your windshield or causing you to lose control of your vehicle.



Arrogance and Safety Don't Mix

Sometimes, younger workers think they know more about job safety than they actually do, while older workers sometimes grow stubborn and buck the safety rules because they've been around for so long. Both bad attitudes towards safety get people injured, or worse, says Martin Lesperance.



Tragedies Make Us Safer

Martin Lesperance lists the disasters and deaths that have brought about essential safety tools like smoke detectors and seat belts, showing us that safety procedures at work are never done without a reason.



Use Caution in Tight Spaces 🕒

If you find yourself in a confined space where rescuing you after an injury would be extremely difficult, whether an underground cave or a backyard septic tank, follow the safety procedures already in place. Presented by Martin Lesperance.



Pay Attention to Warning Labels 🕒

Safety labels are there for a reason. And reading the label before using a new product or tool can make the difference between life and death. Presented by Martin Lesperance.

4905

Categories: Meeting Openers,
Martin Lesperance

Length: 2 minutes

© 2010

4906

Categories: Driving Safety,
Meeting Openers,
Martin Lesperance

Length: 4 minutes

© 2010

4907

Categories: Attitude,
Meeting Openers,
Martin Lesperance

Length: 4 minutes

© 2010

4908

Categories: Meeting Openers,
Martin Lesperance

Length: 3 minutes

© 2010

4909

Categories: Meeting Openers,
Confined Space Entry,
Martin Lesperance

Length: 2 minutes

© 2010

🕒 This program is a microlearning.

4910

Categories: Chemical Safety,
Meeting Openers,
Martin Lesperance

Length: 2 minutes

© 2010

🕒 This program is a microlearning.



A Man Killed Two Young Girls

Martin Lesperance tells a harrowing story about a driver that caused a collision that killed two young girls due to his lack of concern for public safety, a reminder to be responsible and conscientious of others — safety whenever you get behind the wheel.



Bear Safety Awareness 🗣️

Bear sightings throughout North America have been on the rise in recent years due to a thriving bear population. Because this population has been expanding so rapidly, it has increased the possibility of encountering a bear in most areas of the U.S. and Canada. While bear attacks are uncommon, it is important that you know and follow basic precautions when you are in areas that bears are known to inhabit.

In this program, EMT/firefighter/best-selling author Martin Lesperance reviews the safeguards that should be taken to prevent bear attacks, as well as the reactionary measures to take should an attack occur.

Topics include: traits and characteristics of bears, signs of bear presence, food sources, staying out of bear trouble, how to react to defensive and non-defensive attacks, how to properly use bear spray, precautions to take while camping and hunting.



Take Action Against Distraction: Staying Focused to Avoid Injury 🗣️

We all are aware of the dangers of distracted driving, but there are other activities we engage in that demand our full attention to avoid accidents and injuries. Many people are hurt or killed when they become distracted while working or walking. Distraction has taken and destroyed a lot of lives and it will continue to do so, but we don't have to let this happen; we can do something about it. In this program, EMT/Firefighter/Best-Selling Author Martin Lesperance discusses various types of distractions and the actions we can take to prevent our attention from being diverted from the task at hand.

Topics include: maintaining concentration, avoiding distracting other people, fixing dangerous situations, distracted walking, the four types of distracted driving, making a conscious effort to avoid distractions and avoiding fatigue.



Take Action Against Distraction: Staying Focused to Avoid Injury (Concise) 🗣️

We all are aware of the dangers of distracted driving, but there are other activities we engage in that demand our full attention to avoid accidents and injuries. Many people are hurt or killed when they become distracted while working or walking. Distraction has taken and destroyed a lot of lives and it will continue to do so, but we don't have to let this happen; we can do something about it. In this program, EMT/Firefighter/Best-Selling Author Martin Lesperance discusses various types of distractions and the actions we can take to prevent our attention from being diverted from the task at hand.

Topics include: maintaining concentration, avoiding distracting other people, fixing dangerous situations, distracted walking, the four types of distracted driving, making a conscious effort to avoid distractions and avoiding fatigue.

4911

Categories: Driving Safety,
Meeting Openers,
Martin Lesperance

Length: 3 minutes

© 2010

4912

Categories: Off Job Safety,
Martin Lesperance,
Specialized Safety

Length: 26 minutes

© 2017

4993

Categories: Driving Safety,
Pedestrian Safety,
Martin Lesperance

Length: 15 minutes

© 2018

4994

Categories: Driving Safety,
Pedestrian Safety,
Martin Lesperance

Length: 9 minutes

© 2018

Materials Handling



To the Point About: Handling Materials Safely ^{ES}

Handling materials safely, whether by lifting and carrying objects by yourself or by moving them with mechanical devices such as hand trucks and forklifts, doesn't have to be difficult, but it does require effort and a good safety attitude.

This program discusses the safe work practices workers must follow to prevent injuries and property damage while transporting loads throughout the workplace.

Topics include: personal protective equipment; lifting loads safely; safe lifting techniques; carrying and setting down loads; hand trucks, carts, and dollies; handling pallets safely; safe use of pallet jacks; and forklifts.

4889

Categories: Materials Handling, To the Point Series

Length: 13 minutes
© 2017



Move It Safely: Avoiding Injury While Moving Materials ^{ES}

Two of the main causes of injuries to material handling workers are attempting to show-off to their co-workers, and not wanting to take time to get the proper equipment or ask for help. This leads to workers struggling to lift and carry materials which are too heavy to be moved safely. In order to move objects safely, employees must be well trained in safe material handling techniques while also maintaining the proper attitude and state of mind to use their training each time they lift or move an object. This program discusses the techniques, precautions, and safe work practices employees should follow so that when an object must be moved, they can "move it safely."

Topics include: preparing to move a load, manual lifting techniques, use of hand trucks, carts and dollies, and handling pallets safely.

4398

Categories: Materials Handling

Length: 20 minutes
© 2013



Move It Safely: Avoiding Injury While Moving Materials (Concise) ^{ES}

Two of the main causes of injuries to material handling workers are attempting to show-off to their co-workers, and not wanting to take time to get the proper equipment or ask for help. This leads to workers struggling to lift and carry materials which are too heavy to be moved safely. In order to move objects safely, employees must be well trained in safe material handling techniques while also maintaining the proper attitude and state of mind to use their training each time they lift or move an object. This program discusses the techniques, precautions, and safe work practices employees should follow so that when an object must be moved, they can "move it safely."

Topics include: preparing to move a load, manual lifting techniques, use of hand trucks, carts and dollies, and handling pallets safely.

4399

Categories: Materials Handling

Length: 10 minutes
© 2013



Materials Handling Safety ^{ES}

This video program provides the information employees need to work safely when handling and moving various types of materials. Many employees feel that moving and handling materials that they work with every day is an ordinary task, not something that they really need to be concerned about. Yet there are hundreds of thousands of materials handling accidents every year from small splinters, cuts or scrapes to crushed fingers, hands and feet, even deaths.

Areas covered in the course include: types of potential hazards; planning a job; personal protective equipment; proper lifting and moving techniques; other ergonomic considerations; hand trucks, carts, and pallet trucks; mechanical lifting devices; and more.

3322

Categories: Materials Handling

Length: 18 minutes
© 2017



Loading Dock Safety ^{ES}

A loading dock can be a very busy place. It's an area where trucks, trailers, workers, and materials handling equipment all come together, loading and unloading, lifting and carrying, and positioning and stacking. A loading dock full of hustle and bustle is a sign of a healthy business, but these conditions also increase hazards and cause a tragic number of injuries and fatalities every year. Employees need to understand the hazards that they can encounter while working on a loading dock and know the equipment and safe practices they should use to avoid them. This program reminds employees that they can prevent accidents and injuries on loading docks by using appropriate equipment and following safe work practices.

Topics include staying alert on loading docks; preventing slips, trips, and falls; docking transport vehicles; securing docked vehicles; trailer tipover/early departure; and operating forklifts and motorized pallet jacks safely.

5090

Categories: Materials Handling

Length: 17 minutes
© 2019



Warehouse Safety ^{ES}

This video program helps employees to stay safe by identifying the specific hazards they can encounter while working in a warehouse, and providing them with the practical procedures that they can use to avoid them. Warehouses are very busy places and that can give rise to a lot of hazardous situations. Every year, thousands of warehouse workers are injured on the job, and more fatalities occur in warehouses than in most other workplaces as well. But it doesn't have to be that way. To protect themselves against accidents, employees need to meet warehouse hazards head on by being safety minded.

Areas that are covered include: warehouse safety fundamentals, materials handling basics, storing and stocking pallets, working safely with forklifts, working safely on loading docks, and more.

4775

Categories: Materials Handling

Length: 17 minutes
© 2015



To the Point About: The Safe Use of Compressed Gas Cylinders ^{ES}

Flammable or toxic contents, corrosive substances, gas leaks, unsafe transporting and handling techniques, improper hook up, and incorrect storage are all potential causes of injury and property damage related to compressed gas cylinders. Because of these dangers, workers who handle these containers must make it a point to remain focused on their job and take all necessary precautions to avoid mishaps.

This program discusses the safe work practices that should be followed when handling, transporting, securing, and storing compressed cylinders.

Topics include: personal protective equipment; labels and Safety Data Sheets; transporting, placing and securing cylinders; proper hook up; leaks; cylinder storage.

5005

Categories: Materials Handling, To the Point Series, Welding Safety

Length: 11 minutes
© 2018



Working Safely With Compressed Gas Cylinders ^{ES}

Safety must be a worker's number one priority when handling, using, and storing compressed gas cylinders. They present some very specific hazards that can be the source of serious injury. With the average cylinder weighing about eight pounds, unsafe handling techniques result in thousands of sprains, strains, bruises, and broken bones each year. In addition, various contents of gas cylinders can pose additional hazards: flammable or explosive gases, substances that displace breathable air, or create a toxic atmosphere or gases that may be corrosive or toxic to the skin and eyes. This safety training video reviews the safe work practices that can help workers prevent injuries and property damage when working with or around compressed gas cylinders.

Topics include: preparing to handle cylinders, safe transportation and handling, securing cylinders, proper hook up, testing for leaks, cylinder storage.

4848

Categories: Chemical Safety, Materials Handling, Welding Safety

Length: 17 minutes
© 2017



Working Safely With Compressed Gas Cylinders
(Concise) ES

Safety must be a worker’s number one priority when handling, using, and storing compressed gas cylinders. They present some very specific hazards that can be the source of serious injury. With the average cylinder weighing about eight pounds, unsafe handling techniques result in thousands of sprains, strains, bruises, and broken bones each year. In addition, various contents of gas cylinders can pose additional hazards: flammable or explosive gases, substances that displace breathable air, or create a toxic atmosphere or gases that may be corrosive or toxic to the skin and eyes. This safety training video reviews the safe work practices that can help workers prevent injuries and property damage when working with or around compressed gas cylinders.

Topics include: preparing to handle cylinders, safe transportation and handling, securing cylinders, proper hook up, testing for leaks, cylinder storage.



Compressed Gas Cylinders

In today’s work environments, compressed gas is used for many things – refrigeration, welding, heating, and a number of other functions. Compressed gases can be dangerous, and employees who work with them need to know how to handle them properly. This safety video provides the information employees need to work safely when handling and using these materials.

Areas covered in the program include: hazards associated with compressed gases, moving and transporting cylinders safely, positioning cylinders properly, proper hook-up procedures, safe storage practices, storage incompatibilities.



Handling Compressed Gas Cylinders – Laboratory


This laboratory environment focused video, Handling Compressed Gas Cylinders; provides the information employees need to work safely when handling and using these materials.

Areas covered in the program include: Hazards associated with compressed gases, Moving and transporting cylinders safely, Positioning cylinders properly, Proper hook-up procedures, Safe storage practices, Storage “incompatibilities.”



Operating Reach Trucks Safely ES

Reach trucks are a critical part of many material handling operations, as they can move loads of material smoothly and efficiently in areas too tight for traditional forklifts. As useful, powerful, and critical as they have become, reach trucks can also be dangerous when operated in an unsafe manner. This program discusses common hazards presented by the operation of reach trucks, and how to control those hazards through safe operating techniques.



Operating Reach Trucks Safely (Concise) ES

Reach trucks are a critical part of many material handling operations, as they can move loads of material smoothly and efficiently in areas too tight for traditional forklifts. As useful, powerful, and critical as they have become, reach trucks can also be dangerous when operated in an unsafe manner. This program discusses common hazards presented by the operation of reach trucks, and how to control those hazards through safe operating techniques.

4849

Categories: Chemical Safety,
Materials Handling,
Welding Safety

Length: 10 minutes

© 2017

4797

Categories: Chemical Safety,
Materials Handling

Length: 18 minutes

© 2016

3060

Categories: Materials Handling,
Laboratory Safety

Length: 12 minutes

© 2000

3663

Categories: Equipment Specific
Videos,
Materials Handling,
Forklift Safety

Length: 18 minutes

© 2005

3962

Categories: Equipment Specific
Videos,
Materials Handling,
Forklift Safety

Length: 9 minutes

© 2005



Operating Electric Pallet Jacks Safely ES

Electric pallet jacks, often called pallet trucks, are designed for lifting and transporting palletized materials over relatively short distances. They come in many different types and styles and are vital to daily operations in today’s industry. Even though they seem simple to use, they can be very dangerous when used by an untrained operator or in an unsafe manner. This program discusses how to safely operate electric-powered pallet jacks so operators can deliver their loads while avoiding injury and property damage.



Operating Electric Pallet Jacks Safely (Concise) ES

Electric pallet jacks, often called pallet trucks, are designed for lifting and transporting palletized materials over relatively short distances. They come in many different types and styles and are vital to daily operations in today’s industry. Even though they seem simple to use, they can be very dangerous when used by an untrained operator or in an unsafe manner. This program discusses how to safely operate electric-powered pallet jacks so operators can deliver their loads while avoiding injury and property damage.



Operating Order Selectors Safely ES

Order selectors, sometimes called order pickers, allow us to move materials, supplies and merchandise to and from storage areas more efficiently than ever before. Like all other powered industrial trucks, they can be extremely hazardous if safe work practices are not followed. This program examines some common hazards posed by the operation of order selectors and how to control these hazards through safe operating practices.



Operating Order Selectors Safely (Concise)

Order selectors, sometimes called order pickers, allow us to move materials, supplies, and merchandise to and from storage areas more efficiently than ever before. Like all other powered industrial trucks, they can be extremely hazardous if safe work practices are not followed. This program examines some common hazards posed by the operation of order selectors, and how to control these hazards through safe operating practices.



Order Picker Safety

This program meets OSHA’s revised standard, which calls for equipment-specific training. Commonly used in a warehouse setting, this piece of equipment involves a unique hazard due to its high center of gravity and potential for employee falls when in an elevated position.

Topics include: how to operate truck, performing proper inspections, fall protection, and evaluating operator skill level.



Battery Charging Safety

This important program addresses safety precautions in handling batteries on forklifts and powered pallet jacks. Examines personal protective equipment use and general safety rules when engaging in electric battery charging operations.

3380

Categories: Equipment Specific
Videos,
Materials Handling,
Forklift Safety

Length: 15 minutes

© 2005

3661

Categories: Equipment Specific
Videos,
Materials Handling,
Forklift Safety

Length: 11 minutes

© 2005

3440

Categories: Equipment Specific
Videos,
Materials Handling,
Forklift Safety

Length: 15 minutes

© 2005

3963

Categories: Equipment Specific
Videos,
Materials Handling,
Forklift Safety

Length: 9 minutes

© 2005

3347

Categories: Equipment Specific
Videos,
Materials Handling,
Forklift Safety

Length: 9 minutes

© 2006

4754

Categories: Forklift Safety,
Materials Handling

Length: 10 minutes

© 2015



Roll Stock: Handling, Damage Prevention and Safety

The focus of this two-part video is roll stock (paper) damage prevention and safety. Tips from experienced operators and real experiences enhance the delivery of key messages to operators handling roll stock.

Topics include: damage reduction tips, dock locks and wheel chocking, pedestrians and visibility, inspecting and loading trailers and box cars, as well as a summary of seven tips to live by.



Reach Truck Safety ^{ES}

Reach trucks, also known as narrow aisle trucks, are designed to operate in warehouses with narrow aisles. These trucks have some things in common with standard sit down forklifts, but also have some unique features that need to be taken into account in order to operate safely. This program covers pre-shift inspections, load capacities, basic safe operating procedures, turning and lifting, and engineering principles.



Dangerous Goods for Aviation

Dangerous goods, restricted articles, hazardous materials — they are all different names for the same thing — items that may endanger the safety of an aircraft or persons on board the aircraft. Obviously, a short training program can't cover every single item that may present a hazard on board an aircraft, but this program can and will provide you valuable guidance. Common items such as batteries, dry ice, and others are discussed as well as what can and cannot be taken aboard the aircraft, what can only be taken as a carry-on item and what can only be stowed as baggage. It's important that everyone on your crew knows these particulars and are able to pass along this information to travelers.



Walkie Stacker Safety ^{ES}

Great video for this unique piece of equipment.

Topics include: safe operating procedures, engineering principles, controls and much more. Comprehensive and complete training.

4426

Categories: Forklift Safety, Materials Handling

Length: 21 minutes
© 2003

4204

Categories: Equipment Specific Videos, Forklift Safety, Materials Handling

Length: 15 minutes
© 2019

4266

Categories: Materials Handling, Aviation

Length: 17 minutes
© 2013

3209

Categories: Materials Handling, Forklift Safety

Length: 8 minutes
© 2003

Meeting Openers



Will You Be Here Tomorrow?

This eye-opening four-minute meeting opener will capture your employees' attention and show them just how easily workplace injuries can happen. Features 10 graphic accident re-creations with actual worker testimony to set the tone for your next safety meeting.



Widow Maker

This seven-minute meeting opener focuses on the saga of John Spencer, a maintenance worker dedicated to safety. In fact, he had just won the monthly safety award at his plant. Unfortunately, John was killed at work before receiving the award after taking a shortcut.



Think About This!

This five-minute meeting opener uses graphic accident re-enactments set to music to force your employees to think about the consequences of unsafe acts. Viewers will be ready to devote their full attention to the upcoming training topic after watching this thought-provoking video.



It Only Takes a Second ^{ES}

Viewers won't forget the powerful accident re enactments and dramatic consequences illustrated in this motivational video. It's a great meeting opener for any safety topic! This program makes you think safety. See why this is most popular safety video available!



Life is for Living

This video is designed to open or close employee safety meetings and help focus the viewer's attention on the long-term consequences of injuries. It also illustrates how seemingly minor actions can lead to serious injuries. A wide variety of dramatic mishaps are powerfully illustrated, such as traffic crashes, slips and falls, hand injuries, back injuries, eye injuries, and electrical mishaps. The powerful conclusion will leave a lasting impression on viewers.



Stop and Think ^{ES}

This powerful, attention-grabbing meeting opener features 4-1/2 minutes of dramatic injury re-enactments in a variety of work settings. Whether it's distractions, being in a hurry, or just not paying attention, we can all relate to the causes of these mishaps. This video program carries a message that is simple, yet important to our safety — sometimes all it takes to prevent an injury is for each of us to take a moment to stop, and think.

1823

Categories: Meeting Openers, High-Impact

Length: 4 minutes
© 1998

1919

Categories: Meeting Openers

Length: 7 minutes
© 1999

1932

Categories: Meeting Openers

Length: 5 minutes
© 1999

3019

Categories: Meeting Openers

Length: 3 minutes
© 2000

3116

Categories: Meeting Openers

Length: 3 minutes
© 2001

3202

Categories: Meeting Openers, Martin Lesperance

Length: 5 minutes
© 2003



Thank You ES

Everyone needs positive reinforcement. In this unique four-minute presentation, friends and family members say thank you to the employees who have helped keep their loved ones safe by correcting hazards, speaking up about unsafe acts, and participating in the company's safety program. This upbeat safety message will set an optimistic tone for your next safety meeting.



The Birthday Wish ES

This powerful new meeting opener will captivate viewers and focus their attention on safety. Charlie has just turned six years old and his birthday party is in high gear. All that's missing is Charlie's dad, Jim, who is still at work. As Charlie blows out the candles on his cake, he makes one wish: "I wish Dad were here." At work, Jim is assigned a last-minute job that has to be finished. An electrical panel needs work. But Jim doesn't have his lock, so he decides to take a risk and not lock it out. The dramatic, surprise ending to this video sends a powerful and positive safety message that we can all relate to.



Better Late Than Never

This compelling new meeting opener shows how taking a shortcut to save time can have devastating consequences for you and your loved ones. Every Saturday, Ted missed his son Brad's little league baseball games because he had to work. When Brad's team made it to the championship game, Ted promised Brad he'd be there. On the day of the game, Ted had to decide whether to bypass a series of safety rules during a maintenance procedure so he could get to the game on time, or follow the rules and arrive late. Viewers will see how the right choice allowed Ted to see Brad play and how the wrong choice cost him his life.



The First Step ES

This is the story about how one wrong step, one wrong action can change your life forever. Candace Carnahan, a young college student, worked summers at a paper mill in her home town. She had worked at the mill three years and was comfortable with the work and familiar with the environment; so familiar that she thought nothing of taking an often used shortcut: stepping over a conveyor system that ran at floor level. But one day she stepped too short, catching her foot in the conveyor and eventually losing her left leg from the knee down.

Candace dramatically describes this tragedy and the safety lessons she learned from it. Her story will help your employees realize that the first step to not being injured is knowing that you can be injured.

Candace Carnahan can speak in person for your company or event. AP Safety Training can work with you to get this insightful and energizing speaker to help enable a culture of safety.



It Only Takes a Second II ES

This is the sequel to one of the most popular safety videos ever made. This safety video features all new footage of mistakes and bad choices we all too often make. Viewers won't forget the powerful accident re-enactments and dramatic consequences illustrated in this motivational video. It's a great meeting opener for any safety topic. This program makes you think safety.

3250

Categories: Meeting Openers
Length: 5 minutes
© 2004

3284

Categories: Meeting Openers
Length: 8 minutes
© 2005

3567

Categories: Meeting Openers
Length: 5 minutes
© 2004

3835

Categories: Meeting Openers, Attitude, True Safety Stories
Length: 5 minutes
© 2008

3887

Categories: Meeting Openers
Length: 4 minutes
© 2009



A Safe Hand is a Winning Hand

This meeting opener from Martin Lesperance points out the many ways we can injure our hands by being complacent and not being aware of our movements.



I Can't Get No Traction

This upbeat music video spotlights common slip, trip, and fall hazards in unique and entertaining fashion. Inspired by the Rolling Stones tune, "Satisfaction," the custom lyrics to this music video provide a warning to those workers who move about the workplace in an unsafe manner. The program features a variety of realistic slip, trip, and fall stunts that teach memorable lessons on distracted walking, running, poor housekeeping, improper ladder use, spills, moving equipment, and wearing improper footwear.



Driver Distraction: A Main Cause of Collisions

Martin Lesperance explores how easy it is to be distracted while behind the wheel and the all too frequent devastating effects.



It Was An Accident: Just One of Those Things

All too often a tragedy is described as an "accident." Martin Lesperance helps us realize they are most always preceding causes or factors or hazards that, if recognized, could have prevented the incident from occurring.



Protect Your Head: You May Need It

Just playing it safe isn't enough to prevent head injuries, the leading cause of death due to trauma. Martin Lesperance lays out the tragic consequences of a friend's son who suffered a debilitating brain injury at work because he refused to wear head protective gear.



Don't Slip When Getting In or Out of a Vehicle

Martin Lesperance gives tips to getting in and out of a car safely when there's nowhere to park but near a dangerous patch of ice.

4045

Categories: Meeting Openers, Martin Lesperance
Length: 4 minutes
© 2011

4279

Categories: Fall Protection / Prevention, Meeting Openers
Length: 4 minutes
© 2012

4893

Categories: Driving Safety, Meeting Openers, Martin Lesperance
Length: 4 minutes
© 2010

4894

Categories: Meeting Openers
Length: 4 minutes
© 2010

4895

Categories: Personal Protective Equipment, Meeting Openers, Martin Lesperance
Length: 4 minutes
© 2010

4896

Categories: Meeting Openers, Winter / Holiday Safety, Martin Lesperance
Length: 4 minutes
© 2010



Statistics Are People

A death is a tragedy to those close to the deceased, but often it's just a statistic to others. Martin Lesperance admonishes us to see the human stories behind the numbers that we so often quickly forget in order to live safer.



Always Think of the Repercussions of Your Actions

For any activity, in work or life, take a second or two to think about your safety, says Martin Lesperance. Or else you may end up like the grown man who electrocuted himself trying to lure a cat from a power line.



Road Rage: You Never Know Who or Where the Nuts Are

Martin Lesperance explains it's not worth risking violence or even death due to a chance encounter with an anger-prone driver or nutcase on the road. Don't become involved in confrontations with someone who infuriates you on the road — best just to let it go.



Lift With Care to Protect Your Back

No matter how old you are, do your back a solid and lift heavy objects with your back's future in mind. Martin Lesperance provides simple tips for lifting heavy objects without causing back injuries or problems down the road.



You Don't Have to Fall from A Great Height to Be Hurt

Falling off a stepladder while putting the Christmas lights can be just as dangerous or lethal as falling from a ten-story construction crane. Take precaution from any height. Presented by Martin Lesperance.



Horoscopes and Safety

Your safety depends on the decisions you and your co-workers make, not luck, chance, or the alignment of the stars. Presented by Martin Lesperance.

4897

Categories: Meeting Openers, Martin Lesperance

Length: 3 minutes

© 2010

4898

Categories: Meeting Openers, Martin Lesperance, Behavior Based Safety

Length: 2 minutes

© 2010

This program is a microlearning.

4899

Categories: Driving Safety, Meeting Openers, Martin Lesperance

Length: 3 minutes

© 2010

4900

Categories: Back Care, Meeting Openers, Martin Lesperance

Length: 4 minutes

© 2010

4901

Categories: Fall Protection / Prevention, Meeting Openers, Martin Lesperance

Length: 3 minutes

© 2010

This program is a microlearning.

4902

Categories: Behavior Based Safety, Meeting Openers, Martin Lesperance

Length: 2 minutes

© 2010

This program is a microlearning.



Driving and Sleeping Don't Mix

Falling asleep behind the wheel, even for a second, is a sure sign that you must pull off the road immediately and do whatever it takes to prevent fatalities. Presented by Martin Lesperance.



It's The Simple Things That Can Hurt Us

Martin Lesperance says the key to safety is to pay attention to the simplest things, as nearly all of the serious injuries or fatalities he witnessed over 25 years as firefighter and paramedic was due to easily avoidable mistakes.



A Crocodile Is Like A Machine

Crocs injure people without a care in the world, just like a dangerous machine in the workplace. Martin Lesperance recommends thinking of a moving machine part like a crocodile's open mouth to keep you safe.



Animals in the Road

Martin Lesperance provides simple steps to take while behind the wheel in order to prevent an animal from crashing through your windshield or causing you to lose control of your vehicle.



Arrogance and Safety Don't Mix

Sometimes, younger workers think they know more about job safety than they actually do, while older workers sometimes grow stubborn and buck the safety rules because they've been around for so long. Both bad attitudes towards safety get people injured, or worse, says Martin Lesperance.



Tragedies Make Us Safer

Martin Lesperance lists the disasters and deaths that have brought about essential safety tools like smoke detectors and seat belts, showing us that safety procedures at work are never done without a reason.

4903

Categories: Driving Safety, Meeting Openers, Martin Lesperance

Length: 4 minutes

© 2010

4904

Categories: Meeting Openers

Length: 2 minutes

© 2010

This program is a microlearning.

4905

Categories: Meeting Openers, Martin Lesperance

Length: 2 minutes

© 2010

4906

Categories: Driving Safety, Meeting Openers, Martin Lesperance

Length: 4 minutes

© 2010

4907

Categories: Attitude, Meeting Openers, Martin Lesperance

Length: 4 minutes

© 2010

4908

Categories: Meeting Openers, Martin Lesperance

Length: 3 minutes

© 2010



Use Caution in Tight Spaces

If you find yourself in a confined space where rescuing you after an injury would be extremely difficult, whether an underground cave or a backyard septic tank, follow the safety procedures already in place. Presented by Martin Lesperance.



Pay Attention to Warning Labels

Safety labels are there for a reason. And reading the label before using a new product or tool can make the difference between life and death. Presented by Martin Lesperance.



A Man Killed Two Young Girls

Martin Lesperance tells a harrowing story about a driver that caused a collision that killed two young girls due to his lack of concern for public safety, a reminder to be responsible and conscientious of others — safety whenever you get behind the wheel.

4909

Categories: Meeting Openers, Confined Space Entry, Martin Lesperance

Length: 2 minutes
© 2010

This program is a microlearning.

4910

Categories: Chemical Safety, Meeting Openers, Martin Lesperance

Length: 2 minutes
© 2010

This program is a microlearning.

4911

Categories: Driving Safety, Meeting Openers, Martin Lesperance

Length: 3 minutes
© 2010

Mine Safety



MSHA Hearing Conservation Employee Training [Concise]

Most mine workers already know the importance of selecting and using personal protective equipment on the job, but there is one hazard that may not be obvious to all of us: noise. While noise cannot be seen and its effects dont cause immediate pain, it can cause serious and dramatic damage to our hearing. We must use hearing protection in areas with high noise levels to prevent permanent injury that affects our lives and the lives of our families indefinitely. This program stresses to miners the importance of wearing hearing protection at all times when working in areas where hazardous noise levels are present.

Topics include: the effects of noise on hearing, the mine operators hearing conservation program, medical surveillance, exposure assessment, and the selection and use of hearing protection.



MSHA Hearing Conservation Employee Training

Most mine workers already know the importance of selecting and using personal protective equipment on the job, but there is one hazard that may not be obvious to all of us: noise. While noise cannot be seen and its effects don't cause immediate pain, it can cause serious and dramatic damage to our hearing. We must use hearing protection in areas with high noise levels to prevent permanent injury that affects our lives and the lives of our families indefinitely. This program stresses to miners the importance of wearing hearing protection at all times when working in areas where hazardous noise levels are present.

Topics include: the effects of noise on hearing, the mine operators' hearing conservation program, medical surveillance, exposure assessment, and the selection and use of hearing protection.



Safe Conveyor Operation

Addresses some of the specific dangers encountered in working around conveyors as they are used in surface mining applications. Cautions about working on a moving conveyor.

Topics include: the dangers of uneven conveyor belt loading, inspection of structural components, conveyor guarding, dangers around bins and hoppers.



Conveyor Maintenance Safety

This video covers the dangers of working on and around conveyors in an active aggregate operation. Reinforced by interviews with on-site supervisors at working aggregate plants.

Topics include: penalties for failure to enforce regulations, dangers of maintenance on a moving conveyor, lockout/tagout procedures for conveyors, shut down and re-start procedure following MSHA regulations, and new employee cautions and orientation.



Rigging and Lifting: Mines and Quarries

Filled with cautions and cures for rigging everything from crusher parts to conveyors, this video tackles some of the unique challenges facing mine maintenance workers. Safely rigging and lifting odd shaped loads is the focus.

Topics include: estimating weight and balance points, rigging to position load, adjustable leg slings, and special rigging hardware.

1577

Categories: Hearing Protection, Mine Safety

Length: 7 minutes
© 2001

3528

Categories: Hearing Protection, Mine Safety

Length: 14 minutes
© 2001

4412

Categories: Equipment Specific Videos, Mine Safety

Length: 12 minutes
© 1993

4420

Categories: Mine Safety, Maintenance & Operations, Equipment Specific Videos

Length: 10 minutes
© 1993

4432

Categories: Mine Safety, Crane Safety

Length: 28 minutes
© 2003



Log Yard: Conveyor Safety

Log yard conveyors are so powerful and effective at moving large volumes of material that we don't even notice them. Power combined with many moving parts can create a hazardous situation.

Topics include: accidents summaries, importance of guards, lockout/tagout, and safety tips.



Haul Truck: Pre-Start Inspection

This program presents a logical approach to pre-shift walk around inspections along with the reasons specific things must be checked before the start of each shift.

Topics include: following a check list; metal fatigue and signs of cracks in critical components; hydraulic dumping mechanism; visual checks, operational system checks, and instrument checks; starting and audio signals prior to moving the machine.



Log Yard: Grapple Front End Loader Safety

Stacking and decking logs with a grapple can lead to dangerous situations in wet or dry log yards. Knowing your machine is only part of maintaining a clean safety record. From loading and unloading rail cars to wet or uneven terrain, the need for safety never takes time off.


Topics include: pre-operational inspection; center of gravity, loading/unloading and binding trailers and rail cars; and safe operating tips.



Log Yard Knuckle Boom Loader Safety

From sorting, stacking and decking to loading and unloading rail cars and trucks, this video reminds log yard knuckle boom loader operators that how they operate their rig affects both productivity and the safety of other personnel.

This videos includes pre-operation inspection, PPE, moving the equipment, work surfaces, load capacities and wet conditions, as well as 10 real-life tips to live by.



Powered Haulage: Night Operations

This program is a dynamic 10-minute video highlighting the special dangers in operating mining equipment after dark to help miners improve safety in mines that are using powered haulage equipment in multiple-shift operations.



Log Yard: General Safety

Many hazards exist in a log yard — some obvious and some not. Real experiences coupled with a visual summary of key safety topics helps all personnel understand and commit to memory the everyday dangers they may encounter.

Topics include: pedestrian safety (tail swing, alarms), equipment blind spots and pinch points, chipper and saw safety issues, and rail car chocking and bump up.



Electric Drive Haul Truck Safety

There are several important differences in handling and braking techniques between direct drive and electric drive trucks. This video is devoted to the safe operation of electric drive haul trucks in a wide variety of mine types and terrain situations.

Topics include: defensive driving, correct use of electric retarders, effects of road grade on speed, poor traction condition, truck reaction and operator response, and correct procedure at dump sites.

4437

Categories: Mine Safety, Log Yard

Length: 13 minutes

© 2003

4438

Categories: Equipment Specific Videos, Mine Safety

Length: 10 minutes

© 2003

4439

Categories: Mine Safety, Log Yard, Equipment Specific Videos

Length: 24 minutes

© 2003

4440

Categories: Mine Safety, Log Yard, Equipment Specific Videos

Length: 19 minutes

© 2003

4441

Categories: Equipment Specific Videos, Mine Safety

Length: 10 minutes

© 2003

4442

Categories: Mine Safety, Log Yard

Length: 14 minutes

© 2003

4443

Categories: Driving Safety, Mine Safety, Equipment Specific Videos

Length: 28 minutes

© 2003



Safe Use of Hydraulic Brakes, Shears and Crushers

How to get the most from your breaker, shear, or crusher while working safely is the point of this visually accurate new video. The technology advances in the design of hydraulic breakers, shears, and crushers used in all types of demolition work has created concerns on the part of equipment owners. This video will help all demolition tool users work more efficiently and safely. There is something for every user of demolition equipment to relate to with the wide variety of scene locations provided.



Emergency Response: Off Road Heavy Haul Trucks ^{ES}

A powerful learning tool designed to test the emergency response knowledge of even the most experienced mine truck operator.

Part 1: Correct use of the retarder, emphasizes need for immediate reaction to emergency situations, speed, control as a means of avoiding emergency situations, effects of sudden weather changes, and emphasis on defensive driving techniques.

Part 2: Stockpile collapse, steering failure, driveshaft failure, transmission failure, and on-board fire.

4444

Categories: Mine Safety

Length: 17 minutes

© 2003

4453

Categories: Emergency Response, Mine Safety, Driving Safety

Length: 33 minutes

© 2003

Off Job Safety



Back to Work, Back to Safety ES

Distraction, falling out of routine, reporting for work exhausted, forgetting about common hazards, not being aware of workplace changes, frustration, poor job planning and organization, depression and mood swings are all common contributors to workplace incidents after spending time away from work. This program explains and illustrates each of these issues through a series of examples, testimonials and incident reenactments. Viewers will learn many valuable safety lessons about the pitfalls workers experience when they return from vacation, extended illness, or other absence.



Back to Work, Back to Safety (Concise) ES

Distraction, falling out of routine, reporting for work exhausted, forgetting about common hazards, not being aware of workplace changes, frustration, poor job planning and organization, depression and mood swings are all common contributors to workplace incidents after spending time away from work. This program explains and illustrates each of these issues through a series of examples, testimonials and incident reenactments. Viewers will learn many valuable safety lessons about the pitfalls workers experience when they return from vacation, extended illness, or other absence.



Take Safety Home: Preventing Off-Job Injuries ES

After working 25 years as a firefighter and paramedic, Martin Lesperance has treated thousands of injuries and medical emergencies. Now retired, Martin is a popular safety speaker, sharing his experiences with workers in order to prevent injuries. As a former EMT, Martin knows that the majority of injuries occur off the job and conducted this presentation in front of a live audience to encourage all workers to “take safety home.”



Take Safety Home: Preventing Off-Job Injuries (Concise) ES

After working 25 years as a firefighter and paramedic, Martin Lesperance has treated thousands of injuries and medical emergencies. Now retired, Martin is a popular safety speaker, sharing his experiences with workers in order to prevent injuries. As a former EMT, Martin knows that the majority of injuries occur off the job and conducted this presentation in front of a live audience to encourage all workers to “take safety home.”



Safe Travel

This video takes a look at situations and conditions that those traveling on business or pleasure should be aware of in order to ensure their personal safety and the safety of their property. A great video for guests or security personnel.



101 Days of Summer Safety (Concise) ES

From the Memorial Day weekend through the Labor Day holiday, we enjoy all types of warm-weather events, but summer is also a critical time for injuries. In fact, more mishaps occur during these 101 days than they do the rest of the entire year. The key to preventing summertime injuries is to utilize the same safe work practices and attitude we use on the job and apply them to our off-job activities.

This video provides a variety of safety tips that will help protect employees from common hazards of the season.

4308

Categories: Attitude, Off Job Safety, Winter / Holiday Safety

Length: 20 minutes

© 2013

4309

Categories: Attitude, Off Job Safety, Winter / Holiday Safety

Length: 10 minutes

© 2013

3903

Categories: Off Job Safety, Martin Lesperance

Length: 20 minutes

© 2009

3956

Categories: Off Job Safety, Martin Lesperance

Length: 10 minutes

© 2009

3634

Categories: Off Job Safety

Length: 12 minutes

© 2007

3926

Categories: Summer Safety, Off Job Safety

Length: 11 minutes

© 2008



101 Days of Summer Safety ES

From the Memorial Day weekend through the Labor Day holiday, we enjoy all types of warm-weather events, but summer is also a critical time for injuries. In fact, more mishaps occur during these 101 days than they do the rest of the entire year. The key to preventing summertime injuries is to utilize the same safe work practices and attitude we use on the job and apply them to our off-job activities. This video provides a variety of safety tips that will help protect employees from common hazards of the season.



Injuries Don't Take Holidays ES

While the holiday season should be a joyous time enjoyed with your family, needless tragedies occur all too often because holiday hazards are ignored. Fire hazards posed by cooking, candles, Christmas trees, and careless smoking are frequently neglected. People often forget about the dangers of driving in wintry conditions or under the influence of alcohol during this time of year.

In this video, EMT/firefighter/best-selling author Martin Lesperance discusses the safety precautions people must take to prevent injuries and deaths during the winter holidays. Martin also recalls real stories of emergencies he has attended to make the point that injuries don't take holidays.



Summer Sports and Recreation Safety

Summertime allows many enjoyable activities after work, on the weekend, and while on vacation. While we all enjoy summer sporting and recreational activities, we must also be alert to their dangers. We must continue to be aware of our own personal safety as well as the safety of those around us. Personal safety is a responsibility both on and off the job. This video points out many off-job hazards and provides safety tips to help you stay safe this summer.

Topics include: avoiding heat stress, injury risks of various sporting events, safety precautions for the pool and lake, boating safety, and water skiing safety.



Injuries Don't Take Holidays (Concise) ES

While the holiday season should be a joyous time enjoyed with your family, all too often needless tragedies occur because holiday hazards are ignored. Fire hazards posed by cooking, candles, Christmas trees and careless smoking are frequently neglected. People often forget about the dangers of driving in wintry conditions or under the influence of alcohol during this time of year.

In this video, EMT/firefighter/best-selling author Martin Lesperance discusses the safety precautions people must take to prevent injuries and deaths during the winter holidays. Martin also recalls real stories of emergencies he has attended to make the point that injuries don't take holidays.



Security Awareness for Work, Travel, and Home ES

Whether we are at work, traveling, or at home, maintaining awareness about security is one thing that each of us can do to make our world a little safer for everyone. The purpose of this video is to increase awareness of security issues and help viewers to understand what they can do to remain secure while at work, while traveling or at home.

Topics include: workplace security, employee identification and access, threats of workplace violence, harmful materials in mail and shipments.

The full-length version of this program also includes tips for the following: security for hotel guests, security while driving, airport security, security in the home are also covered in the program.

3815

Categories: Summer Safety, Off Job Safety

Length: 20 minutes

© 2008

3207

Categories: Winter / Holiday Safety, Off Job Safety, Martin Lesperance

Length: 19 minutes

© 2001

3822

Categories: Off Job Safety, Summer Safety

Length: 10 minutes

© 2008

3829

Categories: Winter / Holiday Safety, Off Job Safety, Martin Lesperance

Length: 12 minutes

© 2001

1146

Categories: Security, Off Job Safety

Length: 16 minutes

© 2001



Bear Safety Awareness ES

Bear sightings throughout North America have been on the rise in recent years due to a thriving bear population. Because this population has been expanding so rapidly, it has increased the possibility of encountering a bear in most areas of the U.S. and Canada. While bear attacks are uncommon, it is important that you know and follow basic precautions when you are in areas that bears are known to inhabit.

In this program, EMT/firefighter/best-selling author Martin Lesperance reviews the safeguards that should be taken to prevent bear attacks, as well as the reactionary measures to take should an attack occur.

Topics include: traits and characteristics of bears, signs of bear presence, food sources, staying out of bear trouble, how to react to defensive and non-defensive attacks, how to properly use bear spray, precautions to take while camping and hunting.



Killer Bees, Wasps, and Spiders

This program is designed to train supervisors and employees in the hazards of killer bees, wasps, and spiders. Explains how to avoid the hazards and first-aid treatment in the event of a sting or bite.

4912

Categories: Off Job Safety,
Martin Lesperance,
Specialized Safety

Length: 26 minutes

© 2017

3372

Categories: First Aid,
Agriculture,
Off Job Safety

Length: 37 minutes

© 2006

Office Safety



Office Injury Prevention ES

In the fast-paced and sometimes high-stress environment of a busy office, workers sometimes forget about their most important workplace responsibility: their safety. They overlook safety issues because they just don't believe an office has any hazards; yet, nearly 4,000 office workers suffer disabling injuries each year. This program stresses the importance of office safety and how a good safety attitude and using good judgment are the real keys to injury prevention. Many common office safety issues are discussed, including the safe work practices employees must follow to avoid office injuries.

3959

Categories: Office Safety

Length: 18 minutes

© 2009



Office Injury Prevention (Concise) ES

In the fast-paced and sometimes high-stress environment of a busy office, workers sometimes forget about their most important workplace responsibility: their safety. They overlook safety issues because they just don't believe an office has any hazards; yet, nearly 4,000 office workers suffer disabling injuries each year. This program stresses the importance of office safety and how a good safety attitude and using good judgment are the real keys to injury prevention. Many common office safety issues are discussed, including the safe work practices employees must follow to avoid office injuries.

3960

Categories: Office Safety

Length: 9 minutes

© 2009



Office Safety ES

Office employees frequently have the feeling that since they don't work on a plant floor, safety isn't an issue in their jobs. Yet accidents and injuries in the office account for thousands of hours of lost time, and millions of dollars in workers' compensation and medical costs. This safety video shows employees what hazards exist in office environments, and how important it is to use good safety practices as they go about their work.

4727

Categories: Office Safety

Length: 18 minutes

© 2015



Safety in the Office ES

Designed to raise awareness of safety hazards in an office environment. This safety video focuses on the most common hazards found in an office.


Topics include: basic ergonomics, ladders, office equipment slips and falls, safe lifting, fire prevention.

4823

Categories: Office Safety

Length: 7 minutes

© 2016



Office Ergonomics ES

This video program shows employees how to recognize ergonomic problems in an office environment, potential adverse effects "bad ergonomics" can have, and practical solutions they can use themselves to help deal with ergonomic problems in the office. The posters in the kit remind employees to work safely and avoid ergonomic injuries.

The videotape and employee booklets include information on: physiology of the body, parts of the body most effected, eyestrain, pragmatic preventative measures, correct use of office equipment, exercises, and stress release.

3188

Categories: Ergonomics,
Office Safety

Length: 17 minutes

© 2015



Ergonomics: Adjusting Your Workstation and Postures

This safety video shows common postures that can cause or contribute to musculoskeletal disorders. The viewer is lead through a comprehensive and specific method of adjusting a workstation to maximize neutral postures and minimize pain, discomfort, and strain. This safety video also points out the multitude of other factors outside of the workplace that can contribute to musculoskeletal disorders. This encourages viewers to take steps to adopt neutral postures in all of their activities.



Making It Fit: Improving Our Office Comfort

A desk, a chair, a phone, a monitor, a keyboard and a mouse are the standard working tools of millions of people. But these simple tools can take their toll when we don't fit the equipment to the physical needs of the office worker. This program covers ergonomics in the office environment and how to avoid the fatigue, strain, and stress that can result from the poor office setup.



Back Safety in Office Environments

This video discusses situations that can lead to back injuries and what employees can do to avoid them both at work and at home.
Areas included in the program: the back and how it works, different types of back injuries, better posture for a healthier back, how to lift things safely, taking care of your back 24/7, and more.



Office Ergonomics: You Can Learn A Lot from A Kid

This video program reminds office workers just how easy it is to slip into bad desk habits and offers simple fixes that are so easy that even a kid could do it. Using short conversational sketches with informational diagrams, this video is fun and informative.
Topics include: proper desk chair set up, mouse and keyboard alignment, monitor height, stretching and movement, micro-breaks, foot rests, headsets.



Computer Workstation Safety

Computer Workstation Safety reviews the safe use of computers, and offers practical solutions to many potential problems. The posters in the kit remind employees to work safely and avoid injuries when using computers.
The video includes information on: organization of work materials, maintaining neutral positions, positioning the back and torso, avoiding and relieving eyestrain, avoiding and relieving muscle strain, tension and stress-reducing exercises.



Fire Safety for Office Workers

While office workers often don't think much about the potential for fire while performing their jobs, there are more than 1,000 fires in office environments each year. This program discusses how to eliminate the factors that contribute to the ignition of fires and how to respond if a fire were to break out.
Topics include: good housekeeping, controlling electrical fire hazards, emergency action plans, evacuation procedures, classes of fire and their extinguishing agents, the importance of using the appropriate fire extinguisher, using the PASS system to extinguish a fire, and treating fire-related injuries.

4076

Categories: Ergonomics, Office Safety
Length: 14 minutes
© 2011

4105

Categories: Ergonomics, Office Safety
Length: 15 minutes
© 2011

4926

Categories: Back Care, Office Safety
Length: 15 minutes
© 2018

4753

Categories: Ergonomics, Office Safety
Length: 9 minutes
© 2015

3177

Categories: Office Safety, Ergonomics
Length: 17 minutes
© 2015

4035

Categories: Fire Safety, Office Safety
Length: 15 minutes
© 2010



Fire Safety for Office Workers (Concise)

While office workers often don't think much about the potential for fire while performing their jobs, there are more than 1,000 fires in office environments each year. This program discusses how to eliminate the factors that contribute to the ignition of fires and how to respond if a fire were to break out.
Topics include: good housekeeping, controlling electrical fire hazards, emergency action plans, evacuation procedures, classes of fire and their extinguishing agents, the importance of using the appropriate fire extinguisher, using the PASS system to extinguish a fire and treating fire-related injuries.



Fire Prevention in the Office

Among all the safety problems an employee can encounter, fire can be the most frightening. Every year office fires cause millions of dollars in damage and result in hundreds of employee injuries. Yet many employees do not realize how their own actions can contribute to the risk of fire. This video looks at what causes fires in office environments, reviews steps that can be taken to help prevent fires, and discusses what employees should do in case of a fire emergency.
Areas covered in the program include: common causes of workplace fires, the concept of flashpoint, classes of fires, importance of good housekeeping, preventing office fires, fire extinguishers, evacuation, and other employee responsibilities.



Preventing Harassment: Creating a Positive Workplace in Office Settings

Good communication and respect for others creates a beneficial work environment where employees feel safe and productive. When the workplace is disrupted by someone disrespecting one or more co-workers, anger and resentment can destroy morale. Workplace harassment can damage relationship and destroy lines of communication among employees. This safety video discusses various types of workplace harassment and how this unwelcome behavior affects the work environment. It also explains what you should do if you are a victim or observer of disrespectful conduct and how you can avoid having your own behavior interpreted as harassment. Featured are a variety of scenarios where workers exhibit unwelcome behavior to show viewers what types of behavior constitute harassment and how they should respond to such conduct.



Preventing Harassment: Creating a Positive Workplace in Office Settings (Concise)

Good communication and respect for others creates a beneficial work environment where employees feel safe and productive. When the workplace is disrupted by someone disrespecting one or more co-workers, anger and resentment can destroy morale. Workplace harassment can damage relationship and destroy lines of communication among employees. This safety video discusses various types of workplace harassment and how this unwelcome behavior affects the work environment. It also explains what you should do if you are a victim or observer of disrespectful conduct and how you can avoid having your own behavior interpreted as harassment. Featured are a variety of scenarios where workers exhibit unwelcome behavior to show viewers what types of behavior constitute harassment and how they should respond to such conduct.

4041

Categories: Fire Safety
Length: 11 minutes
© 2010

3205

Categories: Fire Safety, Office Safety
Length: 16 minutes
© 2017

4082

Categories: Harassment, Human Resources, Office Safety
Length: 21 minutes
© 2011

4083

Categories: Harassment, Human Resources, Office Safety
Length: 11 minutes
© 2011

Pedestrian Safety



Pedestrian Safety ES 🕒

As the operator of a powered industrial truck, ensuring the safety of pedestrians and co-workers is a primary responsibility. Forklifts should always yield the right of way to pedestrians. Knowing how to travel safely around those around you is important in keeping them and yourself safe. Pedestrians have the right of way, but they should never walk under raised forks or hitch a ride either inside the cab or on the forks/pallet.

Topics include: what to do when coming in contact with a pedestrian while driving/moving a load, how to navigate intersections, and what pedestrians should not do when coming in contact with forklifts.



Forklift Safety Lessons for the Safe Pedestrian ES

Forklifts can be very dangerous for both operators and employees out on the floor. In fact, two percent of all forklift incidents involve pedestrians being struck by a lift truck. In such an incident, it's the pedestrian that will suffer an injury or even death. These workers can avoid this by paying attention to the surroundings, staying a safe distance away from forklifts, and following proper procedures. That's the purpose of this program – to show viewers the precautions they can take to prevent serious, often traumatic injuries that occur when forklifts come into contact with pedestrians.

Topics include: the importance of forklift safety, operating characteristics of forklifts, walking safely around forklift traffic, staying out of the path of a forklift, operator and pedestrian awareness of one another, following safe work practices, and avoiding unsafe acts.



Forklift Safety Lessons for the Safe Pedestrian (Concise) ES

Forklifts can be very dangerous for both operators and employees out on the floor. In fact, two percent of all forklift incidents involve pedestrians being struck by a lift truck. In such an incident, it's the pedestrian that will suffer an injury or even death. These workers can avoid this by paying attention to the surroundings, staying a safe distance away from forklifts, and following proper procedures. That's the purpose of this program – to show viewers the precautions they can take to prevent serious, often traumatic injuries that occur when forklifts come into contact with pedestrians.

Topics include: the importance of forklift safety, operating characteristics of forklifts, walking safely around forklift traffic, staying out of the path of a forklift, operator and pedestrian awareness of one another, following safe work practices, and avoiding unsafe acts.



Take Action Against Distraction: Staying Focused to Avoid Injury ES

We all are aware of the dangers of distracted driving, but there are other activities we engage in that demand our full attention to avoid accidents and injuries. Many people are hurt or killed when they become distracted while working or walking. Distraction has taken and destroyed a lot of lives and it will continue to do so, but we don't have to let this happen; we can do something about it. In this program, EMT/firefighter/best-selling author Martin Lesperance discusses various types of distractions and the actions we can take to prevent our attention from being diverted from the task at hand.

Topics include: maintaining concentration, avoiding distracting other people, fixing dangerous situations, distracted walking, the four types of distracted driving, making a conscious effort to avoid distractions, and avoiding fatigue.

5267

Categories: Forklift Safety, Pedestrian Safety, Microlearning

Length: 1 minute 58 seconds

© 2021

🕒 This program is a microlearning.

4285

Categories: Forklift Safety, Pedestrian Safety

Length: 15 minutes

© 2012

4286

Categories: Forklift Safety, Pedestrian Safety

Length: 9 minutes

© 2012

4993

Categories: Driving Safety, Pedestrian Safety, Martin Lesperance

Length: 15 minutes

© 2018



Take Action Against Distraction: Staying Focused to Avoid Injury (Concise) ES

We all are aware of the dangers of distracted driving, but there are other activities we engage in that demand our full attention to avoid accidents and injuries. Many people are hurt or killed when they become distracted while working or walking. Distraction has taken and destroyed a lot of lives and it will continue to do so, but we don't have to let this happen – we can do something about it. In this program, EMT/firefighter/best-selling author Martin Lesperance discusses various types of distractions and the actions we can take to prevent our attention from being diverted from the task at hand.

Topics include: maintaining concentration, avoiding distracting other people, fixing dangerous situations, distracted walking, the four types of distracted driving, making a conscious effort to avoid distractions, and avoiding fatigue.



Safety of People and Equipment in Warehouse

This safety video highlights the relationship of forklift operators and other workers for their equal responsibility in providing a safe environment. Stresses the responsibility of safety for every employee, not just equipment operators.



Pedestrian Safety in Industry ES

Employees can easily recognize the hazards associated with material handling, welding, machine operation, electrical work, and other dangerous job tasks, but they tend to overlook more common hazards that affect everyone. Some of these common hazards affect a lot of people with a wide variety of job descriptions, but these employees all share a common job title when it comes to these particular hazards: pedestrian. More than 25 million workers suffer some type of injury while walking at work each year. Like other on-the-job injuries, these incidents can be prevented. This video shows employees the precautions they must take to avoid incidents while walking.

Topics include: awareness of walking hazards, workplace signs, slips and falls, walking around material handling equipment, overhead hazards, and traveling through parking lots.



Pedestrian Safety in Industry (Concise) ES

Employees can easily recognize the hazards associated with material handling, welding, machine operation, electrical work, and other dangerous job tasks, but they tend to overlook more common hazards that affect everyone. Some of these common hazards affect a lot of people with a wide variety of job descriptions, but these employees all share a common job title when it comes to these particular hazards: pedestrian. More than 25 million workers suffer some type of injury while walking at work each year. Like other on-the-job injuries, these incidents can be prevented. This video shows employees the precautions they must take to avoid incidents while walking.

Topics include: awareness of walking hazards, workplace signs, slips and falls, walking around material handling equipment, overhead hazards, and traveling through parking lots.

4994

Categories: Driving Safety, Pedestrian Safety, Martin Lesperance

Length: 9 minutes

© 2018

3454

Categories: Forklift Safety, Pedestrian Safety

Length: 10 minutes

© 2006

1106

Categories: Pedestrian Safety

Length: 10 minutes

© 2000

3660

Categories: Pedestrian Safety

Length: 10 minutes

© 2000

Personal Protective Equipment



Cal/OSHA Personal Protective Equipment ^{ES}

Our workplace is full of hazards, hazards that can hurt us or kill us. Controlling these hazards and preventing injuries is the purpose of making sure you are wearing the correct personal protective equipment, or PPE, for your job. When our body parts are exposed to certain hazards, there is a potential for bodily harm to occur. Knowing how to choose the correct PPE and knowing the correct way to use it will help get you home safely each night.

Topics include: how to eliminate potential hazards, how to correctly choose and be trained with PPE, when you need to use PPE, and when you need to change out PPE to properly protect you.



OSHA 10 Hour Training For General Industry: Personal Protective Equipment

Personal protective equipment, or PPE, consists of various types of equipment, gear, or clothing that is designed to prevent or minimize injury when the user is exposed to a hazard. An employer is required to assess the hazards and then select, provide, and require the PPE to be used by employees performing those tasks. Various OSHA standards as well as best practice documents enforced through the general duty clause mandate what specific PPE shall be used. This program discusses the various types of PPE available and which hazards they protect against, and how to properly don and use these devices.

Types of PPE covered include: hardhats, eye and face protection, respirators, hearing protection, gloves, foot protection, and protective clothing. The hierarchy of hazard controls and employer and employee PPE responsibilities are also explained in the program.



To the Point About: Preventing Head Injuries ^{ES}

To prevent the 65,000 workplace head injuries that occur annually, the most important thing workers can do is to always wear their hardhats when required. This program stresses to viewers that wearing a hardhat must become a habit because it will only protect them if they have it on.

Topics include: hardhat requirements, the three industrial classes of hardhats, the importance of a proper fit, and inspection and storage of headgear.



To the Point About: Personal Protective Equipment ^{ES}

When our body parts are exposed to certain hazards, there is a potential for bodily harm to occur. Properly selecting and wearing personal protective equipment can reduce or eliminate this exposure, prevent injuries, and save lives. This program reviews the basic types of personal protective equipment and how to wear it to prevent injuries.

Topics include: hardhats, hearing protection, eye and face protection, gloves, and foot protection.

5282

Categories: Cal OSHA, Personal Protective Equipment

Length: 14 minutes
© 2021

5061

Categories: Personal Protective Equipment, OSHA 10 Hour Training

Length: 27 minutes
© 2019

5036

Categories: Personal Protective Equipment, To the Point Series

Length: 10 minutes
© 2019

4814

Categories: Personal Protective Equipment, To the Point Series

Length: 12 minutes
© 2016

4306

Categories: Personal Protective Equipment

Length: 20 minutes
© 2013

4307

Categories: Personal Protective Equipment

Length: 10 minutes
© 2013

4392

Categories: Personal Protective Equipment

Length: 13 minutes
© 2013

1826

Categories: Personal Protective Equipment, High-Impact

Length: 19 minutes
© 1998

3577

Categories: Personal Protective Equipment, High-Impact

Length: 8 minutes
© 1998



PPE: Your Last Layer of Protection ^{ES}

Most of us already know that personal protective equipment, or PPE, is required for the various jobs we perform and the many areas in the plant into which we enter. Yet, thousands of injuries occur each year to employees who are either not wearing any protective equipment at all, or are not wearing the appropriate protection for their job task or work environment. This program discusses the proper selection and use of common types of personal protective equipment and features worker testimonials that provide valuable lessons about the importance of wearing your PPE.

Topics include: eye and fact protection, hardhats, foot protection, gloves, and hearing protection.



PPE: Your Last Layer of Protection (Concise) ^{ES}

Most of us already know that personal protective equipment, or PPE, is required for the various jobs we perform and the many areas in the plant into which we enter. Yet, thousands of injuries occur each year to employees who are either not wearing any protective equipment at all, or are not wearing the appropriate protection for their job task or work environment. This program discusses the proper selection and use of common types of personal protective equipment and features worker testimonials that provide valuable lessons about the importance of wearing your PPE.

Topics include: eye and fact protection, hardhats, foot protection, gloves, and hearing protection.



PPE: Your Final Defense

Everyone expects their workplace to be safe and risk-free, but there are hazards that sometimes can't be controlled. That's when you need to use Personal Protective Equipment or PPE. The personal part is important because PPE is specifically selected by employers to be worn by workers to protect them from the hazards of the job. Whether it is eyes, head, feet, or hands, this program will educate your employees on the importance of PPE and how to select, use, and maintain this important equipment.



High-Impact PPE ^{ES}

Personal Protective Equipment — it's our last line of defense when all other forms of safety fail. Often it is our only form of protection against workplace hazards. If this is true, why do so many people fail to wear it and then suffer a disabling accident? This video uses several accident scenarios that will help your employees answer this question: Which is more important — the few seconds it takes to put on PPE or a lifetime of pain and reduced abilities?

Topics include: hardhats, eye protection, work gloves, special protective clothing, fall protection, and respirator use.



High-Impact PPE (Concise)

Personal Protective Equipment: It's our last line of defense when all other forms of safety fail. Often it is our only form of protection against workplace hazards. If this is true, why do so many people fail to wear it and then suffer a disabling accident? This video uses several accident scenarios that will help your employees answer this question: Which is more important — the few seconds it takes to put on PPE, or a lifetime of pain and reduced abilities?

Topics include: hardhats, eye protection, work gloves, special protective clothing, fall protection, and respirator use.



More High-Impact PPE ^{ES}

Hardhats, safety eyewear, protective gloves, and safety footwear are just a few of the items designed to protect us from workplace injuries. Called personal protective equipment or PPE, it's considered the last line of defense against the hazards of your job. Yet each year, countless injuries are suffered by employees who are not wearing the appropriate protection for their job. This program discusses the proper selection and use of personal protective equipment and shows painful examples of making poor decisions concerning our protection. Viewers will get the point that making excuses when it comes to wearing appropriate PPE offers no protection from workplace hazards.



More High-Impact PPE (Concise) ^{ES}

Hardhats, safety eyewear, protective gloves and safety footwear are just a few of the items designed to protect us from workplace injuries. Called personal protective equipment, or PPE, it's considered the last line of defense against the hazards of your job. Yet each year, countless injuries are suffered by employees who are not wearing the appropriate protection for their job. This program discusses the proper selection and use of personal protective equipment and shows painful examples of making poor decisions concerning our protection. Viewers will get the point that making excuses, when it comes to wearing appropriate PPE, offers no protection from workplace hazards.



More High-Impact PPE (Non-Graphic) ^{ES}

Hardhats, safety eyewear, protective gloves and safety footwear are just a few of the items designed to protect us from workplace injuries. Called personal protective equipment or PPE, it's considered the last line of defense against the hazards of your job. Yet each year, countless injuries are suffered by employees who are not wearing the appropriate protection for their job. This program discusses the proper selection and use of personal protective equipment and shows painful examples of making poor decisions concerning our protection. Viewers will get the point that making excuses when it comes to wearing appropriate PPE offers no protection from workplace hazards.



More High-Impact PPE (Concise Non-Graphic) ^{ES}

Hardhats, safety eyewear, protective gloves, and safety footwear are just a few of the items designed to protect us from workplace injuries. Called personal protective equipment, or PPE, it's considered the last line of defense against the hazards of your job. Yet each year, countless injuries are suffered by employees who are not wearing the appropriate protection for their job. This program discusses the proper selection and use of personal protective equipment and shows painful examples of making poor decisions concerning our protection. Viewers will get the point that making excuses when it comes to wearing appropriate PPE offers no protection from workplace hazards.



PPE: Head to Toe ^{ES}

This program provides an easy-to-understand overview of the variety of PPE available to help make our work safe. It emphasizes the importance of wearing the proper PPE by showing an re-enactment of an arc flash incident that could have been tragic had the person not been wearing the proper PPE. The worker involved describes the incident and how his PPE saved him from injury. Other interviews with workers who avoided eye and foot injuries reinforce the safety message. Great for new employees or for refresher training.

3437

Categories: Personal Protective Equipment, High-Impact
Length: 19 minutes
© 2006

3819

Categories: Personal Protective Equipment, High-Impact
Length: 11 minutes
© 2006

3438

Categories: Personal Protective Equipment, High-Impact
Length: 19 minutes
© 2006

1647

Categories: Personal Protective Equipment, High-Impact
Length: 10 minutes
© 2006

3721

Categories: Personal Protective Equipment
Length: 15 minutes
© 2007



PPE: Head to Toe (Concise) ^{ES}

This program provides an easy-to-understand overview of the variety of PPE available to help make our work safe. It emphasizes the importance of wearing the proper PPE by showing an re-enactment of an arc flash incident that could have been tragic had the person not been wearing the proper PPE. The worker involved describes the incident and how his PPE saved him from injury. Other interviews with workers who avoided eye and foot injuries reinforce the safety message. Great for new employees or for refresher training.



PPE Wear it for You ^{ES}

This video tells David Dyck's powerful, true story of surviving a violent explosion during a routine maintenance procedure. Because of the PPE he was wearing, he is here today to share his moving story. Not only does David remind us of the importance of PPE, his story illustrates how an injury affects family, friends, and co-workers. It's a message you won't forget.

David Dyck can speak in person for your company or event. Contact us for more information about how this insightful and energizing speaker can add to a culture of safety.



PPE Refresher – For Supervisors

Refresh your training with these new short effective Safety Refresher videos. Each video is less than five minutes but covers key points of the topic. Designed to refresh and refocus safety attitudes for people that have already had more extensive how-to training.



That's Why You Wear a Hardhat (Concise) ^{ES}

Nearly 100,000 U.S. workers suffer serious head injuries each year, mostly due to failure to wear a hardhat, wearing the wrong hardhat, or wearing a hardhat incorrectly. This video uses several injury scenarios and worker testimony to drive home the point that most head injuries can be avoided through the proper use of a hardhat.



That's Why You Wear a Hardhat ^{ES}

Nearly 100,000 U.S. workers suffer serious head injuries each year, mostly due to failure to wear a hardhat, wearing the wrong hardhat, or wearing a hardhat incorrectly. This video uses several injury scenarios and worker testimony to drive home the point that most head injuries can be avoided through the proper use of a hardhat.



That's Why You Wear Eye Protection (Concise) ^{ES}

This safety video points out that even though employers require and provide eye protection in hazardous work areas, everyday there are more than 100 eye injuries in North America. It features a real life story that teaches many important lessons about eye safety. The person in the story, Jason, was doing a job that required goggles and a face shield. He forgot the face shield in his locker and didn't use his goggles because they were scratched. After being sprayed with ammonia he couldn't locate an eye wash station for 5 minutes until someone found him and helped him. He ended up losing his eyesight. We learn through Jason's story about the importance of wearing the proper protection, taking care of the eye protection, being aware of eye wash stations, and responding to an eye injury.

3913

Categories: Personal Protective Equipment
Length: 10 minutes
© 2009

4099

Categories: Personal Protective Equipment
Length: 12 minutes
© 2011

4932

Categories: Personal Protective Equipment
Length: 4 minutes
© 2018

1591

Categories: Personal Protective Equipment
Length: 8 minutes
© 2004

3260

Categories: Personal Protective Equipment
Length: 13 minutes
© 2004

1604

Categories: Personal Protective Equipment, Eye Safety
Length: 9 minutes
© 2005



That’s Why You Wear Eye Protection ^{ES}

This safety video points out that even though employers require and provide eye protection in hazardous work areas, everyday there are more than 100 eye injuries in North America. It features a real life story that teaches many important lessons about eye safety. The person in the story, Jason, was doing a job that required goggles and a face shield. He forgot the face shield in his locker and didn’t use his goggles because they were scratched. After being sprayed with ammonia he couldn’t locate an eye wash station for 5 minutes until someone found him and helped him. He ended up losing his eyesight. We learn through Jason’s story about the importance of wearing the proper protection, taking care of the eye protection, being aware of eye wash stations, and responding to an eye injury.



Protect Your Head: You May Need It

Just playing it safe isn’t enough to prevent head injuries, the leading cause of death due to trauma. Martin Lesperance lays out the tragic consequences of a friend’s son who suffered a debilitating brain injury at work because he refused to wear head protective gear.



PPE in Construction Environments ^{ES}

On-the-job injuries affect all types of people doing all types of work. Each year thousands of workers are injured — at a cost to employers of over \$1 billion annually. However, studies have shown that the great majority of these workplace injuries could have been prevented if proper safety procedures and workplace practices had been followed. This video has been specifically created to assist construction workers in selecting proper Personal Protective Equipment.

Topics covered include: general workplace injury information, PPE for head hazards, PPE for eye and face hazards, PPE for respiratory hazards, PPE for hand and finger hazards, PPE for foot hazards, PPE for electrical hazards.



Hospitality OSHA 7: Personal Protective Equipment ^{ES}

Safety glasses, face shields, gloves — They’re called PPE or personal protective equipment. Your property provides hospitality workers with PPE and they are instructed what PPE is required and when to wear it, but ultimately it is their choice and their responsibility to wear it. This program stresses the importance of making the right choice when it comes to wearing PPE and encourages viewers to take responsibility in recognizing hazards and wearing the proper protection to mitigate those hazards. It also discusses eye protection, earplugs and earmuffs, gloves and PPE maintenance.



PPE — Property Management ^{ES}

Personal protective equipment (PPE) is often overlooked. Failure to utilize PPE can have disastrous results. This video emphasizes the importance of personal protection in a multi-unit complex environment.

3253

Categories: Personal Protective Equipment, Eye Safety

Length: 16 minutes
© 2005

4895

Categories: Personal Protective Equipment, Meeting Openers, Martin Lesperance

Length: 4 minutes
© 2010

3971

Categories: Personal Protective Equipment, Construction

Length: 15 minutes
© 2016

5081

Categories: Personal Protective Equipment, Hospitality

Length: 8 minutes
© 2019

4756

Categories: Personal Protective Equipment, Hospitality

Length: 7 minutes
© 2015



Cut Protection ^{ES}

From a simple scratch to a major laceration requiring surgery, getting cut on the job can happen for many different reasons and the results of those injuries can be life-changing. But recognizing hazards, working smart, and wearing the right personal protective equipment, employees can work injury-free.

This safety video covers how to protect employees from cuts including the types of gloves and other protective gear like sleeves that are available, which gloves and sleeves to choose from, how to select the right glove size, and how to take care of this important equipment.

4780

Categories: Personal Protective Equipment

Length: 11 minutes
© 2015

4349

Categories: Personal Protective Equipment, Agriculture

Length: 12 minutes
© 2013

5145

Categories: HAZWOPER, Personal Protective Equipment

Length: 17 minutes
© 2014



HAZWOPER: Decontamination Procedures ^{ES}

Hazardous materials and waste are a part of many work situations and can be found in many types of facilities and job sites. It is very important for your employees to know how to recognize these potentially dangerous substances, and how to handle and dispose of them properly. As part of OSHA’s HAZWOPER regulations, there are varying requirements for employee training, depending on the employee’s specific level of involvement with hazardous materials. This program will help employees understand the decontamination procedures they must follow to avoid the harmful health effects of exposures to hazardous materials.

Topics include: the four elements of working safely with hazardous materials, OSHA decontamination regulations, exclusion zones, the contamination reduction zone and contamination reduction corridor, decontamination equipment and solutions, decontamination procedures, and responding to injuries and medical problems.



HAZWOPER: Personal Protective Equipment ^{ES}

Hazardous materials and waste are a part of many work situations and can be found in many types of facilities and job sites. It is very important for your employees to know how to recognize these potentially dangerous substances, and how to handle and dispose of them properly. As part of OSHA’s HAZWOPER regulations, there are varying requirements for employee training, depending on the employee’s specific level of involvement with hazardous materials. This program will help employees understand the roles played by various types of personal protective equipment in working safely around hazardous materials.

Topics include: types of HAZMAT PPE, requirements of each of the four levels of PPE, heat stress, problems caused by chemical protective clothing (CPC), and avoiding accidents.

5131

Categories: HAZWOPER, Personal Protective Equipment

Length: 19 minutes
© 2014



HAZWOPER: PPE and Decontamination ES

Hazardous materials and waste are a part of many work situations and can be found in many types of facilities and job sites. It is very important for your employees to know how to recognize these potentially dangerous substances, and how to handle and dispose of them properly. As part of OSHA's HAZWOPER regulations, there are varying requirements for employee training, depending on the employee's specific level of involvement with hazardous materials. This program will help your employees understand the roles played by personal protective equipment and decontamination procedures in working safely around hazardous materials.

Topics include: work practices and engineering controls, personal protective equipment, heat stress, decontamination, and how a CRC works.



HAZWOPER: Chemical Protective Clothing ES

Just as there are different types of chemicals with different levels of hazards, there are different levels of protection. The level of protection must match or exceed the hazard confronted. This program outlines the different types of protection, their capabilities and limitations. Knowing what type of protection to use and when to use it can mean the difference between life and death.



HAZWOPER: Donning/Doffing/Decontamination ES

Donning and doffing routines must be established and practiced frequently. Not only do correct procedures help instill confidence in the wearer of the suit, they reduce the risks of exposure and the possibility of damage to the suit. It is especially important to remove the equipment systematically so as to prevent or minimize the transfer of contaminants from suit to wearer. This program shows users how to do just that. All levels of protection from A through C are shown.



Safely on Your Feet ES

Foot injuries and slips and falls are a major source of lost-time injuries. This program is concerned with keeping our feet safe — and keeping us safely on our feet. The video stresses the importance of matching your footwear to the potential hazards of the job. It clearly illustrates the importance of safety features such as toe protection, traction, and support. Many work environments and potential hazards are illustrated.



Safely on Your Feet (Concise) ES

Foot injuries and slips and falls are a major source of lost-time injuries. This program is concerned with keeping our feet safe — and keeping us safely on our feet. The video stresses the importance of matching your footwear to the potential hazards of the job. It clearly illustrates the importance of safety features such as toe protection, traction, and support. Many work environments and potential hazards are illustrated.

5124

Categories: HAZWOPER, Personal Protective Equipment
Length: 21 minutes
© 2014

4798

Categories: HAZWOPER, Personal Protective Equipment
Length: 12 minutes
© 2016

3883

Categories: HAZWOPER, Personal Protective Equipment
Length: 17 minutes
© 2016

3147

Categories: Foot Protection, Personal Protective Equipment, Fall Protection / Prevention
Length: 12 minutes
© 2001

3848

Categories: Foot Protection, Personal Protective Equipment, Fall Protection / Prevention
Length: 7 minutes
© 2008



PPE Refresher — For Employees

Refresh your training with these new short effective Safety Refresher videos. Each video is less than five minutes but covers key points of the topic. Designed to refresh and refocus safety attitudes for people that have already had more extensive how-to training.

4931

Categories: Personal Protective Equipment
Length: 4 minutes
© 2018

Property Management



Landscape Maintenance ^{ES}

Covers general safety rules when operating mowers, cutters, knives, trimmers, and weed eaters. Deals with proper procedures when handling chemicals and hazardous materials associated with this environment.




Toxic Mold

Toxic mold is a problem making headlines everywhere. This video takes the mystery out of this sensitive subject and informs viewers of exactly what toxic mold is, the hazards involved and some possible solutions.



Commercial Lawnmower Safety

Covers general safety rules when operating mowers, cutters, knives, trimmers, and weed eaters. Deals with proper procedures when handling chemicals and hazardous materials associated with this environment.



Fire Prevention – Property Management ^{ES}

Few things can be more terrifying and catastrophic than a fire. This video looks at ways fires can be prevented and covers the basics of fire prevention, conditions that contribute to fires, and steps employees can take to minimize the risk of a potential fire in a unit.



Resident Safety – Property Management ^{ES}

Nothing is more important than the safety of your residents. This video highlights key issues relating to safety in regards to new residents including fire prevention, cleanliness, and maintenance.



Slips, Trips, and Falls for Employees – Property Management Version ^{ES}

Designed to promote awareness of slips and falls from a property management perspective, this video covers potential hazards, importance of proper maintenance and cleaning procedures, and many other aspects of slip and fall prevention.

3190

Categories: Maintenance & Operations, Property Management

Length: 15 minutes
© 2001

3397

Categories: Property Management

Length: 12 minutes
© 2006

3458

Categories: Equipment Specific Videos, Property Management

Length: 15 minutes
© 2007

4755

Categories: Fire Safety, Property Management

Length: 6 minutes
© 2015

4757

Categories: Property Management

Length: 5 minutes
© 2015

4758

Categories: Fall Protection / Prevention, Property Management

Length: 10 minutes
© 2015

Slips, Trips, and Falls for Residents – Property Management Version ^{ES}

Designed to promote awareness of slips and falls to new residents, this video covers potential hazards, importance of proper maintenance and cleaning procedures, and many other aspects of slip and fall prevention.



Safe Lifting – Property Management

There are some unique lifting situations in property management. Whether you work in the office or outside, proper lifting is important to prevent back injuries. Some situations covered in this video include moving and working on appliances, handling trash bags, handling heaving objects left out by dumpsters, clearing pathways, and dealing with wet surfaces.



4759

Categories: Fall Protection / Prevention, Property Management

Length: 9 minutes
© 2015

4760

Categories: Property Management

Length: 9 minutes
© 2013

RCRA



RCRA Hazardous Waste Final Rule: The E-Manifest System and Other Key Revisions ^{ES}

The EPA's recently updated RCRA rule is designed to make hazardous waste handling regulations easier to understand and to facilitate better compliance. This program reviews the important revisions mandated in these latest guidelines. The new E-Manifest system is explained in detail to show viewers how to provide more accurate and timely tracking information on hazardous waste shipments electronically instead of using outdated paper forms. The EPA's goal is to phase out written manifests within the next four years, so it is critical that your employees understand how the new system works.



RCRA Hazardous Waste Final Rule: The E-Manifest System and Other Key Revisions (Concise) ^{ES}

The EPA's recently updated RCRA rule is designed to make hazardous waste handling regulations easier to understand and to facilitate better compliance. This program reviews the important revisions mandated in these latest guidelines. The new E-Manifest system is explained in detail to show viewers how to provide more accurate and timely tracking information on hazardous waste shipments electronically instead of using outdated paper forms. The EPA's goal is to phase out written manifests within the next four years, so it is critical that your employees understand how the new system works.

5034

Categories: RCRA, Environmental Training
Length: 24 minutes
© 2019

5035

Categories: RCRA, Environmental Training
Length: 12 minutes
© 2019

Respiratory Safety



To the Point About: Respiratory Protection ^{ES}

Our workplace is full of hazards, hazards that can hurt us or kill us. Controlling these hazards and preventing injuries is the point of our safety and health program. One such hazard is presented by airborne contaminants that can cause lung damage, cancer, and other serious conditions. The proper use of respiratory protection to defend against these hazards can prevent illnesses and save lives. That is the point of our facility's respiratory protection program and that is the point of this program. So pay close attention as we get to the point about respiratory protection.

Topics include: fit testing, assigned protection factors (APFs), particulate filter respirators, chemical cartridge respirators, powered-air purifying respirators, the three classes of atmosphere-supplying respirators, user seal checks, basic respirator safety precautions, and proper cleaning and storage procedures.

5056

Categories: Respiratory Safety, To the Point Series
Length: 13 minutes
© 2019



The Respiratory Protection Program: Employee Training ^{ES}

Exposure to hazardous chemicals in the form of dusts, fumes, mists, and gases may cause lung damage, cancer, and other serious ailments to vital organs and the central nervous system. To protect you from these adverse health effects, your company has established a written respiratory protection program in accordance with OSHA's Respiratory Protection Standard. This program, which is available for employee review, outlines the measures taken by your employer to ensure the health and safety of your respiratory system. This video shows employees how this plan works to protect them.

Topics include: employee medical evaluation, respirator selection and assignment protection factors, various types of respirators, hazards of IDLH atmospheres, qualitative and quantitative fit tests, user seal checks, and cleaning and storage of respirators.

3628

Categories: Respiratory Safety
Length: 17 minutes
© 2007



The Respiratory Protection Program: Employee Training (Concise)

Exposure to hazardous chemicals in the form of dusts, fumes, mists, and gases may cause lung damage, cancer, and other serious ailments to vital organs and the central nervous system. To protect you from these adverse health effects, your company has established a written respiratory protection program in accordance with OSHA's Respiratory Protection Standard. This program, which is available for employee review, outlines the measures taken by your employer to ensure the health and safety of your respiratory system. This video shows employees how this plan works to protect them.

Topics include: employee medical evaluation, respirator selection and assignment protection factors, various types of respirators, hazards of IDLH atmospheres, qualitative and quantitative fit tests, user seal checks, and cleaning and storage of respirators.

3935

Categories: Respiratory Safety
Length: 10 minutes
© 2007



The Respiratory Protection Program: Employer Responsibilities

To protect employees from respiratory hazards and environments that are oxygen deficient, employers may require the use of respiratory protection. When respiratory protection is used, employers must follow the regulations laid out in OSHA's Respiratory Protection Standard 191.134. This video provides an overview of the employers responsibilities and discusses key components of a proper respiratory protection program.

Topics include: how the respiratory protection program works, types and uses of respirators, APFs and MUCs, and qualitative and quantitative fit tests.

3631

Categories: Respiratory Safety, Safety Management
Length: 20 minutes
© 2007



Respiratory Protection: A Guide to Clean Breathing ^{ES}

Breathing clean air is what everyone needs to do to stay safe and healthy on the job, but some jobs can expose workers to contaminants that can cause simple irritation or even a serious illness. A respirator is a piece of personal protective equipment like gloves or a hardhat, but they are more complex and require specific training before use. Air purifying respirators can be an effective means to keeping harmful contamination out of workers' lungs, but need to be selected, fitted, used, and maintained in a way that assures protection.

This program covers: hazards in the air; health screening; respirator types, cartridges, and filters; inspecting, using, and maintaining your respirator.



Respiratory Protection: The Facts ^{ES}

Sometimes it is difficult to respect a hazard you can't see or one that may take years to affect you. Respirators can provide protection but only if they are worn and used properly. This video program creates an awareness and respect for the hazards by demonstrating with highly effective graphics how the respiratory system works and the effects of different airborne hazards. The program covers proper use, care, and maintenance of air-purifying respirators and the importance of proper selection and fit. This video program will educate and motivate your worker on when and how to properly use their air-purifying respirator.



Respiratory Protection and Safety

This video program provides employees with important information and helps facilities in complying with requirements of the OSHA Respiratory Standard. Each year, tens of thousands of U.S. workers are exposed to harmful airborne contaminants. These noxious gases, dusts, vapors, and biological pathogens can cause lung damage, cancer, and other serious illnesses. Some can quickly cause loss of consciousness and even death, often without warning. To avoid these hazards, workers need to understand the risks associated with airborne contaminants as well as the government regulations and safe work practices that can protect them. They also need to be familiar with various types of respirators, understand how they work, and know how to use them.

Areas included in the program include: the need for a respiratory protection program, respiratory basics and disposable masks, air-purifying respirators and filter types, atmosphere-supplying respirators including SARs and SCBAs, fit testing a respirator, wearing a respirator, maintaining a respirator, and more.



Breathe Safely: The Proper Use of Respiratory Protection ^{ES}

Exposure to the gases, dusts, mists, and fumes of hazardous chemicals can cause lung damage, cancer, and other serious conditions of the respiratory and central nervous systems as well as other organs. Your organization has implemented a written respiratory protection program to protect workers from the adverse health effects of airborne contaminants while performing your job.

The purpose of this program is to provide employees with an understanding of the respiratory hazards they may encounter in their work areas and how to use the proper respiratory protection to prevent exposures to such hazards.

Topics include: medical evaluations and fit testing; employee responsibility to wear respiratory protection; particulate (filter) respirators; chemical cartridge respirators; PAPRs, SCBAs, and SARs; user seal checks.

4391

Categories: Respiratory Safety
Length: 18 minutes
© 2013

4941

Categories: Respiratory Safety
Length: 17 minutes
© 2018

3051

Categories: Respiratory Safety
Length: 20 minutes
© 2017

1815

Categories: Respiratory Safety
Length: 18 minutes
© 2018



Breathe Safely: The Proper Use of Respiratory Protection (Concise) ^{ES}

Exposure to the gases, dusts, mists, and fumes of hazardous chemicals can cause lung damage, cancer, and other serious conditions of the respiratory and central nervous systems as well as other organs. Your organization has implemented a written respiratory protection program to protect workers from the adverse health effects of airborne contaminants while performing your job.

The purpose of this program is to provide employees with an understanding of the respiratory hazards they may encounter in their work areas and how to use the proper respiratory protection to prevent exposures to such hazards.

Topics include: medical evaluations and fit testing; employee responsibility to wear respiratory protection; particulate (filter) respirators; chemical cartridge respirators; PAPRs, SCBAs, and SARs; user seal checks.



HAZWOPER: Respiratory Protection and Safety ^{ES}

Hazardous materials and waste are a part of many work situations and can be found in many types of facilities and job sites. It is very important for your employees to know how to recognize these potentially dangerous substances, and how to handle and dispose of them properly. As part of OSHA's HAZWOPER regulations, there are varying requirements for employee training, depending on the employee's specific level of involvement with hazardous materials. This program shows viewers the types of respiratory equipment available for HAZWOPER workers and how to use, maintain and test it properly.

Topics include: the need for respiratory protection, basic types of respirators, respirator filter classes and ratings, qualitative and quantitative fit tests, user seals, problems fitting respirators, and cleaning and maintenance procedures.



HAZWOPER: Respiratory Protection ^{ES}

Harmful gases, fumes, vapors, chemicals, oxygen deficient atmospheres – all of these pose a threat to your respiratory system. Respiratory protection is used to protect us from these threats. Respiratory protection ranges from a simple dust mas, all the way up to SCBA. You need information and training on this type of equipment and the hazards involved before you attempt to use respiratory protection.



Crystalline Silica Employee Training ^{ES}

Crystalline silica is a naturally occurring substance used in a wide variety of industries and construction operations, such as the production of cement, sandblasting operations, and the production of glass and ceramics. While silica has many valuable uses, it can also present a danger when workers are exposed to excessive amounts of crystalline silica dust. In fact, there are hundreds of deaths each year and thousands of illnesses attributed to harmful exposures to silica dust. To help prevent such exposures, OSHA recently issued regulations for general industry and maritime operations as well as the construction industry. This program discusses key requirements of the silica standards as well as basic safe work practices that employees should follow to protect themselves from harmful exposure to crystalline silica.

Topics include: effects of exposure, engineering controls, work practice controls, respiratory protection, Table 1 of the Construction Regulation.

1776

Categories: Respiratory Safety
Length: 9 minutes
© 2018

5139

Categories: HAZWOPER, Respiratory Safety
Length: 19 minutes
© 2014

4803

Categories: HAZWOPER, Respiratory Safety
Length: 24 minutes
© 2016

4834

Categories: Chemical Safety, Construction, Respiratory Safety
Length: 15 minutes
© 2016



Crystalline Silica Employee Training (Concise) ^{ES}

Crystalline silica is a naturally occurring substance used in a wide variety of industries and construction operations, such as the production of cement, sandblasting operations, and the production of glass and ceramics. While silica has many valuable uses, it can also present a danger when workers are exposed to excessive amounts of crystalline silica dust. In fact, there are hundreds of deaths each year and thousands of illnesses attributed to harmful exposures to silica dust. To help prevent such exposures, OSHA recently issued regulations for general industry and maritime operations as well as the construction industry. This program discusses key requirements of the silica standards as well as basic safe work practices that employees should follow to protect themselves from harmful exposure to crystalline silica.

Topics include: effects of exposure, engineering controls, work practice controls, respiratory protection, and Table 1 of the Construction Regulation.



Silica Safety in Industrial and Construction Environments ^{ES}

Respirable crystalline silica can create severe health problems for anyone who breathes it. OSHA estimates that more than 100,000 employees in general industry as well as 2 million construction workers are exposed to respirable crystalline silica on the job each year. In order to work safely, employees need to understand the hazards of silica dust and the regulations that have been created to help protect them from it. They should also be able to recognize silica hazards that they may encounter in their workplace and know the equipment and safe practices they should use to reduce their exposure to respirable crystalline silica. This program reminds employees about the hazards of silica dust and what they can do to avoid them.

Topics include: silicosis, OSHA's Silica Standards, Table 1 of the Construction Standard, the Exposure Control Plan, housekeeping, personal protective equipment, and medical surveillance.



Hydrogen Sulfide Employee Training (Concise) ^{ES}

Employees can work safely in areas where the potential of hydrogen sulfide exists by following their organization's Hydrogen Sulfide Contingency Plan, knowing how and when to use respiratory protection, and knowing the meaning of their facility's hydrogen sulfide warning sounds and signals. This program reviews these three key issues and many other precautions that protect employees from H2S exposures when followed.

Topics include: characteristics of hydrogen sulfide, symptoms of H2S exposure, exposure limits, use of respiratory protection, confined space entry, warning devices and monitoring systems, evacuation procedures, and safety tips for working in H2S-prone areas.



Hexavalent Chromium Employee Training

Hexavalent chromium is essential to a number of industrial applications: chromate pigments are used in dyes, ink, and plastics; chromic acid is used in chrome plating; and chromates are used to prevent corrosion in paints and other coatings. While these compounds can be very beneficial, they can also be harmful or lethal to those employees exposed to them. This program discusses the safe work practices these workers must follow to avoid exposures to this hazardous substance.

Topics include: characteristics and properties of hexavalent chromium; effects of exposures, engineering and work practice controls; medical surveillance; the respiratory protection program; protective clothing and equipment; proper housekeeping; and responding to exposures.

4835

Categories: Chemical Safety, Construction, Respiratory Safety

Length: 10 minutes

© 2016

5094

Categories: Chemical Safety, Construction, Respiratory Safety

Length: 16 minutes

© 2018

4043

Categories: Chemical Safety, Respiratory Safety

Length: 10 minutes

© 2010

3629

Categories: Chemical Safety, Respiratory Safety

Length: 17 minutes

© 2007



Hexavalent Chromium Employee Training (Concise) ^{ES}

Hexavalent chromium is essential to a number of industrial applications: chromate pigments are used in dyes, ink, and plastics; chromic acid is used in chrome plating; and chromates are used to prevent corrosion in paints and other coatings. While these compounds can be very beneficial, they can also be harmful or lethal to those employees exposed to them. This program discusses the safe work practices these workers must follow to avoid exposures to this hazardous substance.

Topics include: characteristics and properties of hexavalent chromium; effects of exposures, engineering, and work practice controls; medical surveillance; the respiratory protection program; protective clothing and equipment; proper housekeeping and responding to exposures.



Respiratory Care: Assessing the Adult Respiratory System

As an RN or LPN you have the responsibility for assessing topics from the initial interview including basic anatomy and physiology, lung sounds of common respiratory diseases and therapeutic modalities.

1654

Categories: Chemical Safety, Respiratory Safety

Length: 10 minutes

© 2007

4535

Categories: Healthcare Training, Respiratory Safety

Length: 50 minutes

© 2013

Restaurant / Food Service



Preventing Slips, Trips, and Falls — Restaurant Version

This program is available in five versions, specifically designed to accommodate the needs of the restaurant, retail, hotel, health care, and general industries. Each of the five versions provides industry specific information about how to create a safe environment for both employees and customers. Program highlights include the causes of slips, trips, and falls, how to identify areas of hazard and how to prevent accidents from occurring.



Restaurant Series: Back Injury Prevention ^{ES}

The hospitality industry presents a wide range of lifting situations. All of them can be performed safely if safe lifting techniques are utilized. This video explains the anatomy of the back, body mechanics, basic safe lifting techniques, and more. Armed with this knowledge, employees are more apt to practice safe lifting regardless of which department they work in.



Restaurant Series: Kitchen Safety ^{ES}

The kitchen is perhaps the busiest department in your hotel and employees may be tempted to take shortcuts and ignore safety policies in order to keep up with the pace. This comprehensive video addresses how to work safely with and around food preparation equipment, cleaning equipment, chemicals, knives, food slicers, electrical safety, floors, and more, while maintaining a high level of efficiency.



Restaurant Series: Dishwasher Safety

Dishwashers have unique jobs that present unique hazards. This video is aimed directly at those specific hazards, what dishwashers can do to improve their own personal safety, and the safety of their work environment.


Topics Include: personal responsibility for safety, electrical safety, preventing cuts and burns, identifying safety hazards, chemical safety basics, safe lifting/back injury prevention.



Restaurant Series: Bus Person Safety

Bus persons have demanding jobs. The work is fast-paced and requires attention to safety at all times. This all new program addresses some of the more common hazards bus persons face during the course of their work, and teaches viewers how to take the necessary steps to help minimize the risk of injury to themselves, guests, and co-workers.

Topics include: preventing cuts and burns, how to handle broken glass, working safely with chemicals, slip and fall prevention, safe lifting/back injury prevention.



Pool Safety

The pool is a place to have fun and relax. Because of this fact, safety concerns are all too often overlooked. This video is designed to heighten employee awareness about safety in the pool and surrounding areas. Defines what is, and what is not, acceptable behavior, and gives tips on how to recognize and respond to emergency situations. Since most hotels do not have a lifeguard present at their pools, employees must be aware of activity in and around the pool and know what steps to take if they witness an unsafe condition or act. This video is a great way to inform and educate employees about their safety responsibilities.

3453

Categories: Fall Protection / Prevention, Restaurant / Food Service

Length: 17 minutes
© 2006

3501

Categories: Back Care, Hospitality, Restaurant / Food Service

Length: 9 minutes
© 2015

3514

Categories: Restaurant / Food Service

Length: 12 minutes
© 2006

3657

Categories: Hospitality, Restaurant / Food Service

Length: 10 minutes
© 2005

3658

Categories: Hospitality, Restaurant / Food Service

Length: 9 minutes
© 2005

3710

Categories: Hospitality, Restaurant / Food Service

Length: 10 minutes
© 2007



Restaurant Series: Restaurant Safety Orientation ^{ES}

A safety video that is excellent for new and experienced employees. Trains employees in exposure to "general hazards." Includes basic safety, machinery, electrical safety, back injury prevention, slips and falls, cuts, burns, and employee safety responsibility.



Restaurants: Preventing Slips and Falls ^{ES}

Slips and falls can happen to almost anyone in your restaurant: guests, wait staff, and kitchen staff. These events can happen anywhere on your property, outside, in dining area or back of house. This safety video program discusses steps associates can take to minimize the risks of a slip, trip, or fall in your restaurant. Slips, trips, and falls are 100% preventable. This program will help your employees recognize slip, trip, and fall hazards and take the necessary steps to prevent them.



Preventing Work Related Burns in Restaurants ^{ES}

This safety video explores the fact that the food service industry experiences the highest number of burns of any employment sector, about 12,000 each year. The industry employs approximately 6.5 million workers in the U.S. each year. This industry also compromises one of the largest groups of workers injured on the job in the U.S. These injuries and illnesses are costly and damaging, both for the employee and for the individual restaurant owner. Job injuries and illnesses contribute to absenteeism, light duty assignments or other work restrictions, high turnover, and high workers' compensation costs. Common injuries in restaurants include burns, lacerations, and sprains and strains.



Safe Food Handling

According to the CDC, every year in the US, 48 million people are infected with a foodborne illness, 128,000 are hospitalized and 3,000 people die. Nobody wants this to happen; and it doesn't have to. Foodborne illnesses can be prevented. The first step is education.

This program provides basic, introductory instruction on the six major elements of food handler safety: food-borne illnesses, time and temperature control, personal hygiene, preventing contamination, cleaning and sanitizing equipment and utensils, and housekeeping and maintenance.

Other topics include: temperature control, preventing cross-contamination. This is a great program for both new and experienced staff.



Safe Food Handling — California Version

According to the CDC, every year in the US, 48 million people are infected with a food-borne illness, 128,000 are hospitalized and 3,000 people die. Nobody wants this to happen, and it doesn't have to. Food-borne illnesses can be prevented. The first step is education.

This program provides basic, introductory instruction on the six major elements of food handler safety: Food-borne illnesses, time and temperature control, personal hygiene, preventing contamination, cleaning and sanitizing equipment and utensils, and housekeeping and maintenance.

Other topics include: temperature control, preventing cross-contamination. This is a great program for both new and experienced staff.

4068

Categories: Restaurant / Food Service, Safety Orientation

Length: 13 minutes
© 2011

4070

Categories: Restaurant / Food Service, Fall Protection / Prevention

Length: 9 minutes
© 2011

4071

Categories: Restaurant / Food Service

Length: 10 minutes
© 2011

4208

Categories: Restaurant / Food Service

Length: 23 minutes
© 2012

4209

Categories: Restaurant / Food Service, Cal OSHA

Length: 23 minutes
© 2012



Kitchen Knife Safety ES

Knives are necessary yet potentially dangerous tools. This video is targeted towards anyone who uses knives but focuses on a food service environment. Describes proper personal protective equipment.



Injury Prevention in Restaurants ES

This video examines some of the more common hazards and discusses choices workers can make to protect themselves and co-workers.

Topics include: strains/sprains/bruises and fractures; cuts/lacerations and punctures; burns and scalds; safety tips for kitchen staff, servers/bus people, bar staff, and dishwashers.



Restaurant Series: Sanitation and Personal Hygiene

This program outlines the basic personal hygiene procedures that will help reduce risk in your restaurant.

The program addresses subject such as: preparing to work; proper hand care; how food becomes contaminated; handwashing procedure; when to wash hands; proper glove use; employee illness; personal cleanliness; and proper attire. This information is vital in every restaurant for every employee. A great program for new employees, or for experienced employees as a quick refresher course.




Commercial Kitchen Fire Prevention

Fires are an ever-present danger in a commercial kitchen. But the danger can be controlled and contained by following sound fire prevention principles. This video outlines these principles and delivers information vital to preventing and containing fires in your establishment. Different types of fire suppression systems are discussed as well as how to operate and inspect them. The importance of keeping flues and appliances grease-free are examined, as well as other common sense tips that will help your employees remain safe are also discussed.



Accident Investigation – Restaurant Version ES

This video is for supervisors and managers and explains accident investigations, what to look for in an investigation, witness statements, and fact-finding process.



Security Basics – Restaurant Version ES

Security is an important issue in a restaurant. Being prepared for robberies and other criminal activity can mean the difference between property loss and the loss of human life. Employees need to know how to act and how to react in situations to reduce the risks to employees and guests in your restaurant. This video is a great start.

4410

Categories: Restaurant / Food Service, Hospitality

Length: 10 minutes
© 2014

4618

Categories: Safety Orientation, Restaurant / Food Service

Length: 15 minutes
© 2014

4620

Categories: Hospitality, Restaurant / Food Service

Length: 8 minutes
© 2014

4664

Categories: Fire Safety, Restaurant / Food Service, Hospitality

Length: 5 minutes
© 2015

4767

Categories: Safety Management, Restaurant / Food Service

Length: 11 minutes
© 2010

5013

Categories: Security, Restaurant / Food Service

Length: 5 minutes
© 2018



Safe Alcohol Service – Restaurant Version ES

Over-consumption of alcohol by guests is dangerous and could result in costly legal issues. This program is designed to show employees the basics of safe alcohol service.

Topics Include: how to recognize an intoxicated guest, how to handle an intoxicated guest, how to properly check I.D., how to create an atmosphere to promote responsible drinking.

5014

Categories: Restaurant / Food Service

Length: 5 minutes
© 2019

Safety Management



COVID-19: Staying Safe at Work for Employers ES

The recent pandemic outbreak of the virus that causes COVID-19 temporarily brought the entire world to a halt, with many workplaces shut down, schools closed, people confined to their homes, and medical facilities overwhelmed. Now, for many employers, it's time to ramp up operations and allow employees to return to work. The good news is we can stay safe at work. This program explains the control measures found in a typical workplace infection control plan and explains how those measures are put into practice to prevent the spread of COVID-19 at work.

In addition to explaining the virus's symptoms and its modes of transmission, the program covers the following employer responsibilities: creating a screening process to prevent those likely to be contagious from entering the workplace; encouraging all employees to stay home if they are sick or likely to be contagious; creating the infection control plan to mitigate the virus's modes of transmission — this plan should include a physical distancing policy, a face covering policy, and a sanitation and hygiene program; staying abreast of changing conditions and guidance from the Centers for Disease Control (CDC) as well as Occupational Safety and Health Administration (OSHA), and modify their control measures accordingly.



Accident Investigation for Everyone ES

Accident investigation is a key component of an effective safety process, but very few investigations achieve their intended purpose. All too often the focus of an investigation is finding someone responsible for an incident, but it should really be about finding facts, finding real causes and finding the fixes that will prevent the incident from happening again. For an accident investigation to be successful, it must lead to proactive safety improvements and injury prevention.

This program will help everyone involved in an investigation — management, employees, and investigators — understand their roles in the process. Viewers will also learn how to recognize common mistakes made during investigations, and how to make the right changes that can prevent injuries and improve workplace safety.



Accident Investigation for Everyone (Concise) ES

Accident investigation is a key component of an effective safety process, but very few investigations achieve their intended purpose. All too often the focus of an investigation is finding someone responsible for an incident, but it should really be about finding facts, finding real causes and finding the fixes that will prevent the incident from happening again. For an accident investigation to be successful, it must lead to proactive safety improvements and injury prevention.

This program will help everyone involved in an investigation — management, employees, and investigators — understand their roles in the process. Viewers will also learn how to recognize common mistakes made during investigations and how to make the right changes that can prevent injuries and improve workplace safety.

5107

Categories: Employee Health, Contagious Illnesses, Safety Management

Length: 21 minutes
© 2020

3439

Categories: Safety Management
Length: 23 minutes
© 2006

3972

Categories: Safety Management
Length: 10 minutes
© 2006



Accident Investigation ES

Accidents will happen. We have all heard that statement before. Unfortunately, sometimes it is true. In spite of our best efforts, things occasionally do go wrong. While many accidents seem to happen for obvious reasons, there may be things that contribute to an accident which are not always apparent. That is why it is vital to conduct a thorough accident investigation. This video program shows employees steps that are taken in an accident investigation, and highlights how important it is for employees to fully cooperate with any inquiry. It also points out that while an investigation's focus is to determine the cause of an accident, the overall goal is to prevent similar accidents from happening again.

Areas covered in the program include: the goals of an accident investigation; securing an accident scene; "root-cause" analysis; the importance of investigative interviews; assisting in an accident investigation; the importance of warning signs in accident; reporting the "near misses;" the role of policies, equipment, and training on accident prevention.



Safety Audits ES

A single workplace accident can be devastating. Someone can be injured or even killed. Property, equipment, or materials can be damaged or destroyed, and work could come to a complete stand-still. All of these things can happen if efforts are not made to protect employees. One way to accomplish this is to conduct a safety audit. This is an examination of the work area to make sure it is as safe as possible and all potential hazards are corrected or removed. This training program reminds employees about the goals of a safety audit, and how all workers should become involved.

Areas covered include: definition of a safety audit; a workplace analysis; administrative controls; engineering controls; personal protective equipment; the equipment maintenance program; emergency response procedures; regulatory compliance, safety, and health training; accident investigation; a safety self-assessment.



Accident Investigation — Restaurant Version ES

This video is for supervisors and managers and explains accident investigations, what to look for in an investigation, witness statements, and fact-finding process.



Putting Safety Principles Into Practice with David Lynn, CSP ES

There are five basic safety principles that must be part of any successful safety program: management commitment, employee involvement, worksite analysis, hazard recognition, and employee training. These concepts are also the key components of OSHA's Voluntary Protection Program. In this live presentation, safety professional and motivational speaker David Lynn discusses 15 real-world, successful techniques that can be used to put these five safety principles into practice. Designed as an awareness level program for safety leaders and managers, the program will help viewers change safety attitudes and culture at their organizations.

4794

Categories: Safety Management
Length: 13 minutes
© 2016

4793

Categories: Safety Management, Job Safety Analysis, Hazard Recognition
Length: 15 minutes
© 2015

4767

Categories: Safety Management, Restaurant / Food Service
Length: 11 minutes
© 2010

4236

Categories: Safety Management
Length: 25 minutes
© 2012



OSHA Recordkeeping for Employees ^{ES}

Meet the updated recordkeeping requirements of 29 CFR Part 1904. This video provides the information employees need to help a facility comply with OSHA's revised regulation, and allows an organization to quickly identify and eliminate repetitive hazard situations.

This video program shows employees actual workplace incidents that demonstrate how to report accidents and what information they need to furnish. This video can also be used in conjunction with OSHA Recordkeeping for Managers and Supervisors to train workers at all levels and provide them with a common base of understanding about OSHA's recordkeeping requirements.

Topics covered include: why recordkeeping is important, what recordkeeping is used for, definitions and examples of work-related illnesses and injuries, information employees should provide about an incident situation.



OSHA Recordkeeping for Managers and Supervisors

This video reviews the responsibilities of managers and supervisors in the recordkeeping process and provides basic information on the updated OSHA standard and associated compliance activities.

Topics include: the importance of OSHA recordkeeping, the three main recordkeeping forms, how to determine if you are required to keep injury and illness records and which types of injuries must be recorded, how to determine work-related and new injuries and illnesses, how to fill out the new OSHA forms, employee involvement in the recordkeeping process, and storage of OSHA forms are also covered in the program. (29 CFR Part 194)



The OSHA 300 Log

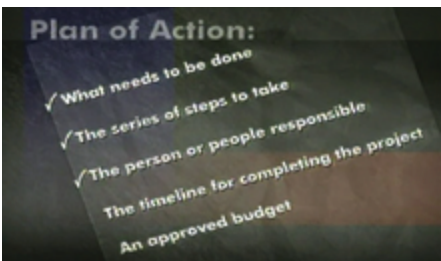
The recordkeeping requirements for occupational injuries have been revised and all companies must be in compliance by January 1, 2020. To avoid possible fines or litigation it's vital htat these new guidelines are understood and followed by anyone assigned the responsibility of injury and illness recordkeeping procedures, Human Resources personnel and supervisors.

This video explains, step by step, exactly what the new requirements are, and explains in simple language how effective compliance can be achieved.



Safety Committees: The Real Story

When a safety committee is properly formed, supported, and budgeted they can be invaluable to the safety program. It's important to understand the reasons why safety committees fall or die a slow death. This safety video program covers the assignments and responsibilities of the safety committee members.



Effective Safety Committees

Keeping your employees safe and free of injury should always be a top priority, but you may often feel overwhelmed with the number of safety issues that need to be addressed. This training program addresses your concerns as you begin the process of establishing a safety committee. It also answers the questions your committee members may have about their role and responsibility in the safety process.

Includes additional training sessions designed to provide specific training for safety committee members.

4923

Categories: Safety Management
Length: 16 minutes
© 2017

3579

Categories: Safety Management
Length: 20 minutes
© 2017

3446

Categories: Safety Management
Length: 12 minutes
© 2006

4706

Categories: Safety Management
Length: 10 minutes
© 2015

3181

Categories: Safety Management
Length: 16 minutes
© 2001



Cal OSHA AB2774

In 2011, the State of California enacted a new legislation that radically affected how Cal/OSHA defines the term "serious violation." Examples include, but are not limited to, serious exposure to a chemical exceeding and established permissible exposure limit, or violation of any standard regarding the use of a carcinogen and usually result in higher penalties. This leads to far more citations, higher penalties, more enforcement actions, and serious violations that are much harder to contest. Managers and supervisors are at risk. This program explains the laws in California and how to prevent such conditions and penalties.

4060

Categories: Safety Management, Cal OSHA
Length: 10 minutes
© 2011



Manager On Duty – Hospitality Version

This video focuses on some of the more vital issues relating to safety and security. A manager on duty may not actually be performing the duties or responsibilities in each issue we discuss, but they are responsible to ensure they are done, or not done, to protect the safety of our guests, property, and associates.

Topics include: guest privacy, evictions, DRAM shot, aggressive behavior, employee/guest injuries, noise complaints, drugs/weapons, and many more.

4619

Categories: Safety Management, Hospitality, Security
Length: 13 minutes
© 2014



Breakthrough Safety Leadership – Hospitality Version

"Breakthrough Leadership" is an approach to safety management that is proactive: taking actions to affect behaviors that, in turn, produce desired results. Your property's safety systems are in place – they're solid. They work if they're implemented properly. That's exactly what Breakthrough Safety Leadership is, focusing on the behaviors that lead to a safe environment, not focusing on the end result which could be "zero accidents" or some other reduction goal. This videos takes you on a stepby-step, detailed journey through the entire Breakthrough Leadership process and shows viewers exactly what they need to do to get the results they desire.

4617

Categories: Hospitality, Safety Management
Length: 13 minutes
© 2014



I2P2 Injury and Illness Prevention Programs ^{ES}

Employers and employees can work together to find and fix the hazards in their workplace, before people get sick, injured, or killed. The process begins when a company decides to strengthen its safety culture by adopting an Injury and Illness Prevention Program, known within OSHA as I2P2. This safety video provides employees with important information on how this organized approach to workplace safety can significantly reduce accidents and injuries, and how the workers themselves can play a major role in making the program work.

4795

Categories: Employee Health, Safety Management
Length: 20 minutes
© 2015



The Respiratory Protection Program: Employer Responsibilities

To protect employees from respiratory hazards and environments that are oxygen deficient, employers may require the use of respiratory protection. When respiratory protection is used, employers must follow the regulations laid out in OSHA's Respiratory Protection Standard 191.134. This video provides an overview of the employers responsibilities and discusses key components of a proper respiratory protection program.

Topics include: how the respiratory protection program works, types and uses of respirators, APFs and MUCs, and qualitative and quantitative fit tests.

3631

Categories: Respiratory Safety, Safety Management
Length: 20 minutes
© 2007



Dealing With Drug and Alcohol Abuse for Managers ^{ES}

Substance abuse is a huge, worldwide problem. In the United States alone there are over 5 million binge drinkers, 17 million illegal drug users and almost 15 million people who abuse prescription medications. Most substance abusers have jobs. In fact, it is estimated that one out of every ten workers has a substance abuse problem. An employee with an alcohol or drug problem can decrease productivity, create a hostile work environment, and damage a company's good name. Worst of all, the actions of a worker who is "under the influence" can completely undermine a company's efforts to keep people safe. The second in a two-part series on dealing with drug and alcohol abuse in the workplace, the training program "Dealing with Drug and Alcohol Abuse for Managers and Supervisors" discusses the various forms of substance abuse that are typically found in the workplace, how managers and supervisors can detect substance abuse problems, and what they should and shouldn't do if they discover a worker with a substance abuse problem.

The program includes information on: how substance abuse can affect a workplace, laws and regulations related to substance abuse, how to help create an alcohol and drug-free workplace, the role of education and testing in preventing substance abuse, recognizing on-the-job substance abuse, how to handle substance abuse situations.



Close Calls and Near Misses ^{ES}

This video stresses to employees the importance of reporting all close calls and near miss incidents so that proper action can be taken to improve work conditions and prevent injuries.

Topics include: employee complacency, escalation of unreported incidents, correcting hazards and unsafe conditions, control of emotions, and recognizing and avoiding unsafe acts.



Close Calls and Near Misses (Concise) ^{ES}

This video stresses to employees the importance of reporting all close calls and near miss incidents so that proper action can be taken to improve work conditions and prevent injuries.

Topics include: employee complacency, escalation of unreported incidents, correcting hazards and unsafe conditions, control of emotions, and recognizing and avoiding unsafe acts.



The Aging Workforce: Management Training — Hospitality Version

The Bureau of Labor Statistics (BLS) projects that the number of people over 55 years old in the workforce will rise to 32 million by the year 2025, a 75% increase since the year 2000. By 2020 this sector of the workforce, according to the Census Bureau, will increase by 73%, while the number of young workers will increase by only 5%. This program will help managers develop and implement strategies that will allow their companies to capitalize on the strengths of this ever-growing sector of the employment base. It will enable them to be better prepared to handle the challenges that may arise with older employees as part of their workforce.



The Aging Workforce: Management Training

The Bureau of Labor Statistics (BLS) projects that the number of people over 55 years old in the workforce will rise to 32 million by the year 2025, a 75% increase since the year 2000. By 2020 this sector of the workforce, according to the Census Bureau, will increase by 73%, while the number of young workers will increase by only 5%. This program will help managers develop and implement strategies that will allow their companies to capitalize on the strengths of this ever-growing sector of the employment base. It will enable them to be better prepared to handle the challenges that may arise with older employees as part of their workforce.

3443

Categories: Drugs and Alcohol, Safety Management
Length: 19 minutes
© 2017

3361

Categories: Behavior Based Safety, Safety Management
Length: 19 minutes
© 2000

1526

Categories: Behavior Based Safety, Safety Management
Length: 7 minutes
© 2000

3715

Categories: Human Resources, Safety Management, Hospitality
Length: 12 minutes
© 2007

3713

Categories: Human Resources, Safety Management
Length: 12 minutes
© 2007



Bullying and Other Disruptive Behavior for Managers ^{ES}

Fear, anger, frustration, humiliation, helplessness — these feelings shouldn't be part of anyone's job description. But they can be common in workplaces where bullying and other disruptive behavior is a problem. Your customers know that this type of behavior interferes with the functioning of a workplace, disturbs and threatens employees, and can even affect their health, as well as damage a company's business and reputation. Employees and managers both need to understand bullying and disruptive behavior, and know what to do to prevent it or shut it down.

This video program focuses on tools and techniques that can be used to raise awareness of the problem in a department, investigate reports of disruptive behavior, and intervene as necessary.



Dealing With Drug and Alcohol Abuse for Construction Managers ^{ES}

Supervisors need to respect a worker's private life. But what if a worker had too much to drink one night? Or another worker smoked some dope over a weekend? How about the employee who has been taking medications that could impair their ability to work safely? When substance abusers arrive at work, they don't leave their problems at the door. What these employees are doing both on- and off-duty could cause them to have a serious accident. Managers and supervisors need to know how substance abuse can affect a workplace, how to recognize signs of abuse, and what they can do to handle abuse situations. This video training program discusses the various forms of substance abuse that are typically found in the workplace, how managers and supervisors can detect substance abuse problems, and what they should and shouldn't do if they discover a worker with a substance abuse problem.

Topics include: how substance abuse can affect a workplace, related laws and regulations, creating an alcohol and drug-free workplace, the roles of education and testing, recognizing on-the-job substance abuse, how to handle substance abuse situations.



Preventing Sexual Harassment for Managers and Supervisors ^{ES}

Most managers and supervisors have heard about fines and lawsuits brought against companies that ignore "sexual harassment." And while they are the first lines of defense in preventing sexual harassment incidents, many managers and supervisors don't know what constitutes harassment, or what they should do if it occurs. Complicating things is that recognizing sexual harassment can be difficult. Conduct that might appear harmless to one person could be harassment to others. The second of a three-part series on preventing sexual harassment in the workplace, "Preventing Sexual Harassment for Managers and Supervisors" looks at behaviors and actions that can constitute sexual harassment, discusses why managers and supervisors must pay particular attention to what they say and do, and examines how to recognize sexual harassment in the workplace.

Areas covered in the program include: what constitutes sexual harassment, managers' and supervisors' responsibilities, preventing sexual harassment, recognizing sexual harassment, what to do if sexual harassment occurs.

4822

Categories: Harassment, Workplace Violence, Safety Management
Length: 22 minutes
© 2016

4229

Categories: Drugs and Alcohol, Construction, Safety Management
Length: 19 minutes
© 2017

3462

Categories: Harassment, Human Resources, Safety Management
Length: 14 minutes
© 2006



Motivating Employees During Change

This program will show you how to communicate with your employees every step of the way during organizational change. You'll learn why it's important to show sensitivity and be a sounding board to build trust with your employees.

You'll also discover how to: communicate a clear, consistent message that reinforces the positive aspects of change; keep morale high and reduce complaining once the change is in place; teach employees to overcome fear; enlist "influence agents" to increase acceptance; announce the change in a way that will lower resistance; employ the "BACK" technique to put the change into perspective; keep the momentum going once the change has begun; motivate employees according to their personalities; monitor how well you're communicating the change.



Better Meeting Management

Put an end to unproductive meetings, for good! Are too many unproductive, wasteful meetings eating up your time? If so, then here is the better-meeting-management-training program you've been waiting for to put an end to unproductive meetings. This program begins by showing you the advantages and disadvantages of meetings in the pre-meeting step, then walks you through a systematic decision-making process. This all results in a productive problem-solving or informational meeting that everyone wants!

You'll learn to: understand when to/or not to hold a meeting by using A-C-T, correctly distinguish who should be invited to a meeting, set a clear, purposeful agenda, crystallize the nature of the problems/issues and poignantly define objectives, implement "problem re-formulation" to come up with workable ideas, observe the three basic rules of brainstorming, use "matching orders" to assign follow-up actions.

4177

Categories: Human Resources, Safety Management

Length: 22 minutes

© 2003

4197

Categories: Human Resources, Safety Management

Length: 22 minutes

© 2002

Safety Orientation



Orientation to Safety for New Employees

New employees are asked to learn a lot of important information regarding their responsibilities. None of these responsibilities is more important than workplace safety. Our safety program is designed to prevent workplace incidents or injuries through employee training, eliminating hazards, following safe work procedures and the use of personal protective equipment. All employees must help in our safety efforts by reporting to work each day well rested, fit for duty, and committed to performing your job in a safe manner. This program discusses the most common safety issues new hires may encounter while performing their jobs and the safe work practices and job procedures that must be followed to prevent injuries and ensure that everyone arrives home safely at the end of each day.

Topics include: various types of personal protective equipment; preventing slips, trips and falls; ladder safety; pedestrian safety; safe lifting techniques; hazard communication; lockout/tagout; emergency response; bloodborne pathogens; incident reporting; and confined spaces.

5084

Categories: Safety Orientation

Length: 35 minutes

© 2020



OSHA 10 Hour Training for General Industry: Introduction to OSHA

In the U.S., workplace safety and health is regulated by the Occupational Safety and Health Administration, an agency of the United States Department of Labor. Commonly referred to as OSHA, the Occupational Safety and Health Administration has responsibility for protecting workers' safety and health. They achieve this by developing and enforcing safety and health standards, maintaining a recordkeeping system that tracks job-related injuries and illnesses, and by providing training programs related to occupational safety and health. This program discusses these primary functions of OSHA and how they affect employers and their employees.


Other topics include: OSHA's mission and jurisdictions, PPE and other employer responsibilities, employee rights mandated by the OSH Act, and how workers can file a complaint.

5057

Categories: Safety Orientation, OSHA 10 Hour Training

Length: 29 minutes

© 2019



Introduction to OSHA

This video program discusses the rights and responsibilities employees and employers have under OSHA and how the agency enforces its regulations. The Occupational Safety and Health Act of 1970 gave employees the right to a safe and healthy workplace. The OSH Act also created OSHA, the Occupational Safety and Health Administration, which creates regulations to protect worker health and safety across the country.

To comply with OSHA requirements and build safety culture in the workplace, employers need to ensure that employees have a solid understanding of OSHA's mission and how the agency protects them on the job.

Areas included in the program include: information on OSHA and its mission, employees' rights under OSHA, employers' responsibilities under OSHA, how OSHA inspections are conducted, filing a complaint with OSHA, and learning more about safety and health issues.

4858

Categories: Safety Orientation

Length: 21 minutes

© 2017



New Hire Safety Essentials

All employees should be aware that their workplace contains hazards that can cause injury or death if not controlled or avoided, but new hires might not be fully aware of these hazards. Thus, safety training provides the information, procedures, and protective equipment necessary to prevent injuries. Taking the time to do the job correctly and being aware of their surroundings help workers make it home safe at the end of each shift. This safety training video discusses many of the fundamentals and knowledge new hires need to stay safe in their new job.

Topics include: personal protective equipment; hazards of moving equipment and moving machine parts; HazCom/chemical hazards; confined space awareness; lockout/tagout awareness; bloodborne pathogens; emergency response.



New Hire Safety Essentials [Concise]

All employees should be aware that their workplace contains hazards that can cause injury or death if not controlled or avoided, but new hires might not be fully aware of these hazards. Thus, safety training provides the information, procedures, and protective equipment necessary to prevent injuries. Taking the time to do the job correctly and being aware of their surroundings help workers make it home safe at the end of each shift. This safety training video discusses many of the fundamentals and knowledge new hires need to stay safe in their new job.

Topics include: personal protective equipment; hazards of moving equipment and moving machine parts; HazCom/chemical hazards; confined space awareness; lockout/tagout awareness; bloodborne pathogens; emergency response.



An Introduction to Workplace Safety

Safety — freedom from danger, risk, or injury. That’s the goal of this company and it must be your goal as well. It doesn’t matter if you’re a brand new worker or one with many years of experience; we all play a critical role in maintaining a safe and healthy workplace. This video provides an overview of the roles and responsibilities of both the company and the employee in regard to safety and how these elements fit together to form a comprehensive safety program.

Topics include: identifying workplace hazards, controlling hazards, personal protective equipment, safety responsibilities of the company and employees, unsafe acts, and how the company’s safety culture works to protect employees.



An Introduction to Workplace Safety [Concise]

Safety — freedom from danger, risk, or injury. That’s the goal of this company and it must be your goal as well. It doesn’t matter if you’re a brand new worker or one with many years of experience; we all play a critical role in maintaining a safe and healthy workplace. This video provides an overview of the roles and responsibilities of both the company and the employee in regard to safety and how these elements fit together to form a comprehensive safety program.

Topics include: identifying workplace hazards, controlling hazards, personal protective equipment, safety responsibilities of the company and employees, unsafe acts, and how the company’s safety culture works to protect employees.

4850

Categories: Safety Orientation
Length: 15 minutes
© 2017

4851

Categories: Safety Orientation
Length: 9 minutes
© 2017

3596

Categories: Safety Orientation
Length: 13 minutes
© 2007

3830

Categories: Safety Orientation
Length: 7 minutes
© 2007



Industrial Safety Overview

Whether this is your first job or you’re an experienced worker, you must be aware that one of the most important responsibilities you have is doing your job as safely as possible. Studies indicate that most workplace injuries are caused by unsafe acts and a large percentage of these injuries are suffered by new employees. No matter what kind of work we do or what type of environment we work in, different hazards exist that must be avoided. By developing a personal commitment to safety, each one of us can prevent injuries that involve these hazards and unsafe acts.

This program covers many specific training subjects essential for new employees, while stressing the importance of a good safety attitude.

Topics include: safety responsibilities, working with machines, lockout/tagout, electrical safety, power tools, warning signs and chemical safety, good housekeeping, emergency plans, ladder safety, fall prevention, lifting techniques, lifting equipment, PPE, infectious materials, and medical testing programs are also covered.



Don’t Be a Dummy About Industrial Safety

In this video from our “Don’t Be A Dummy” Series, our workplace “dummies” show viewers just how easily accidents can happen. But accidents don’t just happen to dummies, they happen to real workers with families, like your employees. This comprehensive orientation program covers 16 specific training topics essential for new hires while stressing the importance of development of a good safety attitude.

Topics include: lockout/tagout, electrical safety, power tools, warning signs, good housekeeping, emergency plans, PPE, and working around machinery.



High-Impact Workplace Safety

While no one plans to be killed or injured at work, all too often this is what happens when workplace safety is not at the top of our “to do” list each day. Staying safe on the job doesn’t just happen, it takes effort and commitment from everyone. Featured in this program are several workplace injury scenarios that show the consequences of unsafe acts and how the job could have been done the “right way.”



High-Impact Workplace Safety [Concise]

While no one plans to be killed or injured at work, all too often this is what happens when workplace safety is not at the top of our “to do” list each day. Staying safe on the job doesn’t just happen, it takes effort and commitment from everyone. Featured in this program are several workplace injury scenarios that show the consequences of unsafe acts and how the job could have been done the “right way.”



Don’t Be A Dummy About Industrial Safety [Concise]

In this video from our “Don’t Be A Dummy” Series, our workplace “dummies” show viewers just how easily accidents can happen. But accidents don’t just happen to dummies, they happen to real workers with families, like your employees. This comprehensive orientation program covers 16 specific training topics essential for new hires while stressing the importance of development of a good safety attitude.

Topics include: lockout/tagout, electrical safety, power tools, warning signs, good housekeeping, emergency plans, PPE, and working around machinery.

5018

Categories: Safety Orientation
Length: 10 minutes
© 2001

2101

Categories: Safety Orientation
Length: 22 minutes
© 2001

3414

Categories: Attitude, High-Impact, Safety Orientation
Length: 19 minutes
© 2001

1542

Categories: Attitude, High-Impact, Safety Orientation
Length: 10 minutes
© 2001

1541

Categories: Safety Orientation
Length: 9 minutes
© 2001



Safety Orientation for Industrial Environments ^{ES}

Employees in industrial environments face different hazards than those in office or warehousing environments. For this reason they need training that address the hazards they face in the course of their jobs.


This safety video program covers general safety rules, workplace hazards, PPE, machine guarding, emergency action plans, slips and falls, housekeeping, working at heights, hazard communication, forklifts, body mechanics, and other vital information.



HAZWOPER: Safety Orientation ^{ES}

Hazardous materials and waste are a part of many work situations and can be found in many types of facilities and job sites. It is very important for your employees to know how to recognize these potentially dangerous substances, and how to handle and dispose of them properly. As part of OSHA's HAZWOPER regulations, there are varying requirements for employee training, depending on the employee's specific level of involvement with hazardous materials. This program will help employees understand how developing a good safety attitude and acquiring needed knowledge and skill is critical to working safely around hazardous materials.

Topics include: preparing to work with hazardous materials, dangers of bad mental habits, avoiding complacency, working within your limitations, controlling your emotions and acquiring HAZMAT safety information.



HAZWOPER: Orientation ^{ES}

As protecting the environment and people increases, training becomes critical. This program focuses on the various laws and regulations relating to hazardous waste and the basics of HAZWOPER requirements, laws, and regulations. Outlines minimum emergency plan requirements, and identifies regulations applicable to HAZWOPER operations.



Safety Bob's Comprehensive Construction Safety ^{ES}

Construction work is very dangerous, as nearly 1,000 workers are killed and thousands of others are injured on construction jobsites each year. While there have been many safety improvements over the years to control the hazards that contribute to these incidents, new and inexperienced workers still get hurt on the jobsite way too often. This program stresses the point that these workers must be responsible for their own personal safety. Construction Safety Specialist Bob Synnett discusses the hazards of construction work and what actions construction workers can take to avoid mishaps on the job.

Topics include: PPE, excavation, ladder safety, scaffolding, fall protection, and electrical safety.



Making Safety Work ^{ES}

In just an instant, a workplace injury can transform a productive worker into one who is unable to work. This is why workplace injuries must be prevented and why all employees are needed to make our safety program work. This safety video provides an overview of common workplace hazards and how they are to be controlled while also demonstrating the importance of each employee's commitment and participation in the safety effort. Viewers will also see how easily injuries can occur when employees decide not to take responsibility for their safety.

Topics include: lockout/tagout, PPE, bloodborne pathogens, confined space entry, hazard communication, good housekeeping, and pedestrian safety.

4663

Categories: Safety Orientation

Length: 18 minutes

© 2015

5142

Categories: HAZWOPER

Categories: Safety Orientation

Length: 17 minutes

© 2014

4802

Categories: HAZWOPER, Safety Orientation

Length: 16 minutes

© 2016

4367

Categories: Construction, Safety Orientation

Length: 24 minutes

© 2013

4326

Categories: Safety Orientation

Length: 21 minutes

© 2013



Making Safety Work (Concise) ^{ES}

In just an instant, a workplace injury can transform a productive worker into one who is unable to work. This is why workplace injuries must be prevented and why all employees are needed to make our safety program work. This safety video provides an overview of common workplace hazards and how they are to be controlled while also demonstrating the importance of each employee's commitment and participation in the safety effort. Viewers will also see how easily injuries can occur when employees decide not to take responsibility for their safety.

Topics include: lockout/tagout, PPE, bloodborne pathogens, confined space entry, hazard communication, good housekeeping, and pedestrian safety.



Safety Awareness for New Employees ^{ES}

Starting a new job always gives people plenty to think about, but there's something very important they need to focus on from the start workplace safety. Workplace safety means thinking "safety first" on their first day on the job, and every day thereafter.

This safety video for new employee training addresses many of the most important safety issues confronting employees across a range of industries. Content is divided into concise chapters that look at commonly encountered workplace hazards, and how you can protect yourself from them, so new hires can start working safely right away.



Starting Out Right: Employee Safety Orientation

This video contains 10 fundamental safety orientation topics for new employees. Ranging from one to six minutes in length, each individual module may be presented based on the information covered during your employee orientation session. You can tailor the training by clicking the topics you need for your employees.

The orientation modules are as follows: introduction to safety, personal protective equipment, material handling, slips and falls, forklifts and pedestrians, hazard communication, lockout/tagout, bloodborne pathogens, emergency response, injury reporting.



Safety Orientation ^{ES}

Thinking about safety should be as natural as thinking about other aspects of the job. Employees should be able to anticipate the possibility of accidents before they happen. Yet workplace accidents cause millions of people to suffer painful injuries every year, and cost business almost \$9 billion per year in medical bills, lost wages, and lost production time. This video addresses two of the most prominent safety issues confronting employers today — that of developing a good "safety attitude" in their employees, as well as providing "introductory" safety training.

Topics covered include: developing "safety awareness," basics of accident prevention, hazard evaluation, safety housekeeping, tool use and maintenance, fire prevention and safety, use of personal protective equipment, and more.



High-Impact Safety Awareness ^{ES}

Accepting responsibility for personal safety and a good safety attitude are the keys to avoiding accidents in the workplace. This dynamic program re-creates accidents that result from common employee safety errors to illustrate the importance of making safety a personal priority. From ladder safety to lockout/tagout, the viewer will be provided with valuable lessons relating to a wide array of safety topics.

4327

Categories: Safety Orientation

Length: 10 minutes

© 2013

4735

Categories: Safety Orientation

Length: 33 minutes

© 2015

4402

Categories: Safety Orientation

Length: 42 minutes

© 2013

3709

Categories: Safety Orientation

Length: 14 minutes

© 2018

1524

Categories: Safety Orientation, High-Impact

Length: 18 minutes

© 1995



Safety Bob’s Comprehensive Construction Safety (Concise)

Construction work is very dangerous, as nearly 1,000 workers are killed and thousands of others are injured on construction jobsites each year. While there have been many safety improvements over the years to control the hazards that contribute to these incidents, new and inexperienced workers still get hurt on the jobsite way too often. This program stresses the point that these workers must be responsible for their own personal safety. Construction Safety Specialist Bob Synnett discusses the hazards of construction work and what actions construction workers can take to avoid mishaps on the job.

Topics include: PPE, excavation, ladder safety, scaffolding, fall protection, and electrical safety.



Safety Orientation in Construction Environments ES

Addresses two of the most prominent safety issues confronting employers today: developing a good “safety attitude” in their employees, as well as providing “introductory” safety training.

Topics include: the mental aspects of safety, basics of accident prevention, hazard evaluation and safety housekeeping, tool use and maintenance, fires and other emergencies, use of personal protective equipment.



Safety Bob’s Construction Safety Orientation ES

With over 25 years of experience as a construction safety professional, Bob Synnett is dedicated to teaching new and inexperienced workers how to stay safe on the job. In this program, Bob stresses that construction work is dangerous and that each person is responsible for his or her own safety on the jobsite. He discusses a variety of safety issues that are vital in keeping construction workers from getting hurt on the job, including PPE, excavation and trenching safety, ladder and scaffolding safety, fall protection, electrical safety, and the importance of a good safety attitude.



Safety Orientation: Solid Waste Training

This program provides a broad overview of hazards solid waste workers face in the course of their everyday jobs. Contains critical information for new employees but also effective for experienced workers. Addresses proper clothing, personal protective equipment, fire protection, mechanical and electrical safety.



Safety Orientation: Nursing

Program designed to provide basic safety orientation information to nurses. Includes safe lifting techniques, needle stick prevention, basic infection control procedure, electrical safety, and other important topics.

4368

Categories: Construction, Safety Orientation

Length: 13 minutes

© 2013

3947

Categories: Safety Orientation, Construction

Length: 13 minutes

© 2018

1712

Categories: Construction, Safety Orientation

Length: 21 minutes

© 2007

3871

Categories: Safety Orientation, Solid Waste

Length: 12 minutes

© 2008

3620

Categories: Safety Orientation, Healthcare Training

Length: 14 minutes

© 2007



Hospitality: Safety Orientation ES

New hires are asked to learn a lot of important information regarding their responsibilities. None of these responsibilities is more important than workplace safety. Our safety program is designed to prevent workplace incidents or injuries through employee training, eliminating hazards, following safe work procedures, and the use of personal protective equipment. All employees must help in our safety efforts by reporting to work each day well rested, fit for duty, and committed to performing their job in a safe manner. This program discusses the most common safety issues new workers may encounter while performing their jobs, and the safe work practices and job procedures that must be followed to prevent injuries and ensure that they arrive home safely at the end of each day.

Topics include: various types of personal protective equipment, preventing slips, trips, and falls; ladder safety; pedestrian safety; safety lifting techniques; hazard communication; lockout/tagout; emergency response; bloodborne pathogens; incident reporting; and confined spaces.



Restaurant Series: Restaurant Safety Orientation ES

A safety video that is excellent for new and experienced employees. Trains employees in exposure to “general hazards.” Includes basic safety, machinery, electrical safety, back injury prevention, slips and falls, cuts, burns, and employee safety responsibility.



Injury Prevention in Restaurants ES

This video examines some of the more common hazards and discusses choices workers can make to protect themselves and co-workers.

Topics include: strains/sprains/bruises and fractures; cuts/lacerations and punctures; burns and scalds; safety tips for kitchen staff, servers/bus people, bar staff, and dishwashers.



Safety Orientation – Supermarket Series

The supermarket/grocery environment presents a broad range of safety training challenges. This program touches on many of the most common hazards and examines ways to minimize risk.

Viewers receive brief, overview training on a variety of topics including: preventing slips and falls, back injury prevention, preventing cuts and burns, food safety, hazard communications, machinery safety and more.



Safety Orientation – Agriculture

Meets OSHA requirements for training employees in general hazards. Includes reporting for work, proper clothing, safe lifting, machine guarding, lockout/tagout, and electrical safety.



Packing House Safety – Agriculture

The packing house can be a very dangerous place if employees aren’t aware of the hazards present. Presents an in-depth look at machine guarding as well as forklift traffic and other hazards. This video explains these hazards and how to work risk-free in a packing house environment.

5076

Categories: Safety Orientation, Hospitality, Safety Orientation

Length: 10 minutes

© 2019

4068

Categories: Restaurant / Food Service, Safety Orientation

Length: 13 minutes

© 2011

4618

Categories: Safety Orientation, Restaurant / Food Service

Length: 15 minutes

© 2014

4051

Categories: Safety Orientation, Supermarket Safety

Length: 20 minutes

© 2011

4355

Categories: Safety Orientation, Agriculture

Length: 15 minutes

© 2013


4353

Categories: Safety Orientation, Agriculture

Length: 10 minutes

© 2013



Janitorial Safety  Janitorial workers have many, many responsibilities. It would probably be easier to talk about what they don't do than what they do on a daily basis. Regardless of how many different tasks they perform or how busy they are, safety should be the top priority. It's simply this. That's what this program is all about, examining common hazards janitorial staff face on a daily basis and the steps they can take to minimize risk.

Topics include: PPE; back injury prevention; bloodborne pathogens; slips, trips and falls; electrical safety chemicals.



Orientation to Lab Safety This program covers the most important safety issues that both new employees and "seasoned veterans" face in the laboratory.



Trucking Orientation Meets OSHA requirements for training employees in exposure to general hazards. Addresses footwear, clothing, personal protection, lifting safely, material handling, forklift safety, and general safety requirements in a terminal distribution center.

4665
Categories: Safety Orientation
Length: 12 minutes
© 2015

3053
Categories: Laboratory Safety, Safety Orientation
Length: 11 minutes
© 2000

3310
Categories: Driving Safety, Safety Orientation, Truck and Transit
Length: 13 minutes
© 2005

School Safety



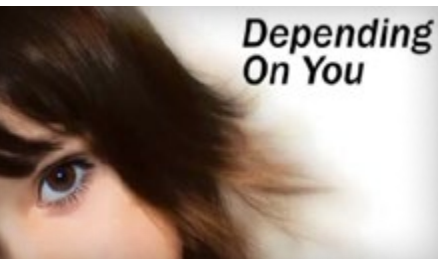
Playground Safety This program teaches students how to avoid accidents on the playground, how to report accidents, and the importance of obeying rules to prevent accidents.



School Bus Safety Stresses the importance of safety on the school bus that will help protect the children who ride it.



Chemical Hazards and Materials (Schools) Over the years, we've learned that the nation's hazardous waste problems cannot be cured by simply burying waste in the land. Treating chemicals prior to land disposal will not necessarily remedy our hazardous waste problems. It's essential that we first minimize the generation and subsequent need for treatment, storage, and disposal of hazardous waste. This concept, called "waste minimization," is essential for ensuring a healthful environment for us all.



Depending On You The National Centers for Disease Control (CDC) has labeled the maltreatment of children as a "substantial public health problem." As recently as 2008 in California, there were more than 7,000 referrals for investigation of child abuse and neglect involving nearly 5,000 children. These statistics are staggering. But, what can be done? More importantly, what *must* be done. The first step in prevention is reporting the problem.

There are many Mandated Reporters as defined by law: health practitioners, teachers, teachers' aides, childcare custodians, employees of child protective agencies, commercial film and photo print processors, clergy, firefighters, animal control and humane society officers, child visitation monitors, in-home support service staff, alcohol and other drug counselors, court-appointed special advocates

This video will help all Mandated Reporters learn: definitions of abuse and different types of abuse, how to recognize abuse, procedures for reporting abuse, liability for failure to report abuse, legal protections for reporters. Mandated reporters have a vital responsibility to help protect our children. This video will help them do just that.



Bloodborne Pathogens for Schoolteachers Schoolteachers can often find themselves in a situation where they could be exposed to a bloodborne pathogen. This video serves as a practical guide designed for teachers and other school employees on how to deal with a situation when a potential bloodborne pathogen exposure occurs. Using scenes filmed in an actual classroom, this high-quality program explains how staff can protect themselves and how they can keep the classroom safe.

3447
Categories: School Safety
Length: 19 minutes
© 2006

3861
Categories: Driving Safety, School Safety
Length: 13 minutes
© 2008

4003
Categories: Chemical Safety, School Safety
Length: 14 minutes
© 2010

4231
Categories: School Safety
Length: 34 minutes
© 2012

4268
Categories: Bloodborne Pathogens, School Safety
Length: 10 minutes
© 2010



CDL Training for School Bus Drivers

School bus driving is an important job that requires many responsibilities. There are several aspects to be considered. These include: inspecting the school bus, safe operation, student management, and more.

This safety video is compiled with information in compliance with the federal CDL school bus driver handbook. The video also covers many important components to the CDL manual and gives you a more in-depth look into each of these components.



Garage Repair Shop Safety

The repair shop has just about every hazard you can imagine due to the wide variety of work that's performed there. This video is great for informing new employees what to expect and also for experienced employees to remind them of the many hazards they face and the steps they can take to prevent injury.

Topics Include: PPE, electrical safety, chemical safety, and back injury prevention. It contains a wealth of information from around the shop.



Working With Special Needs Children

Working with children that have special needs it's a unique job, an important job. There are a lot of people depending on you, not just the kids. But, the kids are why you're here, right? Part of your job is safety. The safety of your kids and your own personal safety. Isn't a safe environment what we want for everyone? In this safety training video we'll cover a few common safety-related issues and discuss ways you can minimize or reduce risk. Safety is everyone's responsibility.



Crossing Guard Safety

The goal? The safety of children. A Crossing Guard's job is protecting them. What could be more important than that? In 2008, one-fifth (2%) of all children between the ages of 5 and 9 who were killed in traffic crashes were pedestrians. Roadway crossings are complex, with many things to pay attention to. Children have neither the experience, nor the ability to understand the complexity of an intersection.

This safety training video is designed to help the new or experienced crossing guard understand the regulations relating to traffic safety and how to safely help children cross the street.



Active Shooter Facts and Prevention

Incidents involving active shooters continue to be in the news. These acts of violence are becoming more commonplace in today's society, and although your chances of being a victim of an active shooter incident are minuscule, it is important your school and your associates plan and be prepared for such an incident. The purpose of this informational training is not to alarm viewers, but rather to enlighten them to some of the elements of an active shooter scenario and what they can do to be prepared to deal with such an act in your school.

4733

Categories: School Safety

Length: 49 minutes

© 2015

4769

Categories: School Safety, Maintenance & Operations

Length: 15 minutes

© 2015

4836

Categories: School Safety, Driving Safety

Length: 11 minutes

© 2016

4837

Categories: School Safety

Length: 14 minutes

© 2016

4838

Categories: Workplace Violence, School Safety

Length: 7 minutes

© 2016

Security



Cybersecurity

When your employee is at risk, your business is at risk. Organizations need to be one step ahead of the criminal wave. Americans are more worried about cybercrime than being a victim of violent crime and with good reason. Any computer connected to the internet is vulnerable and most users are not properly trained to avert cyberattacks. Hackers are becoming more sophisticated in their attempt to confiscate email accounts and employee data. This program discusses cyber defense awareness training programs, hackers, data breaches, and security solutions.



Headaches for Vandals: Job Site Vandalism and Tool Theft Prevention

Construction jobsites are a common target for vandals. Equipment is parked in remote locations and building materials and tools are easily targets for vandals. This video provides a number of tips and techniques to help you reduce or even stop vandalism.



Stealing from Thieves: Equipment Theft Prevention

Construction jobsites are a common target for thieves. Equipment is usually easy to start, parked in remote locations and has a higher value than the average car. This program provides a great set of tips and techniques to help you reduce or even stop theft of your equipment.



DOT HazMat Security Training In-Depth

In an effort to fight terrorism and improve the security of hazardous materials being shipped, the Department of Transportation has added three major security requirements to their HAZMAT regulations. Companies that handle hazardous materials must develop a "Security Plan," and give their employees "Security Awareness" and "In-Depth Security" training. This video makes employees aware of the risks associated with transporting hazardous materials and gives them an understanding of their facility's HAZMAT Security Plan.

Topics include: the DOT's HAZMAT security requirements, the risks associated with transporting hazardous materials, the contents of a HAZMAT Security Plan, organizational security structure, facility security objectives, security procedures, employees' security responsibilities, actions to take in the event of a security breach.



DOT HazMat Security Awareness 

In an effort to fight terrorism and improve the security of hazardous materials being shipped, the Department of Transportation has added three major security requirements to their HAZMAT regulations. Companies that handle hazardous materials must develop a "Security Plan," and give their employees "Security Awareness" and "In-Depth Security" training. The training program "DOT HAZMAT Security Awareness" focuses on helping employers provide their employees with the security awareness portion of this training, giving employees an awareness of the security risks associated with transporting hazardous materials.

Areas covered in this program are: The DOT HAZMAT security requirements, Security risks associated with transporting hazardous materials, Methods that have been designed to enhance transportation security, How to recognize security risks, Responding to possible security threats.

5236

Categories: Human Resources, Security

Length: 5 minutes

© 2019

4418

Categories: Construction, Security

Length: 20 minutes

© 2003

4417

Categories: Security, Construction

Length: 30 minutes

© 2003

3860

Categories: DOT Hazardous Materials, Security

Length: 18 minutes

© 2018

3211

Categories: DOT Hazardous Materials, Security

Length: 15 minutes

© 2018



Security Awareness for Work, Travel, and Home ^{ES}

Whether we are at work, traveling, or at home, maintaining awareness about security is one thing that each of us can do to make our world a little safer for everyone. The purpose of this video is to increase awareness of security issues and help viewers to understand what they can do to remain secure while at work, while traveling or at home.

Topics include: workplace security, employee identification and access, threats of workplace violence, harmful materials in mail and shipments.


The full-length version of this program also includes tips for the following: security for hotel guests, security while driving, airport security, security in the home are also covered in the program.



Hotel Security: The Basics

This program is designed for new or inexperienced security staff.

The program teaches: the basics of hotel security: how to dress, how to interact with guests, how to conduct routine security duties, dealing with suspicious individuals and others. The program also discusses security personnel's role in customer service as well as which attitudes and behaviors enhance a properties image and those they should avoid. A great program for orientation training for security staff.



Hotel Security Handling Modern Threats

This program is designed to take the viewer past the basics into some of the regulatory challenges facing hotel security personnel in today's business environment.

Topics Include: ever-expanding liability, the Emergence of Standards and Guidelines, the risk assessment process, a growing demand for dangerous activities, the ongoing threat of terrorism. A great way to keep your security staff up to date and engaged in potential issues at your property, and the issues facing the hospitality industry as a whole.



Security Begins at the Front Desk

Security at a hotel requires the participation and cooperation of everyone on staff, not just security personnel. Front desk personnel are a crucial part of the security of your property. They are often the first line of defense and have perhaps the most visible role in spotting and preventing potential threats, and reporting suspicious activity. Without vigilant front desk staff, the security of any property is at higher risk. This program is a great tool for training front desk associates, bell staff, or anyone working in, around, or near your property's lobby.

Topics Include: protecting guest privacy, human trafficking, emergency response, key control.



Security Awareness – Hospitality Version ^{ES}

Working in a hotel is a unique experience. There's always a lot of activity. Guests and employees arrive and depart around the clock. This activity makes for an exciting workplace, but it also increases security risks both in public and non-public areas. This program is designed to make associates more aware of their responsibilities and provide them with techniques and procedures to ensure their own safety and the safety of guests. In addition, the video takes a look at a few common situations and illustrates the right way and the wrong way to handle them. Great for everyone on staff.



Hotel Security Not on My Shift

Security — it's a part of your job, no matter what part of the property you work in. The front desk, housekeeping, engineering, valet, and others have an equal responsibility when it comes to maintaining the security of your facilities. This responsibility is awareness — keeping your eyes open for suspicious activity, knowing what to look for, and reporting it when you see it. You can help protect yourself, your co-workers and your guests from tragedy. This video tells you how.

1146

Categories: Security,
Off Job Safety
Length: 16 minutes
© 2001

4049

Categories: Security,
Hospitality
Length: 12 minutes
© 2011

4258

Categories: Security,
Hospitality
Length: 13 minutes
© 2013

4345

Categories: Security,
Hospitality
Length: 8 minutes
© 2013

4766

Categories: Security,
Hospitality
Length: 12 minutes
© 2004

4985


Categories: Security,
Hospitality
Length: 6 minutes
© 2018



Manager on Duty – Hospitality Version ^{ES}

This video focuses on some of the more vital issues relating to safety and security. A manager on duty may not be actually perform the duties or responsibilities in each issue we discuss, but they are responsible to ensure they are done, or not done, to protect the safety of guests, property, and associates.

Topics include: guest privacy, evictions, DRAM shot, aggressive behavior, employee/guest injuries, noise complaints, drugs/weapons, and many more.



Security Basics – Restaurant Version ^{ES}

Security is an important issue in a restaurant. Being prepared for robberies and other criminal activity can mean the difference between property loss and the loss of human life. Employees need to know how to act and how to react in situations to reduce the risks to employees and guests in your restaurant. This video is a great start.



Safety and Security

Everyone deserves to work in a safe and secure environment, but companies can't create this environment without the help of each and every employee. This video shows employees how to take personal responsibility for on-the-job safety and security, so that they can really make a difference. This video contains dramatic scenarios that show what could happen if employees don't work toward safety and security in the workplace.

Each scenario illustrates one of the following points:

- Be alert to intruders, what can happen when an intruder is allowed into your company, and what to do if it happens.
- Observe posted warnings, what posted warnings protect, and how to take responsibility for following them.
- Support your company's drug-abuse policy, why your support is crucial, and how to handle problems discreetly.



Enforcing Security Rules: The Security Officer's Role

The enforcement of security rules is a continuing responsibility of uniformed security officers. Although employees' supervisors are ultimately responsible for explaining and enforcing security and other workplace rules, supervisors can't keep an eye on their employees every minute. That's why security officers must understand and enforce the rules also. It's a rather difficult responsibility. This video program provides security officers with methods and information to make them more effective in this important job.



Anthrax Threat

This video outlines the steps one should take to deal with suspicious letters or packages. It provides a detailed summary of what anthrax is, how someone can become infected, and how the infection affects the body. It emphasizes how knowledge, a calm attitude, and taking proper precautions are the best defense against any potential anthrax threat. This video is the first in a new six-part series on terrorism.

4619

Categories: Safety Management,
Hospitality,
Security
Length: 13 minutes
© 2014

5013

Categories: Security,
Restaurant / Food
Service
Length: 5 minutes
© 2018

3491

Categories: Security
Length: 9 minutes
© 2006

3490

Categories: Security
Length: 17 minutes
© 2006

3315

Categories: Security
Length: 15 minutes
© 2005




Bomb Threat Procedures ^{ES}

This program trains all employees on bomb threats, emergency action procedures, what to look for, and actions employees and management can take to reduce the impact of real or fake bomb threats. Each facility's emergency evacuation procedures will complement this training.



Bio-Terrorism

The Centers for Disease Control (CDC) has identified particular viruses as high-priority agents for bio-terrorism because they include organisms that pose a risk to national security. Learn about 'Category A' high-priority biological diseases such as Anthrax, Botulism, Plague, Smallpox, Tularemia, and Viral Hemorrhagic Fever.



Security Procedures for Armored Transportation

Security is at the very heart of the Armored Transport Industry. While every transport company has their own individual policies and procedures, the techniques and processes in this video are common to anyone transporting cash or other valuables in an armored vehicle. A great introduction or refresher for the basics of armored vehicle security.

Topics Include: the importance of proper uniform, use of deadly force, exiting and entering the vehicle, driver and cash tech responsibilities, proper parking robbery response.

3153

Categories: Emergency Response, Security
Length: 10 minutes
© 2019

4483

Categories: Healthcare Training, Security
Length: 25 minutes
© 2004

4261

Categories: Security, Driving Safety
Length: 13 minutes
© 2013

Severe Weather



Severe Weather Safety: Prepare, Survive and Recover ^{ES}

Because severe weather can strike anywhere without notice, you must be ready to respond appropriately. Lightning, flooding, pounding hail, tornadoes, and hurricanes cause property damage, injuries, and fatalities in all parts of the world each and every year. While any one of these weather events can cause destruction alone, when their effects are combined, the consequences can be devastating. For this reason, it is imperative that everyone be prepared for inclement conditions, no matter where they live and work, and that's the purpose of this program — to review the proper actions that should be taken before, during, and after a severe weather event.



Severe Weather Safety: Prepare, Survive and Recover (Concise) ^{ES}

Because severe weather can strike anywhere without notice, you must be ready to respond appropriately. Lightning, flooding, pounding hail, tornadoes, and hurricanes cause property damage, injuries and fatalities in all parts of the world each and every year. While any one of these weather events can cause destruction alone, when their effects are combined, the consequences can be devastating. For this reason, it is imperative that everyone be prepared for inclement conditions, no matter where they live and work, and that's the purpose of this program — to review the proper actions that should be taken before, during, and after a severe weather event.



Severe Weather Alert: Are You Prepared? ^{ES}

Would you know what to do if a severe weather event occurred in your area? Severe weather can happen anywhere at any time. You must be prepared, because you often have to respond with little or no notice. This program offers some facts, tips, and warnings that can help you survive serious weather emergencies.


Topics include: severe weather watches and warnings, hazards posed by thunderstorms, flooding and moving water, being prepared for tornadoes, emergency response plans, and precautions to take once a storm has passed.



Severe Weather Alert: Are You Prepared? (Concise) ^{ES}

Would you know what to do if a severe weather event occurred in your area? Severe weather can happen anywhere at any time. You must be prepared, because you often have to respond with little or no notice. This program offers some facts, tips and warnings that can help you survive serious weather emergencies.

Topics include: severe weather watches and warnings, hazards posed by thunderstorms, flooding and moving water, being prepared for tornadoes, emergency response plans and precautions to take once a storm has passed.



Hurricanes, Tornadoes and Floods

We have witnessed the devastating effects of natural disasters such as hurricanes, tornadoe, and floods during the past several years. We cannot stop mother nature, but we can reduce damage to property and protect people's lives with proper preparation. This program will show the viewer how to prepare for an impending catastrophe. The viewer will learn the emergency procedures that apply before, during, and after the storm.

5032

Categories: Severe Weather, Emergency Response
Length: 18 minutes
© 2019

5033

Categories: Severe Weather, Emergency Response
Length: 9 minutes
© 2019

3195

Categories: Severe Weather, Emergency Response
Length: 15 minutes
© 2001

1574

Categories: Severe Weather, Emergency Response
Length: 11 minutes
© 2001

3040

Categories: Severe Weather
Length: 17 minutes
© 2000



Driving In Extreme Weather Conditions – Trucking

The information in this program will reinforce safety practices when you drive and work in extreme weather conditions. As you drive through challenging weather conditions, proceed slowly and cautiously. Discusses several types of conditions you might encounter while driving in heavy snow, black ice, poor visibility, construction, and night driving. Provides suggestions to help you avoid an accident.



Earthquake Safety

Damage from a major earthquake can be wide spread, devastating to our homes, industry, to our complex roadways, and to some large public buildings. Earthquakes cannot be prevented, but knowing what to do before, during, and after an earthquake can make all the difference. The most crucial element in surviving any type of natural disaster is preparation. Effective preparation can save your life, the lives of family members, or of co-workers. This program explains how to prepare for earthquakes and other emergencies at work. Designed to mitigate property damage and prevent injuries during emergencies.



Preventing Hypothermia

Hypothermia can be a serious health problem. This film covers all aspects of prevention and treatment. A great program for anyone who works, lives, or travels to locations with harsh winter conditions.

4062

Categories: Driving Safety,
Severe Weather,
Truck and Transit

Length: 15 minutes
© 2011

3864

Categories: Emergency Response,
Severe Weather

Length: 12 minutes
© 2008

3246

Categories: Winter / Holiday Safety,
Severe Weather

Length: 12 minutes
© 2004

Ski Area Safety



Ski Area: Professional Skiing and Riding

In a ski area, sometimes people forget about safety. But safety must remain in the forefront of everyone's mind. This video outlines some of the most common hazards on the mountain and details actions that can be taken to help minimize the risk to guests and employees alike. This is a great program for beginners and an even better program for experienced professionals who think they know it all!



Ski Area: Safe Lifting

Lifting, carrying — we do it all the time. Sometimes it's something simple as a piece of paper off the ground, other times it's something heavy like a fallen skier. They both have one thing in common, they can injure your back if not performed properly. But the good news is, they can all be performed properly. And if you do, you shouldn't experience any discomfort, pain, or debilitating injuries. Yes, there 's a safe way to lift anything, and this program shows you how.



Ski Area: Safe Operation of Snowmobiles

Snowmobiles are versatile machines in use at just about every winter resort. They are also potentially dangerous, especially when operated near skiers, regardless of experience level. This video takes a look at some basic safe operating procedures and provides some common sense tips about how to prevent accidents and injuries.



Ski Area: Situational Awareness

Situational Awareness — it's the key to safety — anywhere. In a factory, in a hotel, on the road and at a ski resort. This video stresses personal responsibility for accident prevention and teaches the system Observe, Decide, Act as the basis for correcting hazards.



Ski Area: Slips and Falls

Ski Areas — snow, ice, water, slippery surfaces — they increase the potential for a slip, trip or fall. But does this mean a slip, trip or fall *has* to happen — Of course not. Slips, trips and Falls are preventable and that's what this program is all about — prevention. The program examines some common slip, trip and fall accidents common to ski areas and examines the root causes of each.

4986

Categories: Ski Area Safety
Length: 6 minutes
© 2018

4987

Categories: Back Care,
Ski Area Safety
Length: 4 minutes
© 2018

4988

Categories: Equipment Specific
Videos,
Ski Area Safety
Length: 8 minutes
© 2018

4989

Categories: Ski Area Safety
Length: 5 minutes
© 2018

4990

Categories: Fall Protection /
Prevention,
Ski Area Safety
Length: 7 minutes
© 2018

Solid Waste



Safety Orientation: Solid Waste Training

This program provides a broad over view of hazards Solid Waste workers face in the course of their everyday jobs. Contains critical information for new employees but also effective for experienced workers.


Addresses proper clothing, personal protective equipment, fire protection, mechanical and electrical safety.



Commercial Operations: Solid Waste Training

Commercial routes have specific hazards. This program addresses these hazards and outlines steps that should be taken to minimize risk.

Topics include: safe vehicle operation, container pickup and accessibility, roll-off containers, transfer stations, landfills and more.



Pre-Trip Inspection: Solid Waste Training

The trucks and equipment your company operates are great pieces of equipment. They're versatile. They're powerful. And, they have to be inspected. A proper inspection protects workers and those working around them by ensuring that the equipment they are using is mechanically safe. And that's what this video is all about how to perform a thorough, consistent and accurate pre-shift inspection.



Route Safety: Solid Waste Training

Identifying and eliminating hazards are part of each driver's responsibilities. This program will help drivers analyze hazards and report them immediately to ensure their safety, the safety of their equipment and the safety of others on the same route in the future.

Topics Include: Pavement Damage, Overhead Hazards, Loading Docks, Container Accessibility, Unsanitary Conditions, Hazardous Waste and other hazards.



Backing Accident Prevention: Solid Waste Training

A large portion of total accidents in the Solid Waste industry occur while backing. However, backing accidents are 100% Preventable. This program will give your drivers effective tools and teach them techniques that will help them avoid backing accidents.



Residential Operations: Solid Waste Training

Residential routes present unique hazards.

This program addresses: vehicle safety; trash pick-up; customer relations; slips and falls; loading and dumping.

3871

Categories: Safety Orientation, Solid Waste

Length: 12 minutes

© 2008

3872

Categories: Solid Waste

Length: 12 minutes

© 2008

3874

Categories: Solid Waste, Driving Safety, Equipment Specific Videos

Length: 9 minutes

© 2008

3875

Categories: Driving Safety, Solid Waste

Length: 9 minutes

© 2008

3877

Categories: Driving Safety, Solid Waste

Length: 10 minutes

© 2008

4396

Categories: Solid Waste

Length: 11 minutes

© 2013

Speak Up About Safety!



I Chose to Look the Other Way: Three Stories of Workplace Safety ES

In this new version of the popular safety poem "I Chose to Look the Other Way," viewers will witness examples of three common scenarios of workers not speaking up about safety. The storylines feature a failure to follow lockout/tagout, an employee neglecting to wear PPE, and a worker choosing not to wear fall protection as the primary causes of incidents that result in fatalities; however, your employees will learn that the root cause of each was a reluctance to speak up. They will be convinced that speaking up about unsafe acts is critical in the prevention of workplace injuries.



I Chose to Look the Other Way (Non-Graphic) ES

When employees are willing to speak to co-workers about unsafe acts, injuries can be prevented. This video dramatically tells the story of an employee who failed to speak up when witnessing an unsafe act. By choosing to look the other way, he allowed the needless death of a co-worker to occur. Based on the popular safety poem by Don Merrell, this program shows how speaking up about unsafe acts can save lives and help develop a positive safety culture. Verses from the poem are meshed with the video's action to deliver a stimulating safety message.



Knock It Off! (Concise)

Jeff "Odie" Espenship is a United States Air Force A-1 Warthog fighter pilot and international airline pilot. As a popular motivational speaker, Odie uses his unique experiences to connect with audiences and explain how to work safely in a high-risk and sometimes dangerous environment. Odie is also the founder and owner of Target Leadership, an organization dedicated to teaching safety leadership and creating a positive safety culture. In this program, Odie discusses the concept of calling a "knock it off" immediately when recognizing dangerous behavior, while his friend and fellow fighter pilot Wes Sharp encourages viewers to speak up and tell co-workers to "keep off the grass" when they witness an unsafe act. While recalling personal experiences from their military careers involving "knock it off" and "keep off the grass," Odie and Wes teach essential lessons that can be applied to any work environment.



Knock It Off! ES

Jeff "Odie" Espenship is a United States Air Force A-1 Warthog fighter pilot and international airline pilot. As a popular motivational speaker, Odie uses his unique experiences to connect with audiences and explain how to work safely in a high-risk and sometimes dangerous environment. Odie is also the founder and owner of Target Leadership, an organization dedicated to teaching safety leadership and creating a positive safety culture. In this program, Odie discusses the concept of calling a "knock it off" immediately when recognizing dangerous behavior, while his friend and fellow fighter pilot Wes Sharp encourages viewers to speak up and tell co-workers to "keep off the grass" when they witness an unsafe act. While recalling personal experiences from their military careers involving "knock it off" and "keep off the grass," Odie and Wes teach essential lessons that can be applied to any work environment.

4660

Categories: Attitude, Behavior Based Safety, Speak Up About Safety!

Length: 13 minutes

© 2014

4246

Categories: Attitude, Behavior Based Safety, Speak Up About Safety!

Length: 12 minutes

© 2001

4160

Categories: Attitude, Speak Up About Safety!

Length: 10 minutes

© 2010

4159

Categories: Attitude, Speak Up About Safety!

Length: 17 minutes

© 2010



Ready, Willing and Able: Giving and Accepting Constructive Safety Feedback (Concise) ^{ES}

Employees being ready, willing and able to give and accept constructive safety feedback is one of the most powerful and effective ways to improve workplace safety. In this unique presentation, Safety Professional Tom Harvey encourages viewers to have the confidence and courage to engage in a constructive safety conversation when a safety problem arises. He also reviews the guidelines that we all should follow once we make the commitment to get involved in the feedback process. Real-world examples of workers communicating with one another are used to illustrate how positive reinforcement is a far better method of encouraging safe behavior than giving negative feedback and criticism.



Ready, Willing and Able: Giving and Accepting Constructive Safety Feedback ^{ES}

Employees being ready, willing and able to give and accept constructive safety feedback is one of the most powerful and effective ways to improve workplace safety. In this unique presentation, Safety Professional Tom Harvey encourages viewers to have the confidence and courage to engage in a constructive safety conversation when a safety problem arises. He also reviews the guidelines that we all should follow once we make the commitment to get involved in the feedback process. Real-world examples of workers communicating with one another are used to illustrate how positive reinforcement is a far better method of encouraging safe behavior than giving negative feedback and criticism.



What Would You Say? (Concise) ^{ES}

We all occasionally witness unsafe behavior. But talking with our co-workers about safety can be difficult. We don't want to hurt feelings, we don't want to make people mad. But we don't want anyone to get hurt. This new video helps us learn to effectively communicate with our co-workers when we see them behaving unsafely. What Would You Say? features three potentially hazardous workplace incidents in which workers confront each other about the hazards. In each incident, examples of poor communication are demonstrated. Then examples of effective and positive communication techniques are demonstrated. Techniques that we can all use, on the job and off.

This video focuses on easy to use communication techniques including: be positive, show that you are concerned about their safety, explain the consequences of the hazard or unsafe behavior, be specific with your comments. The video also helps us learn to respond in a positive way if someone is pointing out our unsafe actions. Suitable for new and experienced employees in a wide variety of settings.

Available in eight languages.



I Chose to Look the Other Way (Concise) ^{ES}

When employees are willing to speak to co-workers about unsafe acts, injuries can be prevented. This video dramatically tells the story of an employee who failed to speak up when witnessing an unsafe act. By choosing to look the other way, he allowed the needless death of a co-worker to occur. Based on the popular safety poem by Don Merrell, this program shows how speaking up about unsafe acts can save lives and help develop a positive safety culture. Verses from the poem are meshed with the video's action to deliver a stimulating safety message.

3955

Categories: Attitude, Speak Up About Safety!
Length: 10 minutes
© 2008

3893

Categories: Attitude, Speak Up About Safety!
Length: 23 minutes
© 2008

3705

Categories: Attitude, Speak Up About Safety!
Length: 10 minutes
© 2007

3665

Categories: Attitude, Behavior Based Safety, Speak Up About Safety!
Length: 5 minutes
© 2001



What Would You Say? ^{ES}

We all occasionally witness unsafe behavior. But talking with our co-workers about safety can be difficult. We don't want to hurt feelings, we don't want to make people mad. But we don't want anyone to get hurt. This new video helps us learn to effectively communicate with our co-workers when we see them behaving unsafely. What Would You Say? features three potentially hazardous workplace incidents in which workers confront each other about the hazards. In each incident, examples of poor communication are demonstrated. Then examples of effective and positive communication techniques are demonstrated. Techniques that we can all use, on the job and off.

This video focuses on easy-to-use communication techniques including: be positive, show that you are concerned about their safety, explain the consequences of the hazard or unsafe behavior, be specific with your comments. The video also helps us learn to respond in a positive way if someone is pointing out our unsafe actions. Suitable for new and experienced employees in a wide variety of settings.

Available in eight languages.



I Could Have Saved A Life That Day ^{ES}

This dramatic video tells the story of an employee who failed to take action when witnessing the warning signs of impending workplace violence. His decision to "look the other way" not only ended in the senseless death of a co-worker, but also resulted in a fellow employee spending the rest of his life behind bars.



I Chose to Look the Other Way ^{ES}

When employees are willing to speak to co-workers about unsafe acts, injuries can be prevented. This video dramatically tells the story of an employee who failed to speak up when witnessing an unsafe act. By choosing to look the other way, he allowed the needless death of a co-worker to occur. Based on the popular safety poem by Don Merrell, this program shows how speaking up about unsafe acts can save lives and help develop a positive safety culture. Verses from the poem are meshed with the video's action to deliver a stimulating safety message.



I Could Have Saved A Life That Day (Concise) ^{ES}

This dramatic video tells the story of an employee who failed to take action when witnessing the warning signs of impending workplace violence. His decision to "look the other way" not only ended in the senseless death of a co-worker, but also resulted in a fellow employee spending the rest of his life behind bars.

3316

Categories: Attitude, Speak Up About Safety!
Length: 15 minutes
© 2006

3187

Categories: Workplace Violence, Speak Up About Safety!
Length: 15 minutes
© 2001

3175

Categories: Attitude, Behavior Based Safety, Speak Up About Safety!
Length: 12 minutes
© 2001

1585

Categories: Workplace Violence, Speak Up About Safety!
Length: 10 minutes
© 2001

Summer Safety



Heat Stress: Working Safely in the Heat (Concise) ES

Each year on average 370 people are killed at work by heat stress and over 3,000 workers suffer heat-related injuries that can have life-long consequences.

Working in hot conditions can easily bring on heat-related illnesses if we aren't proactive in preventing them. So it is important to understand that Heat stress and heat-related illness, can cause more than just discomfort. If it's not treated early enough — they can lead to hospitalization or even death.

This program provides an overview of how the body regulates heat and how to recognize the warning signs when these processes aren't working.

The viewer will learn to recognize and treat symptoms of: heat rash, heat cramps, heat syncope, heat stress, heat stroke.

Most importantly, the program offers advice on preventing symptoms from occurring and understanding how to work safely in the heat.



Heat Stress: Working Safely in the Heat ES

Each year on average 370 people are killed at work by heat stress and over 3,000 workers suffer heat related injuries that can have life-long consequences.

Working in hot conditions can easily bring on heat-related illnesses if we aren't proactive in preventing them. So it is important to understand that Heat stress and heat-related illness, can cause more than just discomfort. If it's not treated early enough — they can lead to hospitalization or even death.

This program provides an overview of how the body regulates heat and how to recognize the warning signs when these processes aren't working.

The viewer will learn to recognize and treat symptoms of: heat rash, heat cramps, heat syncope, heat stress, heat stroke.

Most importantly, the program offers advice on preventing symptoms from occurring and understanding how to work safely in the heat.



Understanding and Preventing Heat-Related Illnesses (Concise) ES

As hot conditions intensify this summer and we continue to perform our regular job duties, the potential for heat-related illnesses rises dramatically. Collectively known as heat stress, these illnesses are serious and can even cause death in some cases. Your employees must be vigilant in their efforts to prevent them. This safety video program discusses how hot conditions affect the human body, the symptoms of heat-related ailments and what to do if we start to experience them, how to treat victims of heat stress, and most importantly, the precautions that must be taken to avoid problems when working in hot environments.

Other topics include: becoming acclimated to the heat, use of the buddy system, preventing heat stress at indoor facilities, and specialized clothing and protective devices for working in hot conditions.

5039

Categories: Heat Stress, Summer Safety
Length: 6 minutes
© 2018

4978

Categories: Heat Stress, Summer Safety
Length: 12 minutes
© 2018

4075

Categories: Heat Stress, Summer Safety
Length: 9 minutes
© 2011



Understanding and Preventing Heat-Related Illnesses ES

As hot conditions intensify this summer and we continue to perform our regular job duties, the potential for heat-related illnesses rises dramatically. Collectively known as heat stress, these illnesses are serious and can even cause death in some cases. Your employees must be vigilant in their efforts to prevent them. This safety video program discusses how hot conditions affect the human body, the symptoms of heat-related ailments and what to do if we start to experience them, how to treat victims of heat stress, and most importantly, the precautions that must be taken to avoid problems when working in hot environments.

Other topics include: becoming acclimated to the heat, use of the buddy system, preventing heat stress at indoor facilities, and specialized clothing and protective devices for working in hot conditions.



101 Days of Summer Safety (Concise) ES

From the Memorial Day weekend through the Labor Day holiday, we enjoy all types of warm-weather events, but summer is also a critical time for injuries. In fact, more mishaps occur during these 101 days than they do the rest of the entire year. The key to preventing summertime injuries is to utilize the same safe work practices and attitude we use on the job and apply them to our off-job activities.

This video provides a variety of safety tips that will help protect employees from common hazards of the season.



Summer Sports and Recreation Safety

Summertime allows many enjoyable activities after work, on the weekend, and while on vacation. While we all enjoy summer sporting and recreational activities, we must also be alert to their dangers. We must continue to be aware of our own personal safety as well as the safety of those around us. Personal safety is a responsibility both on and off the job. This video points out many off-job hazards and provides safety tips to help you stay safe this summer.

Topics include: avoiding heat stress, injury risks of various sporting events, safety precautions for the pool and lake, boating safety, and water skiing safety.



101 Days of Summer Safety ES

From the Memorial Day weekend through the Labor Day holiday, we enjoy all types of warm-weather events, but summer is also a critical time for injuries. In fact, more mishaps occur during these 101 days than they do the rest of the entire year. The key to preventing summertime injuries is to utilize the same safe work practices and attitude we use on the job and apply them to our off-job activities. This video provides a variety of safety tips that will help protect employees from common hazards of the season.



Working Safely in Hot Environments (Concise) ES

This program shows viewers how to prevent and respond to various heat-related problems by using prevention techniques, how to recognize the signs and symptoms of heat stress, and what first aid procedures to administer when assisting victims of specific heat-related illnesses. Featured are several heat-related illness scenarios that illustrate the importance of staying alert, using good judgment, and knowing the warning signs of heat stress when working in hot environments.

4074

Categories: Heat Stress, Summer Safety
Length: 16 minutes
© 2011

3926

Categories: Summer Safety, Off Job Safety
Length: 11 minutes
© 2008

3822

Categories: Off Job Safety, Summer Safety
Length: 10 minutes
© 2008

3815

Categories: Summer Safety, Off Job Safety
Length: 20 minutes
© 2008

3275

Categories: Heat Stress, Summer Safety
Length: 10 minutes
© 2001



Working Safely in Hot Environments ES

This program shows viewers how to prevent and respond to various heat-related problems by using prevention techniques, how to recognize the signs and symptoms of heat stress, and what first aid procedures to administer when assisting victims of specific heat-related illnesses. Featured are several heat-related illness scenarios that illustrate the importance of staying alert, using good judgment, and knowing the warning signs of heat stress when working in hot environments.

3163

Categories: Heat Stress,
Summer Safety
Length: 15 minutes
© 2001

Supermarket Safety



Convenience Store Safety

There are many things to keep in mind when working in a convenience store; safety and security should be at the top of the list. This program was developed to increase employee awareness in areas such as proper housekeeping and safe lifting procedures. Viewers are also given information relating to proper actions to take to prevent robberies as well as how to act during and after a robbery or attempted robbery.

4202

Categories: Supermarket
Length: 12 minutes
© 2012



Baler Safety — Supermarket Series

Different types of balers may operate in slightly different ways. But they all have common safety hazards and safe operating procedures. This program is designed to train employees how to operate a baler safely.

4054

Categories: Equipment Specific
Videos,
Supermarket Safety
Length: 7 minutes
© 2011



Box Cutter Safety — Supermarket Series

Regardless of the type of box cutters used in your store, they all can cause serious injuries if not used properly. This short video is designed to show employees the dangers of box cutters as well as steps they can take to remain safe.

Topics include: safe postures, blade disposal and safe blade changing techniques.

4053

Categories: Hand Safety,
Supermarket Safety
Length: 6 minutes
© 2011



Back Injury Prevention — Supermarket Series

This program stresses preparation, technique and fitness as the keys to back injury prevention. The importance of stretching and warming up is stressed as a way to be proactive about back safety. Safe lifting techniques are vital in a supermarket/grocery environment due to the wide range of lifting challenges. A variety of situations are presented along with ways to prevent strain, stress or injury.

4052

Categories: Back Care,
Supermarket Safety
Length: 10 minutes
© 2011



Safety Orientation — Supermarket Series

The supermarket/grocery environment presents a broad range of safety training challenges. This program touches on many of the most common hazards and examines ways to minimize risk.

Viewers receive brief, overview training on a variety of topics including: preventing slips and falls, back injury prevention, preventing cuts and burns, food safety, hazard communications, machinery safety and more.

4051

Categories: Safety Orientation,
Supermarket Safety
Length: 20 minutes
© 2011



Preventing Slips, Trips, and Falls — Supermarket Series

Supermarkets. Grocery Stores. Busy places with a lot of activity and foot traffic. Not just out front on the sales floor but in the back room as well. Personal safety, the safety of fellow team members and the safety of our customers should be our top priority. One way to make your store a safer place for everyone is by preventing slips, trips, and falls. Slips, trips, and falls are some of the most common incidents in your industry and it doesn't have to be that way. Why? Because slips, trips, and falls are almost always preventable. This program shows you how.

4050

Categories: Fall Protection /
Prevention,
Supermarket Safety
Length: 9 minutes
© 2011

To the Point Series



To the Point About: Eliminating Driving Distractions ^{ES}

While most people envision distracted driving as a teenager using a cell phone behind the wheel, the problem is really a lot more complex than that. Distraction also involves many other factors, including complacency, fatigue, and frustration. This program discusses the dangers of distracted driving and provides an overview of the various types of distractions. It also explains how one distraction can lead to another and reviews tips, practices, and habits that can be used to eliminate driving distractions, prevent vehicle crashes, and save lives.

Topics include: why distracted driving is a problem, the four specific types of distraction, multi-faceted distractions, controlling potential distractions before driving, the roles of our physical and mental states in driving awareness, and how to avoid complacency while driving.



To the Point About: Respiratory Protection ^{ES}

Our workplace is full of hazards, hazards that can hurt us or kill us. Controlling these hazards and preventing injuries is the point of our safety and health program. One such hazard is presented by airborne contaminants that can cause lung damage, cancer, and other serious conditions. The proper use of respiratory protection to defend against these hazards can prevent illnesses and save lives. That is the point of our facility's respiratory protection program and that is the point of this program. So pay close attention as we get to the point about respiratory protection.

Topics include: fit testing, assigned protection factors (APFs), particulate filter respirators, chemical cartridge respirators, powered-air purifying respirators, the three classes of atmosphere-supplying respirators, user seal checks, basic respirator safety precautions, and proper cleaning and storage procedures.



To the Point About: Defensive Driving ^{ES}

When most of us hear the term "defensive driving," we think about staying alert and being able to react quickly in order to evade a crash or prevent a collision out on the road. But it is more than that. Defensive driving helps to keep us out of situations that require evasive action in the first place.

This program provides an overview of the defensive driving practices all vehicle operators should follow to avoid costly and sometimes deadly traffic accidents.



To the Point About: Preventing Head Injuries ^{ES}

To prevent the 65,000 workplace head injuries that occur annually, the most important thing workers can do is to always wear their hardhats when required. This program stresses to viewers that wearing a hardhat must become a habit because it will only protect them if they have it on.

Topics include: hardhat requirements, the three industrial classes of hardhats, the importance of a proper fit, and inspection and storage of headgear.

5075

Categories: Driving Safety,
To the Point Series

Length: 11 minutes
© 2020

5056

Categories: Respiratory Safety,
To the Point Series

Length: 13 minutes
© 2019

5037

Categories: Driving Safety,
To the Point Series

Length: 10 minutes
© 2019

5036

Categories: Personal Protective
Equipment,
To the Point Series

Length: 10 minutes
© 2019



To the Point About: Responding to Violent Behavior or An Active Shooter ^{ES}

When a violent emergency takes place, it is often a scary and confusing situation. The key to surviving an emergency situation is to stay calm and quickly move away from the danger. This program reviews the actions to take when preparing for and responding to violent behavior.

Topics include: being prepared for a violent emergency, indicators of potentially violent behavior, fleeing from an active shooter scene, hiding from a shooter, fighting back against a shooter, and responding to law enforcement.



To the Point About: Ladder Safety ^{ES}

Step ladders, straight or extension ladders, rolling ladders, step stools, and specialty ladders — each have the potential to be very dangerous, so it is critical that workers follow safe work practices when using any type of ladder to avoid mishaps and injuries.

This program provides an overview of the safe work practices employees must follow to prevent falls from ladders and other injuries.

Topics include: common ladder mistakes such as ladder selection, ladder inspection, transporting a ladder, proper ladder setup, climbing and working on a ladder safely.



To the Point About: The Hazard Communication Program and GHS ^{ES}

Various chemicals present many physical and health hazards that cause property damage or harm people. Protecting workers from exposure to hazardous chemicals can prevent injuries and illnesses. This program reviews the Hazard Communication Program and how employees can avoid chemical exposures.

Topics include: three types of chemical hazards, pictograms, container labels, hazard and precautionary statements, and safety data sheets.



To the Point About: The Safe Use of Compressed Gas Cylinders ^{ES}

Flammable or toxic contents, corrosive substances, gas leaks, unsafe transporting and handling techniques, improper hook up, and incorrect storage are all potential causes of injury and property damage related to compressed gas cylinders. Because of these dangers, workers who handle these containers must make it a point to remain focused on their job and take all necessary precautions to avoid mishaps.

This program discusses the safe work practices that should be followed when handling, transporting, securing, and storing compressed cylinders.

Topics include: personal protective equipment; labels and Safety Data Sheets; transporting, placing and securing cylinders; proper hook up; leaks; cylinder storage.



To the Point About: Hot Work and Welding Safety ^{ES}

Extremely hot metal, intense light, sparks and molten slag, damaged or defective welding equipment, and cluttered work areas are all hazards associated with hot work and welding tasks. Because these jobs have the potential to be very dangerous, it is imperative that welders and their co-workers remain focused on their jobs and follow all safe work practices to avoid fires, injuries, and property damage.

This program provides an overview of the precautions that must be followed while performing welding and other hot work.

Topics include: clothing and PPE, designated and non-designated areas, precautionary measures, fire watch duties, good housekeeping, pre-job inspection, protecting co-workers from hot work hazards.

5031

Categories: Workplace Violence,
To the Point Series

Length: 12 minutes
© 2019

5024

Categories: Ladder Safety,
To the Point Series

Length: 14 minutes
© 2018

5023

Categories: Hazard
Communications,
To the Point Series

Length: 13 minutes
© 2016

5005

Categories: Materials Handling,
To the Point Series,
Welding Safety

Length: 11 minutes
© 2018

5004

Categories: Welding Safety,
To the Point Series

Length: 12 minutes
© 2018



**To the Point About:
Personal Fall Arrest Systems — Canada**

Canadian Version

Work above ground comes with increased risk because of the possibility of a fall. While your organization maintains railing on commonly-used elevated work areas, workers must sometimes venture beyond this protection. When this is the case, a personal fall arrest system is required. This program reviews the proper selection and use of fall arrest equipment.

Topics include: the three components of a personal fall arrest system, calculating total fall distance, safe use of self-retracting lifelines, using fall arrest equipment 100% of the time, and survival and rescue after a fall event.



**To the Point About: Machine Guarding and
Safety Devices** ^{ES}

Typically, it's a machine's operator who is in the closest proximity to a machine's hazards. As a machine operator, you must make it a point to know and understand the hazards presented by any machine or equipment you are assigned to operate.

This program provides an overview of a machine guarding program, including: a machine's point of operation and other hazards; safe operating procedures; personal protective equipment; good housekeeping; use of machine guards, electrical interlocks, pressure-sensing devices, and two-hand devices.



To the Point About: Handling Materials Safely ^{ES}

Handling materials safely, whether by lifting and carrying objects by yourself or by moving them with mechanical devices such as hand trucks and forklifts, doesn't have to be difficult, but it does require effort and a good safety attitude.

This program discusses the safe work practices workers must follow to prevent injuries and property damage while transporting loads throughout the workplace.

Topics include: personal protective equipment; lifting loads safely; safe lifting techniques; carrying and setting down loads; hand trucks, carts, and dollies; handling pallets safely; safe use of pallet jacks; and forklifts.



To the Point About: Good Housekeeping ^{ES}

Good housekeeping goes a long way in preventing fires, falls, and other situations that often lead to injury. Practicing good housekeeping procedures must be incorporated into every job you perform and be an integral part of your commitment to workplace safety.

This program discusses the practices employees should follow to maintain a tidy and well-organized work area.

Topics include: correcting and preventing tripping hazards, correcting and being aware of slipping hazards, fire prevention, good housekeeping in office environments.



To the Point About: Arc Flash Protection ^{ES}

Because energized electrical parts expose workers to the risk of electric shock or exposure to an arc flash, employees must know and understand how to protect themselves from these two electrical hazards. This program provides an overview of the electrical safety program as it relates to arc flash protection and safe electrical work practices.

Topics include: approach and arc flash boundaries, incident energy analysis, arc flash protection and PPE categories, creating an electrically safe condition.

4981

Categories: Fall Protection /
Prevention,
To the Point Series,
Canadian Programs

Length: 12 minutes

© 2016

4890

Categories: Machine Guarding,
To the Point Series

Length: 13 minutes

© 2017

4889

Categories: Materials Handling,
To the Point Series

Length: 13 minutes

© 2017

4888

Categories: Housekeeping,
To the Point Series

Length: 10 minutes

© 2017

4857

Categories: Arc Flash / NFPA 70E,
Electrical Safety,
To the Point Series

Length: 13 minutes

© 2017



**To the Point About: The Safe Operation of Aerial
Work Platforms** ^{ES}

Unsafe operation of aerial work platforms, also known as elevated work platforms (including boom lifts and scissor lifts), often has devastating consequences. Making sure these mobile and elevating work platforms are operated in a safe manner must be the operator's top priority. This program discusses the safety precautions these workers must follow to prevent injuries and property damage.

Topics include: operator training, pre-operational inspection, mounting and moving the lift, basic safe work practices, and lowering and dismounting the platform.



To the Point About: Industrial Crane Safety ^{ES}

The movement of materials by industrial cranes can be quite hazardous to operators, pedestrians, and company property. Ensuring that operators of industrial cranes are fully trained and always operate their crane in a safe manner can prevent injuries and save lives. This safety training video reviews how to properly rig and transport loads.

Topics include: pre-operational inspection sling Inspection, proper rigging procedures, lifting and moving loads safely.



To the Point About: Emergency Response ^{ES}

A workplace emergency can occur at any time and any place. Being properly prepared for an emergency helps ensure that workers will remain calm and respond appropriately. This safety training video discusses the actions employees can take to stay safe during various types of emergencies.

Topics include: fire response, responding to chemical leaks and spills, severe weather and earthquakes, medical emergencies.



To the Point About: Preventing Eye Injuries ^{ES}

Dust, wood chips, nails, hazardous chemicals, radiant light, and countless other items can strike or enter the eye and cause injury. Taking proper precautions and wearing the appropriate protection against eye hazards can prevent eye injuries. This program provides an overview of your organization's plan to protect your sight and points out how the use of various protective devices can prevent eye injuries.

Topics include: safety glasses, prescription and contact lenses, goggles and face shields, laser and welding protection, and basic eye safety precautions.



To the Point About: Preventing Electric Shock ^{ES}

Your facility's plan to protect employees from electrical hazards combined with following shock prevention practices allows workers to stay safe when working with or near electricity. This program provides an overview of how electricity works and explains the safe work practices workers can follow to prevent electric shock-related injuries and fatalities.

Topics include: common electrical terminology, avoiding contact with energized parts, ground fault circuit interruptors, and responding to a shock event.



To the Point About: Preventing Back Injuries ^{ES}

Improper lifting and poor posture can lead to a variety of painful back injuries. Practicing safe lifting techniques and maintaining neutral posture can prevent those injuries. This program explains how to lift and carry objects properly as well as how to maintain your back's natural "S" curve while sitting or standing.

Topics include: how back pain and injuries occur, proper lifting techniques, atypical lifting situations, and maintaining neutral posture.

The DVD includes the Spanish version at no extra charge.

4856

Categories: Crane Safety,
To the Point Series

Length: 12 minutes

© 2017

4855

Categories: Crane Safety,
To the Point Series

Length: 12 minutes

© 2017

4854

Categories: Emergency Response,
To the Point Series

Length: 14 minutes

© 2017

4828

Categories: Eye Safety,
To the Point Series

Length: 12 minutes

© 2016

4827

Categories: Electrical Safety,
To the Point Series

Length: 12 minutes

© 2016

4826

Categories: Back Care,
To the Point Series

Length: 12 minutes

© 2016



To the Point About: Personal Fall Arrest Systems ES

Work above ground comes with increased risk because of the possibility of a fall. While your organization maintains railing on commonly used elevated work areas, workers must sometimes venture beyond this protection. When this is the case, a personal fall arrest system is required. This program reviews the proper selection and use of fall arrest equipment.

Topics include: the three components of a personal fall arrest system, calculating total fall distance, safe use of self-retracting lifelines, using fall arrest equipment 100% of the time, and survival and rescue after a fall event.



To the Point About: Ergonomics ES

When parts of our bodies are subjected to awkward positions, we risk the development of musculoskeletal disorders (MSDs). Using proper work practice controls in both office and industrial settings can prevent these types of injuries. This program discusses how workers can use these controls to reduce, control or eliminate ergonomic risk factors.

Topics include: engineering and administrative controls, work practice controls for various body parts, how to lift and carry loads properly, and how and why to report symptoms of MSDs.



To the Point About: The Proper Use of a Fire Extinguisher ES

Due to the risk of fires in the workplace, fire extinguishers have been placed throughout our facility. Using a fire extinguisher properly to put out a fire can prevent injuries and save lives. This program discusses the various types of extinguishers, deciding whether to use one, and how to use one properly.

Topics include: classes of fires, types of extinguishers, deciding to use an extinguisher, proper use of extinguishers, and extinguisher use and maintenance.



To the Point About: Safe Forklift Operation ES

Unsafe operation of forklifts often contributes to property damage and employee injuries. Ensuring that drivers operate forklifts in a safe manner can prevent injuries and save lives. This program reviews the proper operating procedures forklift operators must follow to keep themselves and their co-workers safe.

Topics include: operator training and certification, pre-operational inspection, maintaining a truck's stability, lifting and placing loads, safe driving techniques, and loading docks and trailers.



To the Point About: Preventing Slips, Trips, and Falls ES

Workplace falls are a leading cause of injury and even a small fall can have very serious consequences. Identifying and correcting fall hazards combined with paying close attention to our paths of travel can prevent these injuries and save lives. This program outlines the common safe work practices workers can follow to prevent slips, trips, and falls.

Topics include: the effects of gravity, friction, and momentum, wearing proper footwear and preventing slips and trips.



To the Point About: Preventing Hearing Loss ES

Power tools, lawn equipment, metal working machinery, air compressors and countless other pieces of machinery or tools generate noise at levels high enough to damage our hearing. Controlling our exposure to high levels of noise can prevent the life-changing effects of hearing loss. This program explains how the hearing loss prevention program works to protect workers' hearing.

Topics include: permissible exposure levels, use of earplugs, ear muff use, audiometric testing, and the importance of protecting our hearing.

4825

Categories: Fall Protection / Prevention, To the Point Series

Length: 12 minutes

© 2016

4824

Categories: Ergonomics, To the Point Series

Length: 12 minutes

© 2016

4819

Categories: Fire Safety, To the Point Series

Length: 12 minutes

© 2016

4817

Categories: Forklift Safety, To the Point Series

Length: 12 minutes

© 2016

4816

Categories: Fall Protection / Prevention, To the Point Series

Length: 12 minutes

© 2016

4815

Categories: Hearing Protection, To the Point Series

Length: 12 minutes

© 2016



To the Point About: Personal Protective Equipment ES

When our body parts are exposed to certain hazards, there is a potential for bodily harm to occur. Properly selecting and wearing personal protective equipment can reduce or eliminate this exposure, prevent injuries, and save lives. This program reviews the basic types of personal protective equipment and how to wear it to prevent injuries.

Topics include: hardhats, hearing protection, eye and face protection, gloves, and foot protection.



To the Point About: Lockout/Tagout ES

The unexpected starting of machines or other unplanned releases of hazardous energy can have devastating consequences. Controlling hazardous energy can prevent injuries and save lives. This program explains the procedures workers must follow to protect themselves during lockout operations.

Topics include: employee designations, situations requiring lockout, lockout/tagout devices, energy control procedures and returning equipment to service.



To the Point About: Fire Prevention and Response ES

Work materials, equipment and other objects are all at risk for catching on fire in our workplaces. Correcting fire hazards and knowing how to respond to a fire can prevent injuries and save lives. This program discusses how workers can prevent fires and how they should respond should one occur.

Topics include: classes of fire, good housekeeping, storage of flammable materials, hot work precautions, responding to fires.



To the Point About: Confined Space Entry ES

Conditions that exist inside confined spaces such as manholes, tanks, vessels, pits, and similar areas can hurt or kill workers. Controlling access to confined spaces and the hazards they contain can prevent injuries and save lives. This program details the steps outlined in the Confined Space Entry program that are designed to keep confined space workers safe.

Topics include: the confined space entry permit, atmospheric hazards, atmospheric testing and monitoring, and duties of the entry team members. The DVD includes the Spanish version at no extra charge.



To the Point About: Bloodborne Pathogens ES

Bloodborne pathogens are tiny microorganisms found in human blood or other bodily fluids that can cause diseases in humans. Controlling our exposure to bloodborne pathogens can prevent these diseases and save lives. This program discusses the components of an Exposure Control Plan, and safe work practices that protect employees from exposure.

Topics include: occupational exposure, routes of entry, universal precautions, handling potentially infectious material, and responding to an exposure. The DVD includes the Spanish version at no extra charge.



To the Point About: The Proper Use of a Fire Extinguisher – Canada

Due to the risk of fires in the workplace, fire extinguishers have been placed throughout our facility. Using a fire extinguisher properly to put out a fire can prevent injuries and save lives. This program discusses the various types of extinguishers, deciding whether to use one and how to use one properly.

Topics include: classes of fires, types of extinguishers, deciding to use an extinguisher, proper use of extinguishers and extinguisher use and maintenance.

4814

Categories: Personal Protective Equipment, To the Point Series

Length: 12 minutes

© 2016

4813

Categories: Lockout/Tagout, To the Point Series

Length: 12 minutes

© 2016

4812

Categories: Fire Safety, To the Point Series

Length: 12 minutes

© 2016

4811

Categories: Confined Space Entry, To the Point Series

Length: 12 minutes

© 2016

4810

Categories: Bloodborne Pathogens, To the Point Series

Length: 12 minutes

© 2016

1110

Categories: Fire Safety, To the Point Series, Canadian Programs

Length: 12 minutes

© 2016



To the Point About: Safe Forklift Operation – Canada

Unsafe operation of forklifts often contributes to property damage and employee injuries. Ensuring that drivers operate forklifts in a safe manner can prevent injuries and save lives. This program reviews the proper operating procedures forklift operators must follow to keep themselves and their co-workers safe.

Topics include: operator training and certification, pre-operational inspection, maintaining a truck's stability, lifting and placing loads, safe driving techniques, and loading docks and trailers.

The DVD contains the Spanish version at no extra charge.



To the Point About: Lockout/Tagout – Canada

The unexpected starting of machines or other unplanned releases of hazardous energy can have devastating consequences. Controlling hazardous energy can prevent injuries and save lives. This program explains the procedures workers must follow to protect themselves during lockout operations.

Topics include: employee designations, situations requiring lockout, lockout/tagout devices, energy control procedures, and returning equipment to service.

The DVD includes the Spanish version at no extra charge.



To the Point About: Preventing Hearing Loss – Canada

Power tools, lawn equipment, metal working machinery, air compressors, and countless other pieces of machinery or tools generate noise at levels high enough to damage our hearing. Controlling our exposure to high levels of noise can prevent the life-changing effects of hearing loss. This program explains how the hearing loss prevention program works to protect workers' hearing.

Topics include: permissible exposure levels, use of earplugs, ear muff use, audiometric testing, and the importance of protecting our hearing.

The DVD includes the Spanish version at no extra charge.



To the Point About: The WHIMS Program and GHS – Canada

Various chemicals present many physical and health hazards that cause property damage or harm people. Protecting workers from exposure to hazardous chemicals can prevent injuries and illnesses. This program reviews the Hazard Communication Program and how employees can avoid chemical exposures.

Topics include: three types of chemical hazards, pictograms, container labels, hazard and precautionary statements, and Safety Data Sheets.



To the Point About: Bloodborne Pathogens – Canada

Bloodborne pathogens are tiny microorganisms found in human blood or other bodily fluids that can cause diseases in humans. Controlling our exposure to bloodborne pathogens can prevent these diseases and save lives. This program discusses the components of an Exposure Control Plan and safe work practices that protect employees from exposure.

Topics include: occupational exposure, routes of entry, universal precautions, handling potentially infectious material, and responding to an exposure.

1109

Categories: Forklift Safety, To the Point Series, Canadian Programs

Length: 12 minutes
© 2016

1105

Categories: Lockout/Tagout, To the Point Series, Canadian Programs

Length: 13 minutes
© 2016

1104

Categories: Hearing Protection, To the Point Series, Canadian Programs

Length: 12 minutes
© 2016

1103

Categories: Hazard Communications, To the Point Series, Canadian Programs

Length: 13 minutes
© 2016

1101

Categories: Bloodborne Pathogens, To the Point Series, Canadian Programs

Length: 12 minutes
© 2016

Trenching & Shoring



Trenching and Shoring Safety in Construction Environments ^{ES}

This video program helps facilities comply with OSHA's regulations and safe work practices that can prevent accidents from occurring. Of workplace fatalities in the U.S., 20% involve construction workers, but their chances of getting killed on the job more than double when they're working in a trench. An average of two employees are killed every month when the trench they're working in collapses on them. Many of these deaths and thousands of injuries can be prevented when employees understand the hazards that can be encountered in trenching work. This safety video program is one of the most effective and efficient ways to get employees the training that they need.



Trenching and Shoring Safety

Topics included in this safety video are: causes of fatalities, soil, causes of cave-ins, what is a trench, OSHA standards, what the competent person must do, inspections, hazardous atmospheres, water control, soil classification, manual testing, and the pocket penetrometer.



Soil Classification ^{ES}

A person buried under only a couple of feet of soil can experience enough pressure to the chest to prevent the lungs from expanding and cause suffocation. Heavier soil and boulders can crush us in an instant. Of course we must remember that the average cave-in can drop five yards of soil or more. That's 13,500 pounds of dirt! How quickly can your co-workers dig through five or more yards of dirt to find you? Survival is unlikely.

Remember: While working in trenches and excavations, there is absolutely no room for risk-taking. Any condition you ignore or overlook can be fatal!

Topics include: competent person, inspections, soil classification, and manual testing.



Trenching and Excavation Safety: The Scott May Story (Concise) ^{ES}

Trenching and excavation work — it's the starting point of most construction projects. Before you dig, there's a lot you need to know, because the risks, just like the weight of the soil, are too great to take a chance. This type of work is dangerous, with more than 100 workers killed in trench accidents each year. So if you work in a trench or excavation, no matter what your job, you need to know the safety requirements and that's the purpose of this program. Construction Safety Professional Bob Synnett returns to discuss the safety rules for trenching operations and when they apply, as well as to share the lessons learned from the story of Scott May, a young worker who was killed in a tragic excavation accident.



Trenching and Excavation Safety: The Scott May Story ^{ES}

Trenching and excavation work — it's the starting point of most construction projects. Before you dig, there's a lot you need to know, because the risks, just like the weight of the soil, are too great to take a chance. This type of work is dangerous, with more than 100 workers killed in trench accidents each year. So if you work in a trench or excavation, no matter what your job, you need to know the safety requirements and that's the purpose of this program. Construction Safety Professional Bob Synnett returns to discuss the safety rules for trenching operations and when they apply, as well as to share the lessons learned from the story of Scott May, a young worker who was killed in a tragic excavation accident.

4843

Categories: Trenching & Shoring, Construction

Length: 21 minutes
© 2016

4056

Categories: Trenching & Shoring, Construction

Length: 29 minutes
© 2011

4055

Categories: Trenching & Shoring, Construction

Length: 22 minutes
© 2011

3953

Categories: Trenching & Shoring, Construction, True Safety Stories

Length: 10 minutes
© 2009

3916

Categories: Trenching & Shoring, Construction, True Safety Stories

Length: 22 minutes
© 2009

TDC

Truck and Transit



Professional Truck Driving

As a professional truck driver, you're likely to spend a great deal of your time navigating some of the most crowded and dangerous roads out there. Bumper to bumper highway traffic, crowded city streets, and drivers who don't always obey the rules of the road are only some of the hazards you encounter each day. Being a professional, your priority is to get your loads to your destination safely and on time. Following the rules for defensive driving will help you keep yourself, your load and your truck safe and avoid costly and even life-threatening accidents. This program shows provides a basic overview of safe driving techniques to help truck drivers avoid hazards on the road.



Coupling and Uncoupling Tractors/Trailers

As a professional truck driver, you drive thousands of miles on all different kinds of roads and every day you face challenging conditions and hazards that require the knowledge and skills of a professional. One of the biggest challenges you have to deal with before you even hit the road is an integral part of your everyday activities: the hooking up, and at the end of your day, the unhooking of your truck's components. This program demonstrates how to properly couple and uncouple a trailer to a truck.



Delivery Truck Driver Training

Driving a delivery truck safely has its hazards, but being informed about certain aspects of the job will help keep you safe. The material covered in this program goes beyond just safe driving. This program addresses "safe lifting" which is not only a part of a Delivery Driver's job, but essential to their health and well-being.

Topics include: pre-trip inspection, distracted driving, driving in bad weather. This is an excellent program for anyone in the delivery business, new or experienced!



Dump Truck: Operation and Safety

Safe operation practices for semi-trailer and single body trucks are covered by this video. Department of Labor accidents are used to provide examples of the dangers of backing, uneven terrain, and tip-overs. A paper mill hauling operation is the backdrop for a complete view of the dangers of anyone operating a dump truck.

Topics include: pre-operation inspection, causes of accidents, load distribution, and surging.



Heavy Truck Braking System and Braking Techniques

The single most important component in any vehicle is the braking system, especially on heavy trucks. The tractor portion of a semi-tractor trailer rig may have 10 or more valves controlling the air flow to the brakes. Teaches types of braking systems found on large trucks versus cars. Illustrates how important maintaining the braking system is, and the amount of force to stop a fully loaded truck within a short distance. The difference between the standard braking system and ABS system is discussed.



Driving In Extreme Weather Conditions – Trucking

The information in this program will reinforce safety practices when you drive and work in extreme weather conditions. As you drive through challenging weather conditions, proceed slowly and cautiously. Discusses several types of conditions you might encounter while driving in heavy snow, black ice, poor visibility, construction, and night driving. Provides suggestions to help you avoid an accident.

5054

Categories: Industry Specific, Truck and Transit

Length: 6 minutes
© 2018

5053

Categories: Industry Specific, Truck and Transit

Length: 4 minutes
© 2018

4404

Categories: Driving Safety, Truck and Transit

Length: 11 minutes
© 2014

4091

Categories: Truck and Transit, Construction, Driving Safety

Length: 13 minutes
© 2005

4063

Categories: Driving Safety, Truck and Transit

Length: 10 minutes
© 2011

4062

Categories: Driving Safety, Severe Weather, Truck and Transit

Length: 15 minutes
© 2011



Federal Motor Carrier CSA

The Comprehensive Safety Analysis (CSA) is a major Federal Motor Carrier Safety Administration (FMCSA) initiative to improve the effectiveness of the agency's compliance and enforcement programs. Its goal is to achieve a greater reduction in large truck and bus crashes, injuries, and fatalities, while maximizing the resources of FMCSA and its state partners.

This program includes the four elements to CSA: measurement, intervention, safety evaluation, and information to assist drivers and fleet operations in meeting the new requirements. Updated for 2013 this is an excellent training program to begin the process of compliance.



Securing Loads Safely

This program helps employees comply with DOT regulations relating to securing loads on tractor trailers.

Topics include: different types of trucks and associated loading requirements, load securement procedures, number of straps needed for different loads, working load limits, great training to ensure you and your vehicles are not cited or placed out of service due to non-compliance issues.



Trucking Orientation

Meets OSHA requirements for training employees in exposure to general hazards. Addresses footwear, clothing, personal protection, lifting safely, material handling, forklift safety, and general safety requirements in a terminal distribution center.

4026

Categories: Driving Safety, Truck and Transit

Length: 14 minutes
© 2013

4029

Categories: Driving Safety, DOT Hazardous Materials, Truck and Transit

Length: 11 minutes
© 2010

3310

Categories: Driving Safety, Safety Orientation, Truck and Transit

Length: 13 minutes
© 2005

TDC

True Safety Stories



Expedition to Safety — Consolidated Version

Jim Elzinga has been climbing mountains and pursuing outdoor adventure for over 40 years. Along the way, he has learned many lessons about what it takes to stay alive in hazardous environments. You may be surprised how well his experience in the world of mountain climbing applies to staying safe in the workplace and beyond. In this program, Jim explains in spellbinding detail how the requirements of building a safety culture to survive summing Mt. Everest are no different than what is needed to build a safety culture in the workplace. Viewers will learn valuable safety lessons about the four keys to safety culture — create it, embrace it, believe it, live it.



Complacency in the Workplace: Sandy’s Story

A Bronze Winner of the 35th Annual Telly Awards. Complacency — we’ve all heard the word. We’ve been warned about it. Butch Evans never thought he was complacent about his safety. But we’ll never know what he was thinking during the safety meeting on lockout/tagout. We’ll never know because three minutes after the meeting, Butch was dead. In this dramatic heart felt video, Butch’s mother, Sandy, tells the tragic story of the loss of her son. She tells this story to help save others from the heartbreak she came to know the day Butch was killed on the job.



Leading Indicators: The Tenerife Tragedy

The worst aviation accident in history occurred in 1977 when two 747 jets collided on the island of Tenerife, killing 583 people. Just like hazardous situations that lead to injuries in the workplace, there were several “leading indicators” or warning signs preceding the collision that warned of impending danger. In this presentation, fighter pilot and safety speaker Jeff “Odie” Espenship discusses the three leading indicators that led to this tragedy and encourages viewers to slow down, re-plan and refocus when these warnings appear in our workplaces.



Leading Indicators: It’s the Little Things (Concise) ES

Jeff “Odie” Espenship is a United States Air Force A-1 Warthog fighter pilot and also an international airline pilot. As a flight leader, he knows what it takes to operate safely in a high-risk and sometimes dangerous work environment. In this dynamic presentation, Odie discusses his experiences involving shortcuts and complacency as a pilot and how they relate to common workplace situations. Because these leading indicators tend to snowball and contribute to accidents, he stresses that employees must always be aware of the “little things” and take action when they tempt us or our co-workers to perform unsafe acts.



Leading Indicators: It’s the Little Things ES

Jeff “Odie” Espenship is a United States Air Force A-1 Warthog fighter pilot and also an international airline pilot. As a flight leader, he knows what it takes to operate safely in a high-risk and sometimes dangerous work environment. In this dynamic presentation, Odie discusses his experiences involving shortcuts and complacency as a pilot and how they relate to common workplace situations. Because these leading indicators tend to snowball and contribute to accidents, he stresses that employees must always be aware of the “little things” and take action when they tempt us or our co-workers to perform unsafe acts.

4740

Categories: True Safety Stories
Length: 27 minutes
© 2015

4649

Categories: Attitude, Behavior Based Safety, True Safety Stories
Length: 12 minutes
© 2014

4158

Categories: Attitude, True Safety Stories
Length: 17 minutes
© 2011

4157

Categories: Attitude, True Safety Stories
Length: 13 minutes
© 2009

4156

Categories: Attitude, True Safety Stories
Length: 27 minutes
© 2009



The Kevin Bailey Story (Concise) ES

This unique and powerful presentation documents the devastating consequences of poor safety practices. Kevin Bailey suffered a traumatic amputation of his right leg at the hip and devastating injuries to his left leg after being caught in a powerful rotating shaft. As Kevin fights for his life, the video shows how this type of injury affects not just Kevin, but his entire family.



Shattered: The Jeff Walters Story (Concise) ES

This program combines testimonials, a live presentation and reenactments to teach important safety lessons! Jeff Walters, a young newlywed, was more interested in earning the respect of his co-workers than being concerned for his own safety. He saw a broken limit switch on a 19-foot elevated conveyor as his opportunity to impress his co-workers with his abilities and willingness to do whatever it takes to get a job done. After climbing the conveyor without doing a lockout or wearing fall protection, Jeff fell 19 feet to a concrete floor when the conveyor started unexpectedly. In this program, Jeff talks about his poor decisions that day and how they continue to impact him and his family. This program teaches the critical safety lesson that risk-taking is never worth it and that any supposed reward of a shortcut is only a façade.



Shattered: The Jeff Walters Story ES

This program combines testimonials, a live presentation and reenactments to teach important safety lessons! Jeff Walters, a young newlywed, was more interested in earning the respect of his co-workers than being concerned for his own safety. He saw a broken limit switch on a 19-foot elevated conveyor as his opportunity to impress his co-workers with his abilities and willingness to do whatever it takes to get a job done. After climbing the conveyor without doing a lockout or wearing fall protection, Jeff fell 19 feet to a concrete floor when the conveyor started unexpectedly. In this program, Jeff talks about his poor decisions that day and how they continue to impact him and his family. This program teaches the critical safety lesson that risk-taking is never worth it and that any supposed reward of a shortcut is only a façade.



Just A Second Ago: The Brad Livingston Story (Concise) ES

When Brad Livingston decided to violate procedures, participate in a shortcut and condone the unsafe actions of a co-worker, his world was literally blown apart in a matter of seconds. As Brad was engulfed in flames, he fully expected to die, but thoughts of his three young daughters inspired him to fight for his life. In this motivational presentation, Brad humbly points out how his choices and decisions that day contributed to the death of a co-worker, life-changing injuries to himself, and unimaginable grief and trauma to his wife Bobbi and their three young daughters. To prevent others from making the same mistakes he did, Brad motivates his audience to maintain a proper safety perspective and helps them truly understand why they must work safely every day. Your facility’s safety culture will improve when workers hear the lessons shared by Brad Livingston!



Brian’s Story: You Can Make A Difference (Concise) ES

Jeff Bell received the phone call that every parent fears. His son Brian, a young man full of potential and promise, had been killed on the job. In this powerful presentation, Jeff Bell introduces his son Brian and takes the audience step by step through the events leading to his death. During his presentation, Jeff, an experienced safety facilitator for a large paper mill, takes every opportunity to explain what is required to prevent such tragedies.

3985

Categories: Attitude, True Safety Stories
Length: 9 minutes
© 2001

3978

Categories: Attitude, Lockout/Tagout, True Safety Stories
Length: 10 minutes
© 2010

3977

Categories: Attitude, Lockout/Tagout, True Safety Stories
Length: 17 minutes
© 2010

3957

Categories: Attitude, True Safety Stories
Length: 10 minutes
© 2009

3954

Categories: Attitude, Behavior Based Safety, True Safety Stories
Length: 10 minutes
© 2008



**Trenching and Excavation Safety:
The Scott May Story (Concise)** ^{ES}

Trenching and excavation work — it's the starting point of most construction projects. Before you dig, there's a lot you need to know, because the risks, just like the weight of the soil, are too great to take a chance. This type of work is dangerous, with more than 100 workers killed in trench accidents each year. So if you work in a trench or excavation, no matter what your job, you need to know the safety requirements and that's the purpose of this program. Construction Safety Professional Bob Synnett returns to discuss the safety rules for trenching operations and when they apply, as well as to share the lessons learned from the story of Scott May, a young worker who was killed in a tragic excavation accident.



**Trenching and Excavation Safety:
The Scott May Story** ^{ES}

Trenching and excavation work — it's the starting point of most construction projects. Before you dig, there's a lot you need to know, because the risks, just like the weight of the soil, are too great to take a chance. This type of work is dangerous, with more than 100 workers killed in trench accidents each year. So if you work in a trench or excavation, no matter what your job, you need to know the safety requirements and that's the purpose of this program. Construction Safety Professional Bob Synnett returns to discuss the safety rules for trenching operations and when they apply, as well as to share the lessons learned from the story of Scott May, a young worker who was killed in a tragic excavation accident.



Just A Second Ago: The Brad Livingston Story ^{ES}

When Brad Livingston decided to violate procedures, participate in a shortcut and condone the unsafe actions of a co-worker, his world was literally blown apart in a matter of seconds. As Brad was engulfed in flames, he fully expected to die, but thoughts of his three young daughters inspired him to fight for his life. In this motivational presentation, Brad humbly points out how his choices and decisions that day contributed to the death of a co-worker, life-changing injuries to himself and unimaginable grief and trauma to his wife Bobbi and their three young daughters. To prevent others from making the same mistakes he did, Brad motivates his audience to maintain a proper safety perspective and helps them truly understand why they must work safely every day. Your facility's safety culture will improve when workers hear the lessons shared by Brad Livingston!



The Bernie Inman Story (Concise) ^{ES}

Bernie and Sheila Inman's world was turned upside down when Bernie suffered horrific injuries at work, leaving him in a coma with a grim prognosis: no chance of meaningful recovery. If he were to survive, the doctors predicted he would be blind, brain damaged and completely paralyzed. In this program, Bernie and Sheila candidly discuss the events leading to Bernie's injuries, and in the process deliver a powerful message on the importance of safety awareness, safe work practices and the far-reaching effects of a workplace injury. After listening to Bernie and Sheila's message, viewers of this unique presentation will understand the importance of seemingly simple safety choices and decisions. Bernie does not know or understand why he survived his ordeal, but he insists on turning his tragedy into a positive by sharing his story with others.

Topics include: complacency and shortcuts, how your choices affect others, PPE, ripple effects of an injury, and reasons to work safely.

3953

Categories: Trenching & Shoring,
Construction,
True Safety Stories

Length: 10 minutes

© 2009

3916

Categories: Trenching & Shoring,
Construction,
True Safety Stories

Length: 22 minutes

© 2009

3911

Categories: Attitude,
True Safety Stories

Length: 20 minutes

© 2009

3897

Categories: Attitude,
True Safety Stories

Length: 12 minutes

© 2006



The First Step ^{ES}

This is the story about how one wrong step, one wrong action can change your life forever. Candace Carnahan, a young college student, worked summers at a paper mill in her home town. She had worked at the mill three years and was comfortable with the work and familiar with the environment; so familiar that she thought nothing of taking an often used shortcut — stepping over a conveyor system that ran at floor level. But one day she stepped too short, catching her foot in the conveyor and eventually losing her left leg from the knee down. Candace dramatically describes this tragedy and the safety lessons she learned from it. Her story will help your employees realize that the first step to not being injured is knowing that you can be injured. Candace Carnahan can speak in person for your company or event. Aurora Pictures can work with you to get this insightful and energizing speaker to help enable a culture of safety.



**Billy Robbins' Hooked On Safety: "My World" —
18-Minute Version**

Do your employees believe an accident-free workplace is a possibility? Let Billy Robbins convince them that it is absolutely possible if they are highly motivated, committed, and have a vision for it. In this unique, fast-paced presentation, one of the top motivational speakers in the safety field shows viewers how changed attitudes produce safety. Billy's blend of humor, audience participation, and the story of his own incident drive home the point that accidents don't just affect your life, but also the lives of everyone around you.



Brian's Story: You Can Make A Difference ^{ES}

Jeff Bell received the phone call that every parent fears. His son Brian, a young man full of potential and promise, had been killed on the job. In this powerful presentation, Jeff Bell introduces his son Brian and takes the audience step by step through the events leading to his death. During his presentation, Jeff, an experienced safety facilitator for a large paper mill, takes every opportunity to explain what is required to prevent such tragedies.



The Bernie Inman Story ^{ES}

Bernie and Sheila Inman's world was turned upside down when Bernie suffered horrific injuries at work, leaving him in a coma with a grim prognosis: no chance of meaningful recovery. If he were to survive, the doctors predicted he would be blind, brain damaged and completely paralyzed. In this program, Bernie and Sheila candidly discuss the events leading to Bernie's injuries, and in the process deliver a powerful message on the importance of safety awareness, safe work practices and the far-reaching effects of a workplace injury. After listening to Bernie and Sheila's message, viewers of this unique presentation will understand the importance of seemingly simple safety choices and decisions. Bernie does not know or understand why he survived his ordeal, but he insists on turning his tragedy into a positive by sharing his story with others.

Topics include: complacency and shortcuts, how your choices affect others, PPE, ripple effects of an injury, and reasons to work safely.

3835

Categories: Meeting Openers,
Attitude,
True Safety Stories

Length: 5 minutes

© 2008

3834

Categories: True Safety Stories

Length: 18 minutes

© 2008

3833

Categories: Attitude,
Behavior Based Safety,
True Safety Stories

Length: 20 minutes

© 2008

3349

Categories: Attitude,
True Safety Stories

Length: 20 minutes

© 2006



One Will Die: The John Martin Story (Concise)

A true story about attitudes, behaviors, and consequences. This video contains valuable safety lessons for any organization and drives home the importance of developing a true culture of safety. John Martin was a risk-taker and everyone knew it. When John and others took shortcuts to be more productive, it created tension among co-workers who were perceived as being slow. John Martin was asked to service a large pump that was underneath a 25,000-gallon cooking vessel containing black liquor, a hot, caustic liquid used to cook wood chips in the paper industry. An inexperienced operator opened the valve, blasting John with thousands of gallons of the hot, caustic liquid. John was burned over 70% of his body and his eyes were badly damaged. John was not expected to survive his injuries. John Martin did survive and has overcome his burn injuries and over six eye surgeries. By examining the various actions, attitudes, and behaviors that contributed to his incident, John helps others find ways to improve their own safety. This program will benefit all employees, managers and supervisors.



One Will Die: The John Martin Story ES

A true story about attitudes, behaviors, and consequences. This video contains valuable safety lessons for any organization and drives home the importance of developing a true culture of safety. John Martin was a risk-taker and everyone knew it. When John and others took shortcuts to be more productive, it created tension among co-workers who were perceived as being slow. John Martin was asked to service a large pump that was underneath a 25,000-gallon cooking vessel containing black liquor, a hot, caustic liquid used to cook wood chips in the paper industry. An inexperienced operator opened the valve, blasting John with thousands of gallons of the hot, caustic liquid. John was burned over 70% of his body and his eyes were badly damaged. John was not expected to survive his injuries. John Martin did survive and has overcome his burn injuries and over six eye surgeries. By examining the various actions, attitudes, and behaviors that contributed to his incident, John helps others find ways to improve their own safety. This program will benefit all employees, managers and supervisors.



The Mark Standifer Story: Lessons Learned from An Arc Flash Tragedy ES

Mark Standifer received second- and third-degree burns over 40% of his body and was nearly killed when he was engulfed in an arc blast while performing an electrical task at a wastewater treatment plant. While installing relays on the door of a 13,800-volt switchgear, he made several crucial errors resulting in a tragedy that will affect Mark and his family for the rest of their lives. In this powerful program, viewers will see the mistakes Mark made and learn the lifesaving lessons from the incident. The importance of understanding all hazards of a job task and taking the necessary precautions to protect yourself from them is stressed throughout the video.

Topics include: always following safe electrical work practices, the dangers of complacency when performing electrical work, hazards of jewelry and flammable clothing, and the purpose of an arc hazard analysis.

3331

Categories: Attitude, True Safety Stories
Category3: Behavior Based Safety
Length: 12 minutes
© 2005

3280

Categories: Attitude, True Safety Stories, Behavior Based Safety
Length: 22 minutes
© 2005

3221

Categories: Arc Flash / NFPA 70E, Electrical Safety, True Safety Stories
Length: 12 minutes
© 2004



One Will Die: The John Martin Story (Non-Graphic) ES

A true story about attitudes, behaviors and consequences. It contains valuable safety lessons for any organization and drives home the importance of developing a true culture of safety. John Martin was a risk-taker and everyone knew it. When John and others took shortcuts to be more productive, it created tension among co-workers who were perceived as being slow. John Martin was asked to service a large pump that was underneath a 25,000-gallon cooking vessel containing black liquor, a hot, caustic liquid used to cook wood chips in the paper industry. An inexperienced operator opened the valve, blasting John with thousands of gallons of the hot, caustic liquid. John was burned over 70% of his body and his eyes were badly damaged. Although John was not expected to survive his injuries, he did survive and has overcome his burn injuries and over six eye surgeries. By examining the various actions, attitudes, and behaviors that contributed to his incident, John helps others find ways to improve their own safety. This program will benefit all employees, managers, and supervisors.



The Kevin Bailey Story ES

This unique and powerful presentation documents the devastating consequences of poor safety practices. Kevin Bailey suffered a traumatic amputation of his right leg at the hip and devastating injuries to his left leg after being caught in a powerful rotating shaft. As Kevin fights for his life, the video shows how this type of injury affects not just Kevin, but his entire family.

1464

Categories: Attitude, True Safety Stories, Behavior Based Safety
Length: 19 minutes
© 2005

1137

Categories: Attitude, True Safety Stories
Length: 15 minutes
© 2001

Utility Safety



Tree Trimming Safety ^{ES}

Tree trimming — it's a job that requires a professional attitude and a high level of training in order to work safely and productively. The very nature of tree trimming lends itself too many hazards. Of course, we all are aware of the potential of a serious fall, but there are also risks of coming in contact with energized utilities, falling trees and limbs, contact with poison ivy, poison oak, or even snakes. High noise levels and contact with high-speed equipment such as grinders, chippers, and of course chainsaws, also pose a hazard. This program discusses the safety precautions and maintenance procedures workers must follow to avoid injuries during tree trimming operations.

Topics include: pre-job planning, PPE, maintaining tools and equipment, safe use of boom trucks, aerial baskets and ladders, safe chainsaw use, felling and bucking trees, overhead power lines, and working with chippers.



Snowplow Safety

This program discusses how to safely operate snowplows so operators can safely complete their tasks. Although they seem easy to use, they can be very dangerous when used by untrained drivers.

Topics include: pre-operational inspection; obeying local, state, and federal laws; marking and flagging.



Right of Way Mowing Safety

This video will train new operators in the important pre-start inspection as well as remind experienced operators before they begin another mowing season. The dangers of right-of-way mowing are documented and pointed out to all operators. This program is divided into two parts: pre-start and on-the-job operating.

Topics include: guards, shields, and other manufacturer provided safety devices; mower inspection and adjustments; demonstrates rollover accidents; working around high-speed traffic; and crossing highways.



Motor Grader: Road Maintenance

Nearly half of the roads in the U.S. are gravel. This program covers maintaining and blading gravel roads, pulling and cleaning ditches, clearing culverts, and maintaining shoulders.



Motor Grader: New Construction

This program presents the following techniques that you can combine with your own experiences to get the job done better, faster, and safer.

Topics include: road building basics, working slopes, parking lots, cul-de-sacs, and spreading materials.

5201

Categories: Utility Safety
Length: 18 minutes
© 2019

4940

Categories: Equipment Specific Videos, Utility Safety
Length: 10 minutes
© 2018

4445

Categories: Utility Safety
Length: 24 minutes
© 2003

4430

Categories: Utility Safety, Equipment Specific Videos
Length: 33 minutes
© 2003

4429

Categories: Utility Safety, Equipment Specific Videos
Length: 37 minutes
© 2003



Motor Grader: Operating Tips

This video is a collection of operating tips that you can use in your day-to-day operation including wheel lean, frame articulation, spreading windrows, and reducing duck-walking.



Motor Grader: Snow Plowing

Motor graders are excellent machines for moving snow. This video illustrates several techniques that can save time and improve efficiency while opening and widening roads.



Seeing Is Believing, Safely Exposing Buried Utilities

Knowing the colors and meaning of utility markers is only part of the answer to safe, damage-free digging. Physically exposing buried utilities in a safe, efficient way is absolutely vital to any installation or repair. Learn the most efficient and cost-effective means through this video.

Topics include: one-call requirements; open-trench and trenchless vacuum systems; hand digging; and damage response.



Tower Safety and Rescue

Working on towers is demanding and dangerous. This video offers training to help take the danger out of the equation. Video covers a comprehensive list of topics ranging from pre-work inspection to ascending and maneuvering on the tower. Special emphasis is placed on proper fall protection equipment and procedures. This program also details safe, proper rescue procedures for someone injured or otherwise in need of help on the tower. A great video for new or experienced tower workers.



Tips from the Pros: Snow Removal Techniques

Helps teach snow plowing on city streets, country roads, and interstates. Different types of snowplows/snow blowers shown in use on trucks, wheel loaders, and motor graders.

Topics include: pre-trip inspections and what to look for; suggested plowing techniques on interstate highways, two-lane country roads, and city streets; animation shows difficult plowing concepts on interstate on-off ramps and intersections; one-way plows; reversible plows; "V" plows; wing plows; special cutting edges for ice.



Bucket Truck Safety

Bucket Trucks are great tools used in a broad range of industries for a variety of uses. They allow workers to reach places they could not normally reach and do jobs they could not normally do alone. But there are dangers workers may face, and that's what this program is all about.

Topics include: the hazards associated with bucket trucks, and steps that can be taken to help minimize risk to keep your employees safe, as well as those working around them.

4428

Categories: Utility Safety, Equipment Specific Videos
Length: 16 minutes
© 2003

4427

Categories: Utility Safety, Equipment Specific Videos
Length: 16 minutes
© 2003

4413

Categories: Utility Safety
Length: 30 minutes
© 2006

4311

Categories: Fall Protection / Prevention, Utility Safety
Length: 13 minutes
© 2013

4019

Categories: Winter / Holiday Safety, Equipment Specific Videos, Utility Safety
Length: 24 minutes
© 2005

3863

Categories: Equipment Specific Videos, Utility Safety
Length: 13 minutes
© 2008



Pre-Shift Walk Around Inspection: Backhoes

Backhoes must be inspected before they are operated, every time it's operated. It's the law. A proper inspection protects the operator and those working nearby by ensuring that the equipment is mechanically safe. This program reviews how to perform a thorough and accurate pre-shift inspection.



Stretching at Work

A cost-effective and motivational video for reducing workplace injuries. This new video describes and demonstrates stretching and warm-up exercises in an electric utility environment. This video can be customized to any work environment.



Flagger Safety

Training for anyone who is assigned the task of traffic control/flagger. Explains proper equipment, operating rules, and professional attitude during this important assignment. Updated.



Chain Saw Safety

Public works and other occupations often use chain saws in tree trimming, landscaping maintenance, brush control, and home use. There are many risks involved requiring proper instructions on safe procedures.

3543

Categories: Utility Safety, Equipment Specific Videos, Construction

Length: 15 minutes
© 2006

3304

Categories: Back Care, Employee Health, Utility Safety

Length: 13 minutes
© 2005

3257

Categories: Utility Safety, Construction

Length: 8 minutes
© 2014

3173

Categories: Equipment Specific Videos, Maintenance & Operations, Utility Safety

Length: 13 minutes
© 2001

Welding Safety



To the Point About: The Safe Use of Compressed Gas Cylinders ^{ES}

Flammable or toxic contents, corrosive substances, gas leaks, unsafe transporting and handling techniques, improper hook up, and incorrect storage are all potential causes of injury and property damage related to compressed gas cylinders. Because of these dangers, workers who handle these containers must make it a point to remain focused on their job and take all necessary precautions to avoid mishaps.

This program discusses the safe work practices that should be followed when handling, transporting, securing, and storing compressed cylinders.

Topics include: personal protective equipment; labels and Safety Data Sheets; transporting, placing, and securing cylinders; proper hook up; leaks; cylinder storage.



To the Point About: Hot Work and Welding Safety ^{ES}

Extremely hot metal, intense light, sparks and molten slag, damaged or defective welding equipment, and cluttered work areas are all hazards associated with hot work and welding tasks. Because these jobs have the potential to be very dangerous, it is imperative that welders and their co-workers remain focused on their jobs and follow all safe work practices to avoid fires, injuries, and property damage.

This program provides an overview of the precautions that must be followed while performing welding and other hot work.

Topics include: clothing and PPE, designated and non-designated areas, precautionary measures, fire watch duties, good housekeeping, pre-job inspection, protecting co-workers from hot work hazards.



Welding Safety

This video program reminds employees that there are a number of hazards associated with welding and cutting tasks, and explains the equipment and safe practices employees can use to avoid them. More than half a million U.S. workers in various industries perform welding, cutting, brazing, and soldering work as part of their jobs every day. In one year's time, these tasks will kill more than 50 of them; thousands more will be injured. Some of their workplaces will have been damaged by fires and explosions as well.

Areas covered in the course include: the potential hazards of welding; designated areas; work permits and confined spaces; preventing fires while welding; protecting against toxic fumes; goggles, helmets, and hand shields; gloves, clothing, and other protective equipment; and more.



Hot Work Safety and the Permitting Process ^{ES}

This video pogram discusses the hazards encountered in hot work and focuses on how employees can use the permitting process and other safe practices to perform hot work tasks safely. Hot work includes any tasks that involve flame or high heat, or can act as an ignition source. One in five industrial fires are caused by hot work and it can create major problems on construction sites as well. Hot work accidents result in more than \$300 million in property damage and more than 30 fatalities per year, but these incidents are preventable.

Areas covered in the course include: hot work and its hazards, the purpose of a Hot Work Permit and the first steps in the permitting process, preparing the work area to perform hot work safely, hot work in confined spaces, and more.

5005

Categories: Materials Handling, To the Point Series, Welding Safety

Length: 11 minutes
© 2018

5004

Categories: Welding Safety, To the Point Series

Length: 12 minutes
© 2018

4880

Categories: Welding Safety

Length: 18 minutes
© 2017
^{ES}

4879

Categories: Welding Safety, Fire Safety

Length: 14 minutes
© 2017



Working Safely With Compressed Gas Cylinders
(Concise) ^{ES}

Safety must be a worker’s number one priority when handling, using, and storing compressed gas cylinders. They present some very specific hazards that can be the source of serious injury. With the average cylinder weighing about eight pounds, unsafe handling techniques result in thousands of sprains, strains, bruises, and broken bones each year. In addition, various contents of gas cylinders can pose additional hazards: flammable or explosive gases, substances that displace breathable air, or create a toxic atmosphere or gases that may be corrosive or toxic to the skin and eyes. This safety training video reviews the safe work practices that can help workers prevent injuries and property damage when working with or around compressed gas cylinders.

Topics include: preparing to handle cylinders, safe transportation and handling, securing cylinders, proper hook up, testing for leaks, cylinder storage.



Working Safely With Compressed Gas Cylinders ^{ES}

Safety must be a worker’s number one priority when handling, using, and storing compressed gas cylinders. They present some very specific hazards that can be the source of serious injury. With the average cylinder weighing about eight pounds, unsafe handling techniques result in thousands of sprains, strains, bruises, and broken bones each year. In addition, various contents of gas cylinders can pose additional hazards: flammable or explosive gases, substances that displace breathable air, or create a toxic atmosphere or gases that may be corrosive or toxic to the skin and eyes. This safety training video reviews the safe work practices that can help workers prevent injuries and property damage when working with or around compressed gas cylinders.

Topics include: preparing to handle cylinders, safe transportation and handling, securing cylinders, proper hook up, testing for leaks, cylinder storage.



Creating Safety in Welding Operations (Concise) ^{ES}

Welders take pride in their work. After all, their welds are visible for all to see. To avoid injury, welders must also take pride in their safety and make sure safety is also visible for all to see. Every day, welders are confronted with many hazards that can cause serious injury and property damage. Hot metal, intense light, noxious fumes, and heavy equipment are only a few potential dangers these employees can encounter. It is imperative that workers who weld be able to recognize all the hazards of their jobs and know how to control or eliminate them. In this program, welders are provided an overview of safety issues related to welding operations and what actions they must take to avoid injury to themselves and their co-workers.

Topics include: fire prevention, permits, housekeeping, ventilation, PPE, respirator use, and working in close proximity with other welders.



Creating Safety in Welding Operations ^{ES}

Welders take pride in their work. After all, their welds are visible for all to see. To avoid injury, welders must also take pride in their safety and make sure safety is also visible for all to see. Every day, welders are confronted with many hazards that can cause serious injury and property damage. Hot metal, intense light, noxious fumes, and heavy equipment are only a few potential dangers these employees can encounter. It is imperative that workers who weld be able to recognize all the hazards of their jobs and know how to control or eliminate them. In this program, welders are provided an overview of safety issues related to welding operations and what actions they must take to avoid injury to themselves and their co-workers.

Topics include: fire prevention, permits, housekeeping, ventilation, PPE, respirator use, and working in close proximity with other welders.

4849

Categories: Chemical Safety,
Materials Handling,
Welding Safety

Length: 10 minutes

© 2017

4848

Categories: Chemical Safety,
Materials Handling,
Welding Safety

Length: 17 minutes

© 2017

4730

Categories: Welding Safety

Length: 10 minutes

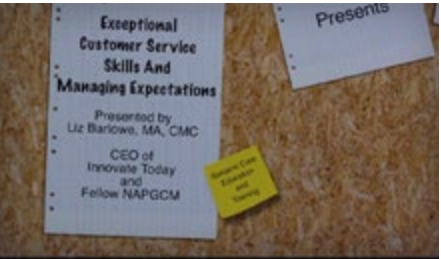
© 2015

4729

Categories: Welding Safety

Length: 19 minutes

© 2015



Preventing Fires During Hot Work Operations
(Concise) ^{ES}

Welding, grinding, cutting, open flame and other spark-producing tools and operations are all capable of starting dangerous fires in our workplaces. Collectively known as hot work, such processes require specific permits and procedures be followed to prevent the ignition of vapors, liquids, and solids that may be in or near the work area. Careless hot work operations can quickly lead to fires, extensive property damage, severe injuries, or death.

This program discusses the safe work practices that should be taken to prevent such incidents, and reviews the responsibilities of those workers involved in hot work tasks.



Preventing Fires During Hot Work Operations ^{ES}

Welding, grinding, cutting, open flame and other spark-producing tools and operations are all capable of starting dangerous fires in our workplaces. Collectively known as hot work, such processes require specific permits and procedures be followed to prevent the ignition of vapors, liquids and solids that may be in or near the work area. Careless hot work operations can quickly lead to fires, extensive property damage, severe injuries or death. This program discusses the safe work practices that should be taken to prevent such incidents and reviews the responsibilities of those workers involved in hot work tasks.



High-Impact Welding Safety (Concise) ^{ES}

This powerful program uses six accident re-creations to remind viewers that welding and cutting operations are inherently dangerous, and that workers who weld must follow all safety rules to protect themselves from serious injury or death. The video also illustrates positive welding and cutting safety points on a variety of topics.

Topics include: gas welding, arc welding, fire prevention, handling/storage of gas cylinders, confined space work, and personal protective equipment.



High-Impact Welding Safety ^{ES}

This powerful program uses six accident re-creations to remind viewers that welding and cutting operations are inherently dangerous and that workers who weld must follow all safety rules to protect themselves from serious injury or death. The video also illustrates positive welding and cutting safety points on a variety of topics, including gas welding, arc welding, fire prevention, handling/storage of gas cylinders, confined space work, and personal protective equipment.

4603

Categories: Welding Safety,
Fire Safety

Length: 10 minutes

© 2014

4558

Categories: Welding Safety,
Fire Safety

Length: 15 minutes

© 2014

3381

Categories: Welding Safety,
High-Impact

Length: 9 minutes

© 1997

1721

Categories: Welding Safety,
High-Impact

Length: 19 minutes

© 1997

TOC

Winter / Holiday Safety



Cold Stress — Working Safely in Cold Weather

Anyone who works outside on a regular basis knows that at some point or another, you’re going to experience cold and wet weather conditions. These working conditions can threaten your ability to do your job safely, as cold can have negative effects on the body. This is known as cold stress. Cold and wet weather can begin to have negative effects on the body in temperatures as high as 59°F. This safety video helps employees understand and recognize why it’s important to keep an eye out for the effects of cold stress.

Topics Include: hypothermia — symptoms and prevention, frostbite symptoms and treatment, trench foot treatment.



Winter Safety

The change of seasons often sneaks up on us. It seems that one moment we’re working under the autumn sunlight, and the next we’re watching the first snowfall and listening for school closings. The onset of winter is a busy time for everyone — schedules get crowded, deadlines creep up on us, and we also have to prepare for are holidays and vacations. Amid all this activity, we often forget to make room for safety, but the winter months and the holiday season can create a number of special hazards that we need to watch out for.

Whether we’re working, playing, or traveling, we need to understand these hazards and know the equipment and safe practices that we should use to prevent accidents and injuries during the winter season. This program reminds employees about the special hazards that winter brings and what they should do to avoid them.

Topics include: dressing for winter, shoveling snow safely, preparing vehicles for cold weather, defensive driving, working outside in the cold, fire prevention and response, and celebrating the holiday season safely.



Walking Safely in Icy Conditions ^{ES}

There’s a good chance that all of us will find ourselves walking on icy surfaces at one time or another. Even a small piece of ice can end up becoming the most dangerous piece of ice in the world if you’re not careful. Not only do many people die each year when striking their heads on concrete after a slip on ice, but also many other injuries occur, such as dislocated hips, dislocated shoulders, and broken ankles.

In this program, EMT/firefighter Martin Lesperance explains how and why walking on icy surfaces is dangerous, as well as the proper safety precautions viewers should take when walking on snow and ice.



Walking Safely in Icy Conditions (Concise) ^{ES}

There’s a good chance that all of us will find ourselves walking on icy surfaces at one time or another. Even a small piece of ice can end up becoming the most dangerous piece of ice in the world if you’re not careful. Not only do many people die each year when striking their heads on concrete after a slip on ice, but also many other injuries occur, such as dislocated hips, dislocated shoulders, and broken ankles.

In this program, EMT/firefighter Martin Lesperance explains how and why walking on icy surfaces is dangerous, as well as the proper safety precautions viewers should take when walking on snow and ice.

4655

Categories: Winter / Holiday Safety
Length: 8 minutes
© 2014

5073

Categories: Winter / Holiday Safety
Length: 15 minutes
© 2019

4913

Categories: Fall Protection / Prevention, Winter / Holiday Safety, Weather
Length: 14 minutes
© 2017

4914

Categories: Fall Protection / Prevention, Winter / Holiday Safety, Weather
Length: 10 minutes
© 2017



Don’t Slip When Getting In or Out of a Vehicle

Martin Lesperance gives tips to getting in and out of a car safely when there’s nowhere to park but near a dangerous patch of ice.



Winter Walking: Staying On Your Feet ^{ES}

By its very nature, winter walking is a seasonal safety issue, usually limited to several months. Yet thousands of serious injuries happen every winter. And the personal and financial impacts of a wintertime injury can last throughout the year for the individual and for the employer. This safety video helps the viewer understand the need to adjust our walking behavior and techniques when the snow begins to fall.

Viewers will learn: Why we need to adjust our walking techniques in winter, Winter hazards to be alert for, Walking techniques for winter conditions, Procedures for Staying on your feet, Techniques to minimize the effects of a fall.



Back to Work, Back to Safety ^{ES}

Distraction, falling out of routine, reporting for work exhausted, forgetting about common hazards, not being aware of workplace changes, frustration, poor job planning and organization, depression and mood swings are all common contributors to workplace incidents after spending time away from work. This program explains and illustrates each of these issues through a series of examples, testimonials and incident reenactments. Viewers will learn many valuable safety lessons about the pitfalls workers experience when they return from vacation, extended illness, or other absence.



Back to Work, Back to Safety (Concise) ^{ES}

Distraction, falling out of routine, reporting for work exhausted, forgetting about common hazards, not being aware of workplace changes, frustration, poor job planning and organization, depression and mood swings are all common contributors to workplace incidents after spending time away from work. This program explains and illustrates each of these issues through a series of examples, testimonials and incident reenactments. Viewers will learn many valuable safety lessons about the pitfalls workers experience when they return from vacation, extended illness, or other absence.



Working Safely in Cold Weather ^{ES}

Not only does cold weather make your working environment more difficult, it can also be hazardous to your health. It has the ability to cause conditions like hypothermia and frostbite. It can also present treacherous driving conditions that in some cases can be life-threatening.

This program discusses a number of the hazards that working in the cold presents and shows ways that you can plan ahead to protect yourself from these dangers.

Topics include: four major contributing factors of cold stress, first aid for hypothermia and frostbite, dressing in layers and other personal protection, safe work practices for preventing cold stress, being prepared to drive in bad weather.

4896

Categories: Meeting Openers, Winter / Holiday Safety, Martin Lesperance
Length: 4 minutes
© 2010

4371

Categories: Winter / Holiday Safety, Fall Protection / Prevention
Length: 10 minutes
© 2013

4308

Categories: Attitude, Off Job Safety, Winter / Holiday Safety
Length: 20 minutes
© 2013

4309

Categories: Attitude, Off Job Safety, Winter / Holiday Safety
Length: 10 minutes
© 2013

1320

Categories: Winter / Holiday Safety
Length: 15 minutes
© 2012

TOC



Winter Driving for Bus Operators

This safety video will enhance bus operator’s winter driving skills and safety awareness. It features real-life driving situations as well as high-quality animation to illustrate a variety of winter driving conditions and challenges that bus operators encounter on a daily basis.

Topics include: pre-trip inspection/preparation, winter driving techniques, bus stop pedestrian safety, preventing passenger slips and falls, hazardous road conditions, shoulder lane use, articulated buses.



Winter Driving: When the Rules Change (Concise)

This attention-grabbing safety video dramatically illustrates the importance of adjusting our driving techniques when winter rolls around. The main character, Larry, appears in this video making one winter driving mistake after another; mistakes we can all learn from. This program also includes a powerful interview with a woman who was involved in fatal wintertime crash — an event that changed her life forever.

The video addresses: vehicle preparation for winter; adjusting schedules for winter driving conditions; maintaining good visibility; winter driving techniques, including intersections, cornering, skid control, braking and slowing down; winter survival supplies and techniques.



Winter Driving: When the Rules Change

This attention-grabbing safety video dramatically illustrates the importance of adjusting our driving techniques when winter rolls around. The main character, Larry, appears in this video making one winter driving mistake after another; mistakes we can all learn from. This program also includes a powerful interview with a woman who was involved in fatal wintertime crash — an event that changed her life forever.

The video addresses: vehicle preparation for winter; adjusting schedules for winter driving conditions; maintaining good visibility; winter driving techniques, including intersections, cornering, skid control, braking and slowing down; winter survival supplies and techniques.



Injuries Don’t Take Holidays ^{ES}

While the holiday season should be a joyous time enjoyed with your family, needless tragedies occur all too often because holiday hazards are ignored. Fire hazards posed by cooking, candles, Christmas trees, and careless smoking are frequently neglected. People often forget about the dangers of driving in wintry conditions or under the influence of alcohol during this time of year.

In this video, EMT/firefighter/best-selling author Martin Lesperance discusses the safety precautions people must take to prevent injuries and deaths during the winter holidays. Martin also recalls real stories of emergencies he has attended to make the point that injuries don’t take holidays.



Injuries Don’t Take Holidays (Concise) ^{ES}

While the holiday season should be a joyous time enjoyed with your family, all too often needless tragedies occur because holiday hazards are ignored. Fire hazards posed by cooking, candles, Christmas trees and careless smoking are frequently neglected. People often forget about the dangers of driving in wintry conditions or under the influence of alcohol during this time of year.

In this video, EMT/firefighter/best-selling author Martin Lesperance discusses the safety precautions people must take to prevent injuries and deaths during the winter holidays. Martin also recalls real stories of emergencies he has attended to make the point that injuries don’t take holidays.

4364

Categories: Driving Safety, Winter / Holiday Safety

Length: 15 minutes

© 2012

3566

Categories: Driving Safety, Winter / Holiday Safety

Length: 11 minutes

© 2006

3263

Categories: Driving Safety, Winter / Holiday Safety

Length: 15 minutes

© 2005

3207

Categories: Winter / Holiday Safety, Off Job Safety, Martin Lesperance

Length: 19 minutes

© 2001

3829

Categories: Winter / Holiday Safety, Off Job Safety, Martin Lesperance

Length: 12 minutes

© 2001



Preventing Hypothermia

Hypothermia can be a serious health problem. This film covers all aspects of prevention and treatment. A great program for anyone who works, lives, or travels to locations with harsh winter conditions.



Tips from the Pros: Snow Removal Techniques

Helps teach snow plowing on city streets, country roads, and interstates. Different types of snowplows/snow blowers shown in use on trucks, wheel loaders, and motor graders.

Topics include: pre-trip inspections and what to look for; suggested plowing techniques on interstate highways, two-lane country roads, and city streets; animation shows difficult plowing concepts on interstate on-off ramps and intersections; one-way plows; reversible plows; “V” plows; wing plows; special cutting edges for ice.



A Safety Carol ^{ES}

Ernest “Scrooge” Hungerfield and Jacob Marley didn’t have time for safety. They thought following safety procedures was a waste of their precious time and they bullied or teased anyone they perceived as “wasting time for safety.”

One day, while performing a task in his usual unsafe manner, Marley is killed. Marley’s death causes Scrooge to become even more convinced that all workplace injuries are unpreventable. The ghost of Marley is doomed to live in the endless dimension of regret and forced to watch the ripple effects of his unsafe actions on himself and his co-workers.

The ghost explains to Scrooge that he, too, will be doomed to the same fate if he does not change his ways and embrace safety. Marley’s ghost tells Scrooge he will be visited by the Spirits of Safety Past, Safety Present and Safety Future and he must learn from them to avoid the same fate.

After the three spirits teach him valuable safety lessons about the impact of his past, present and future unsafe acts, Scrooge vows to become a positive safety influence on others. He learns that safety can be contagious and that when safe choices are made in the present, the future is a much better place.



A Safety Carol (Concise) ^{ES}

Ernest “Scrooge” Hungerfield and Jacob Marley didn’t have time for safety. They thought following safety procedures was a waste of their precious time and they bullied or teased anyone they perceived as “wasting time for safety.”

One day, while performing a task in his usual unsafe manner, Marley is killed. Marley’s death causes Scrooge to become even more convinced that all workplace injuries are unpreventable. The ghost of Marley is doomed to live in the endless dimension of regret and forced to watch the ripple effects of his unsafe actions on himself and his co-workers.

The ghost explains to Scrooge that he, too, will be doomed to the same fate if he does not change his ways and embrace safety. Marley’s ghost tells Scrooge he will be visited by the Spirits of Safety Past, Safety Present and Safety Future, and he must learn from them to avoid the same fate.

After the three spirits teach him valuable safety lessons about the impact of his past, present, and future unsafe acts, Scrooge vows to become a positive safety influence on others. He learns that safety can be contagious and that when safe choices are made in the present, the future is a much better place.

3246

Categories: Winter / Holiday Safety, Severe Weather

Length: 12 minutes

© 2004

4019

Categories: Winter / Holiday Safety, Equipment Specific Videos, Utility Safety

Length: 24 minutes

© 2005

1321

Categories: Attitude, Winter / Holiday Safety

Length: 23 minutes

© 2013

1745

Categories: Attitude, Winter / Holiday Safety

Length: 13 minutes

© 2013

Workplace Violence



To the Point About: Responding to Violent Behavior or An Active Shooter ^{ES}

When a violent emergency takes place, it is often a scary and confusing situation. The key to surviving an emergency situation is to stay calm and quickly move away from the danger. This program reviews the actions to take when preparing for and responding to violent behavior.

Topics include: being prepared for a violent emergency, indicators of potentially violent behavior, fleeing from an active shooter scene, hiding from a shooter, fighting back against a shooter, and responding to law enforcement.



Workplace Violence in Healthcare Facilities ^{ES}

Workplace violence is a serious problem in hospitals, urgent care clinics, nursing homes, doctors' offices, and other healthcare facilities across the country. Thousands of assaults occur every week; employees suffer physical and emotional trauma, some even die.

This training video provides healthcare workers with the information they need to recognize potential violence hazards, prevent aggression if possible, and respond to it effectively when necessary.

Topics include: the history of violence in healthcare facilities, OSHA guidelines for preventing violence, identifying and controlling the potential for violence, employee education and training, responding to violence.



Workplace Violence in Healthcare ^{ES}

Workplace Violence is unacceptable, regardless of the work environment. This program defines different types of workplace violence common to home health care situations and discusses ways to prevent incidents. Recognition, prevention, and de-escalation are the main techniques taught.



Violence Prevention — Recognizing The Threat ^{ES}

Whether it's bullying or harassment or actual physical violence, workplace violence is something that must be taken seriously. The first step in preventing workplace violence is recognizing the potential for violent behavior in an individual before it escalates to a violent action. This program helps us understand what signs to notice in a potentially violent person. And what actions we should take if and when we feel the threat of violent behavior.

Ask your account manager how to get both "Active Shooter — How To Survive," and "Violence Prevention — Recognizing the Threat" for a special bundle price.

5031

Categories: Workplace Violence, To the Point Series

Length: 12 minutes
© 2019

4887

Categories: Workplace Violence, Healthcare Training

Length: 15 minutes
© 2017

4886

Categories: Workplace Violence, Healthcare Training

Length: 6 minutes
© 2017

4859

Categories: Workplace Violence

Length: 8 minutes
© 2017

4840

Categories: Workplace Violence

Length: 7 minutes
© 2016



Active Shooter: How To Survive

This short, dramatic video clearly demonstrates the essentials for surviving a tragic event that happens all too often across our country. The video follows a dramatization of an active shooter event and identifies proper behavior and procedures that save the lives of those involved. An emergency response dispatcher then reviews the key actions that saved the employees lives. This is not something we like to think about, but like other safety topics, being aware and prepared can prevent injury and fatalities.

Topics include: recognizing a potential event, how to provide the most useful information to the police, the three key actions needed to survive, how to respond and act when the police arrive.

Ask your account manager how to get both "Active Shooter — How To Survive" and "Violence Prevention —Recognizing the Threat" for a special bundle price.

4838

Categories: Workplace Violence, School Safety

Length: 7 minutes
© 2016



Active Shooter Facts and Prevention

Incidents involving active shooters continue to be in the news. These acts of violence are becoming more commonplace in today's society, and although your chances of being a victim of an active shooter incident are minuscule, it is important your school and your associates plan and be prepared for such an incident. The purpose of this informational training is not to alarm viewers, but rather to enlighten them to some of the elements of an active shooter scenario and what they can do to be prepared to deal with such an act in your school.

4830

Categories: Workplace Violence

Length: 15 minutes
© 2016



Active Shooter: Surviving An Attack ^{ES}

All too often these days we hear about active shooter incidents, multiple shootings in nightspots, public areas, and workplaces. What should employees do to survive if one of these situations takes place where they work? This safety video provides step-by-step explanations of the survival techniques that law enforcement agencies recommend to help people get through an active shooter incident safely.

Topics include: preparing for the unpredictable, recognizing and surviving an attack, running from a shooter, hiding from a shooter, fighting a shooter, what to do when the police arrive.

4822

Categories: Harassment, Workplace Violence, Safety Management

Length: 22 minutes
© 2016



Bullying and Other Disruptive Behavior for Managers ^{ES}

Fear, anger, frustration, humiliation, helplessness — these feelings shouldn't be part of anyone's job description. But they can be common in workplaces where bullying and other disruptive behavior is a problem. Your customers know that this type of behavior interferes with the functioning of a workplace, disturbs and threatens employees, and can even affect their health, as well as damage a company's business and reputation. Employees and managers both need to understand bullying and disruptive behavior, and know what to do to prevent it or shut it down.

This video program focuses on tools and techniques that can be used to raise awareness of the problem in a department, investigate reports of disruptive behavior, and intervene as necessary.



Bullying and Other Disruptive Behavior for Employees ^{ES}

Fear, anger, frustration, humiliation, helplessness — these feelings shouldn't be part of anyone's job description. But they can be common in workplaces where bullying and other disruptive behavior is a problem. Your customers know that this type of behavior interferes with the functioning of a workplace, disturbs and threatens employees and can even affect their health, and that it can also damage a company's business and reputation. Employees and managers both need to understand bullying and disruptive behavior, and know what to do to prevent it or shut it down. Bullying and Other Disruptive Behavior: for Employees discusses how to recognize bullies and disruptive people, explains the impact their behavior can have and outlines the steps employees can take to help address these problems.



Active Shooter and Workplace Violence ^{ES}

Emergencies involving violence are unfortunately a real possibility in today's workplace. This can also include encountering an active shooter on the premises. One of your job responsibilities is to be prepared and know how to respond should such an emergency occur at your workplace. Knowing the proper procedures to follow during an emergency could mean the difference between life and death.

The purpose of this program is to familiarize you with basic response practices when encountering workplace violence, and practices that will help you to be prepared for and to respond to a violent emergency.

Topics include: indicators of potentially violent behavior, how to respond to violent behavior, how to respond to an active shooter situation, and how to react when law enforcement arrives at an active shooter scene.

Program objectives: indicators of potentially violent behavior, how to respond to displays violent behavior, how to respond to a situation involving an active shooter, how to react when law enforcement arrives.



Workplace Violence: Facts and Prevention — Hospitality Version ^{ES}

The potential for workplace violence has become a stark reality in our world today. While the odds of a serious incident happening on your property may be slim, the importance for effective preparedness remains vital. This program helps you achieve a level of preparedness and allows viewers to develop a sense of confidence if faced with a potentially violent situation in the workplace. How to recognize signs of potential problems and who to do if this potential becomes reality are discussed in depth.



Active Shooter: Helping Prevent Tragedy

Incidents involving active shooters continue to be in the news. These acts of violence are becoming more commonplace in today's society, and although your chances of being a victim of an active shooter incident are miniscule, it is important your organization and your associates plan and be prepared for such an incident. Active shooters can strike where we live, where we work, where we study, where we shop, or any other environment. No business or institution is immune to the potential of an active shooter attack.

The purpose of this informational training is not to alarm viewers, but to enlighten them regarding some of the elements of an active shooter scenario, and what they should do to be prepared to deal with such an act.

4821

Categories: Harassment, Workplace Violence

Length: 17 minutes

© 2016

4643

Categories: Workplace Violence

Length: 10 minutes

© 2014

4606

Categories: Workplace Violence, Hospitality, Human Resources

Length: 14 minutes

© 2014

4328

Categories: Workplace Violence

Length: 8 minutes

© 2013



Active Shooter: Helping Prevent Tragedy — Hospitality Version

This Hospitality Industry specific program informs viewers about active shooter situations. Incidents involving active shooters continue to be in the news. These acts of violence are becoming more commonplace in today's society, and although your chances of being a victim of an active shooter incident are miniscule, it is important your organization and your associates plan and be prepared for such an incident. Active shooters can strike where we live, where we work, where we study, where we shop, or any other environment. No business or institution is immune to the potential of an active shooter attack.

The purpose of this informational training is not to alarm viewers, but to enlighten them regarding some of the elements of an active shooter scenario and what they should do to be prepared to deal with such an act.



Conflict Resolution in Industrial Facilities ^{ES}

Conflict in the workplace is inevitable. Anytime two or more people come together, they will eventually disagree about something. While some conflict can be healthy, it is often an indication that there is something wrong. Conflict is frequently a "call to action" a problem crying out for a solution. The good news about conflict is that it is usually based on "caring." The more someone defends their point of view in an argument, the more they care. But if conflict is allowed to fester and grow without a resolution, it can lead to serious problems such as threats and even physical violence. The effectiveness of an entire organization can be harmed if conflict is allowed to escalate.



Watch Out for Assault

In most workplaces, safety on the job is stressed daily to employees. They are trained in safety procedures, given personal protective equipment, and reminded of OSHA rules and regulations. However, there's another aspect of safety that must also be stressed: how to avoid the personal injuries that can result from criminal assault, either on or off the job. This video program discusses the safety risks that employees face in three particular areas — on the street, in buildings, and in their cars — and offers common sense techniques for avoiding becoming a crime victim.



I Could Have Saved A Life That Day ^{ES}

This dramatic video tells the story of an employee who failed to take action when witnessing the warning signs of impending workplace violence. His decision to "look the other way" not only ended in the senseless death of a co-worker, but also resulted in a fellow employee spending the rest of his life behind bars.



I Could Have Saved A Life That Day (Concise) ^{ES}

This dramatic video tells the story of an employee who failed to take action when witnessing the warning signs of impending workplace violence. His decision to "look the other way" not only ended in the senseless death of a co-worker, but also resulted in a fellow employee spending the rest of his life behind bars.

4312

Categories: Workplace Violence, Hospitality

Length: 15 minutes

© 2013

3666

Categories: Workplace Violence, Human Resources

Length: 17 minutes

© 2007

3489

Categories: Workplace Violence

Length: 13 minutes

© 2006

3187

Categories: Workplace Violence, Speak Up About Safety!

Length: 15 minutes

© 2001

1585

Categories: Workplace Violence, Speak Up About Safety!

Length: 10 minutes

© 2001



MEMIC

